

IHI

CCH 3000

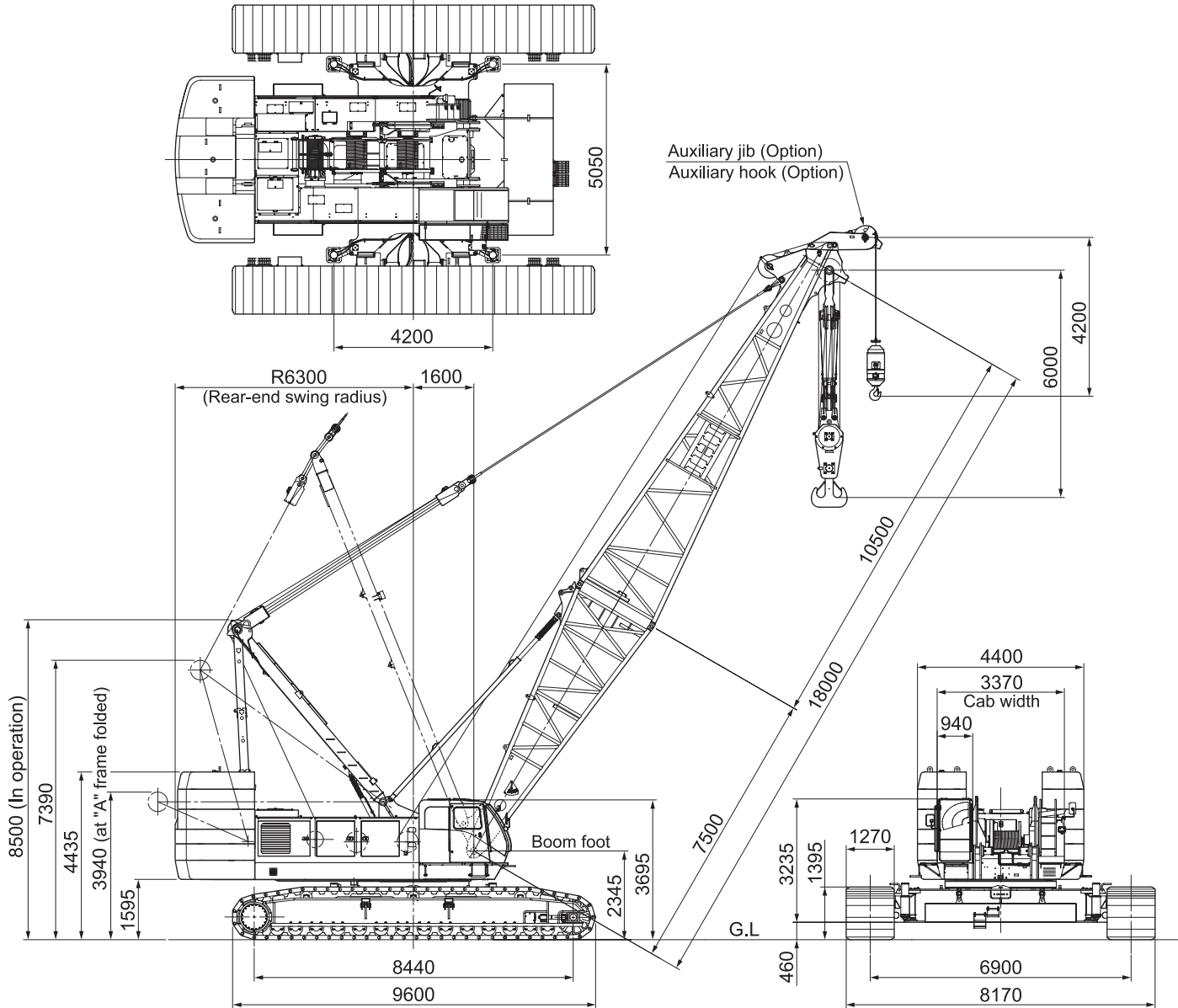
Fully Hydraulic Crawler Crane

Lifting capacity 300 metric tons



IHI Construction Machinery Limited

General Dimensions (with basic boom) (Unit : mm)



Specifications

Performance	
Swing speed	1.4rpm
Travel speed	1.0/0.5 km/hr
Gradeability	30% (16.7°)
Engine	
Make	Cummins Inc.
Model	QSM11
Type	4-cycle,6-cylinder,water-cooled,turbo-charged with intercooler,direct fuel injection type diesel engine
Total displacement	10.8L
Rated output	280kW/2,100min ⁻¹ (375PS/2,100rpm)
Peak torque	1,898Nm/1,400min ⁻¹
Fuel tank capacity	450L
Battery	12V×120AH×2 pcs.
Load hoist System (Main & Aux.)	
Hydraulic motor	Axial piston type
Reduction gear	Two-stage planetary gear
Hoist drum	2-grooved cylindrical drums on 2 individual shaft. Main/Auxiliary drum in same width, with Lebus type groove.
Brake	Wet type multi disc
Drum locks	Ratchet type
Boom hoist System	
Motor	Axial piston type
Reduction gear	Three-stage planetary gear
Hoist drum	2 grooved cylindrical drums on 1-single shaft, with Lebus type groove
Brake	Wet type multi disc
Drum lock	Ratchet lock

Crane specifications

Max.lifting capacity (metric ton)× working radius (m)	300×5.0	
Max.boom length (m)	90	
Max.boom length,main (main+jib boom) (m)	109(72+37)	
Rope speed	Main drum hoist/lowering (m/min)	* 120/60-55/28
	Aux.drums hoist/lowering (m/min)	* 120/60-55/28
	Boom drum hoist/lowering (m/min)	* 32~14.5×2
Part lines	Hook block capacity (ton)× part line	300×20
	Hook block capacity (ton)× part line	25×2
	Boom drum hoist/lowering part line	18
Counterweight (ton)	106.5	
Carbody weight (ton)	26	
Total operating weight (with 18m basic boom) (ton)	Approx. 256	
Average ground bearing pressure (kPa) [kgf/cm ²]	(117.1) [1.19]	

Note1: The values marked with "*" may change depending on the load given.

Note2: Anti-rolling wire ropes for load hoisting are necessary for equipping 20 part lines with an additional sheave block and a hook. (in compliance with ANSI B30.5-1.7.1)

Standard equipment

- Engine tachometer (with hour meter)
- Hydraulic pressure gauge
- Fuel gauge
- Engine coolant temperature gauge
- Front work lamp (on both sides)
- Operator's room lamp
- Air conditioner
- Front windshield wiper (with window washer)
- Ceiling wiper (with window washer)
- Sun shade
- Sun-visor
- Storage pouch
- Tool storage
- Reclining operator's seat
- Floor mat
- Steps for operator's cab
- Radio (AM/FM)
- Cigarette lighter
- Ashtray
- Rear view mirrors (on both sides)
- Warning horn
- Moment limiter
- Electric fuel pump
- Slewing flashing light
- Slewing warning buzzer (with voice alarm)
- Travel warning buzzer (with voice alarm)
- A-frame hoist cylinder
- Bronze tinted glass
- Wire mesh boom walkway (for inner boom)
- Foot rest
- Electrical engine throttle control grip
- Engine throttle pedal
- Ultra low speed control
- Automatic hydraulic brake (main, aux. and boom hoist motor)
- Rope guide roller on boom back (for outer boom)
- Plug socket (24V)
- Loud speaker
- Winch speed control system (main, aux. and boom hoist)
- Pump power-shift system
- Switch of emergency stop (front and rear)
- Boom foot pin cylinder
- Crawler connecting pin cylinder
- Standard tools for maintenance (details are as per Parts Catalogue)
- Remote controller for jack and crawler connect cylinder

Options

1. Base Machine
 - Reeving winch
 - Tagline
 - Slewing parking break
 - Constant speed slewing system
 - Slewing mode select switch (free/break)
 - Drum rotation indicator
 - Monitor TV (for rear/drum view)
 - Monitor TV (for hook load)
 - Mirror for drum
 - Radio transmitter
 - Combustion type heater
 - Fire extinguisher
 - Room mirror
 - Electric fan
 - Operator gate lock lever
 - Tool box (installed in front of operator cabin)
 - Name plate (both side of base machine)
2. Light and Instrument
 - Yellow rotary light
 - Boom point clearance lamp
 - Over load outside alarm light (red/yellow/green)
 - Work light for drum
 - Work light on boom
 - Work light for rear direction
 - Additional front work light
 - Hand light
 - Electric clinometer
 - Level indicator
 - Anemometer
3. Step and guard
 - Catwalk for rear cab
 - Catwalk for rear cab (wide type with handrail)
 - Handrail for catwalk
4. Attachment
 - 3m, 6m, 9m insert boom (with pendant rope and rope guide roller)
 - 13m basic jib and accessories
 - 6m insert jib (with pendant rope)
 - 1m auxiliary jib and accessories
 - 1.5m auxiliary jib and accessories
 - Additional sheave block (equipment for lifting 300 ton hook block)
 - 300 ton hook block (eight sheaves + two sheaves)
 - 150 ton hook block (six sheaves)
 - 100 ton hook block (four sheaves)
 - 60 ton hook block (three sheaves)
 - 25/30 ton hook block (one sheave)
 - 13.5 ton hook block (slim type)
 - Auxiliary hoisting wire rope
 - Mast (with middle suspension rope)
 - Name plate (both side of outer boom)
5. Others
 - Wire mesh for boom walkway (for insert boom and outer boom)
 - Operator cabin roof guard
 - Wire rope guard for insert boom
 - Hook guard for outer boom (wood or steel pipe)
 - Safety guard rope on main boom
 - Large size tool box (with caster)
 - Sling wire rope (for lifting counter weight or crawler)

Combination of main boom and jib boom

Boom length(m) Jib length (m)	18-42	45	48	51	54	57	60	63	66	69	72	75	78	81	84	87	90
Aux.	●	●	●	●	●	●	●	●	●	●	●	●	●	●	●	●	●
13		●	●	●	●	●	●	●	●	●	●						
19		●	●	●	●	●	●	●	●	●	●						
25		●	●	●	●	●	●	●	●	●	●						
31		●	●	●	●	●	●	●	●	●	●						
37		●	●	●	●	●	●	●	●	●	●						

●:Applicable combination

Wire rope

Purpose	Rope dia. (mm)	Breaking Strength (kN)	Rope Type
Main hoisting	φ 28	755	TS(19)+39×P-7
Boom hoisting	φ 22	406	IWRC 6×P-WS(31)
Boom suspension	φ 36	1150	IWRC 6×P-WS(36)
Jib load hoisting	φ 28	755	TS(19)+39×P-7
Jib boom suspension	φ 28	585	IWRC 6×Fi(29)
Jib strut suspension	φ 31.5	734	IWRC 6×Fi(29)

Note:Designed and rated in compliance with ANSI B30.5-1.7.1

Boom composition

The following tables show standard combinations for each boom length.

Combination \ Boom length(m)	18	21	24	27	30	33	36	39	42	45	48	51	54
7.5m inner	1	1	1	1	1	1	1	1	1	1	1	1	1
3.0m insert	—	1	2	1	2	1	1	2	1	1	2	1	1
6.0m insert	—	—	—	1	1	2	1	1	2	1	1	2	1
9.0m insert	—	—	—	—	—	—	1	1	1	2	2	2	3
10.5m outer	1	1	1	1	1	1	1	1	1	1	1	1	1
Mast	×	×	×	×	×	×	×	×	×	△	△	△	△
Middle suspension	×	×	×	×	×	×	×	×	×	×	×	×	×

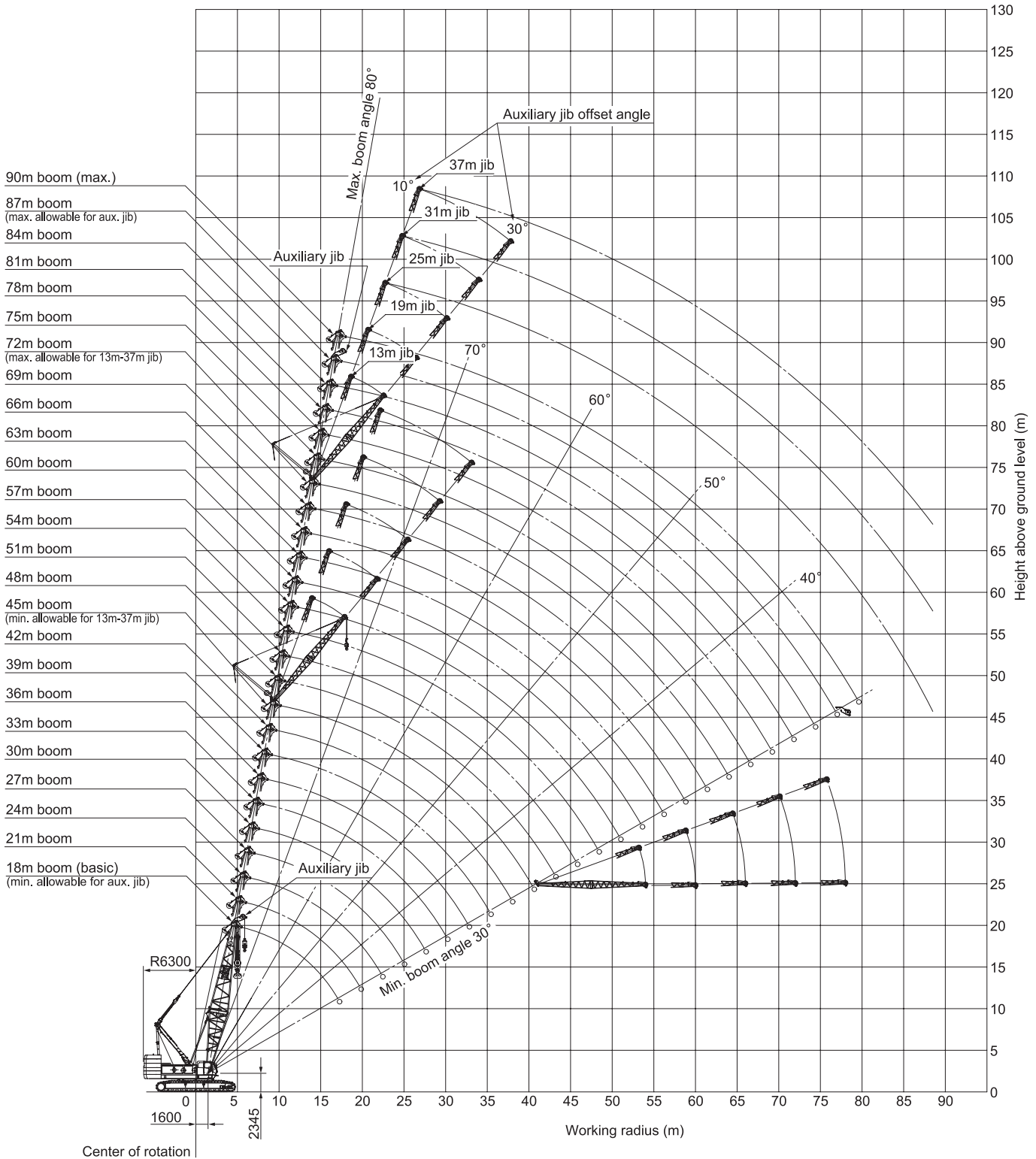
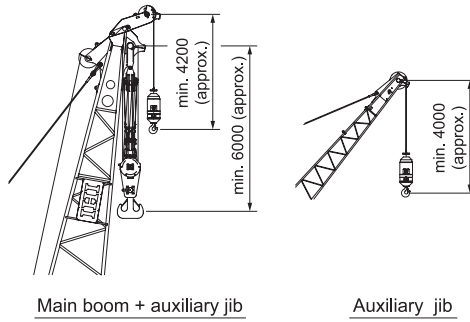
Combination \ Boom length(m)	57	60	63	66	69	72	75	78	81	84	87	90
7.5m inner	1	1	1	1	1	1	1	1	1	1	1	1
3.0m insert	2	1	1	2	1	1	2	1	1	2	1	1
6.0m insert	1	2	1	1	2	1	1	2	1	1	2	1
9.0m insert	3	3	4	4	4	5	5	5	6	6	6	7
10.5m outer	1	1	1	1	1	1	1	1	1	1	1	1
Mast	△	△	△	△	○	○	○	○	○	○	○	○
Middle suspension	×	×	×	×	○	○	○	○	○	○	○	○

×:not applicable △:applicable ○:necessary

Jib boom composition

Combination \ Jib boom length(m)	13	19	25	31	37
6.5m inner	1	1	1	1	1
6.0m insert	—	1	2	3	4
6.5m outer	1	1	1	1	1

Working range (No loaded condition)



Rated lifting loads (106.5ton counterweight)

(Unit : Metric ton)

Boom length(m) Working radius(m)	18	21	24	27	30	33	36	39	42	45	48	51	54	57	60	63	66	69	72	75	78	81	84	87	90
No. of Part line	20	16	16	14	13	12	11	10	9	9	8	8	7	6	6	6	5	5	4	4	4	3	3	3	2
5.0	300.0																								
6.0	235.0	6.3m ×216.0	6.2m ×216.0																						
7.0	195.4	194.9	194.4	7.1m ×189.0	7.7m ×175.5																				
8.0	171.5	171.0	170.5	170.1	169.5	8.3m ×162.0																			
9.0	152.7	152.3	151.9	151.6	151.1	150.6	148.5	9.9m ×135.0																	
10.0	137.5	137.1	136.7	136.3	135.8	135.4	135.0	133.8	10.9m ×121.5	10.8m ×121.5	11.9m ×108.0	11.8m ×108.0													
12.0	112.4	112.0	111.6	111.2	110.8	110.4	110.0	109.3	108.7	108.0	106.8	105.8	12.9m ×94.5	81.0	13.8m ×81.0										
14.0	90.2	89.8	89.4	89.0	88.7	88.4	88.0	87.3	86.7	86.0	85.0	84.0	83.0	81.0	79.3	76.8	14.2m ×67.5	14.8m ×67.5							
16.0	73.8	75.1	75.0	74.9	74.8	74.7	74.6	73.8	72.4	71.0	69.5	68.1	66.8	65.8	64.8	63.8	61.3	61.9	17.5m ×54.0	17.2m ×54.0	16.7m ×54.0				
18.0	17.2m ×63.1	65.7	65.3	64.9	64.6	64.3	64.0	63.4	62.8	62.2	60.9	59.9	58.5	57.5	56.5	55.5	54.5	53.5	52.5	51.3	50.1	40.5	18.8m ×40.5	38.7	35.6
20.0		19.8m ×54.7	56.8	56.4	56.0	55.7	55.4	55.2	54.9	54.7	54.0	52.9	51.9	51.0	50.1	49.2	48.3	47.7	46.5	45.3	44.1	20.8m ×40.5	37.0	35.7	32.6
22.0			49.9	49.6	49.2	48.9	48.6	48.4	48.2	47.9	47.6	47.3	46.4	45.4	44.5	43.5	42.5	41.6	40.6	39.4	38.2	37.0	35.7	32.6	27.0
24.0			22.4m ×47.9	44.2	43.8	43.5	43.2	43.0	42.8	42.6	42.2	41.9	41.7	40.8	39.9	39.1	38.2	37.3	36.4	35.5	34.6	33.6	32.7	30.1	25.7
26.0				25.0m ×41.8	39.3	39.0	38.7	38.5	38.2	38.0	37.7	37.4	37.2	36.5	35.8	35.1	34.4	33.7	33.0	32.2	31.5	30.7	30.0	27.1	24.5
28.0					27.6m ×36.3	35.3	35.0	34.8	34.5	34.3	34.0	33.7	33.3	32.8	32.2	31.7	31.1	30.6	30.0	29.2	28.3	27.5	26.6	25.8	22.8
30.0						32.2	31.9	31.6	31.3	31.0	30.8	30.5	30.1	29.7	29.2	28.8	28.3	27.9	27.4	26.5	25.6	24.8	23.9	23.0	21.2
32.0							30.2m ×31.8	28.4	28.1	27.8	27.5	27.3	27.0	26.6	26.3	25.9	25.8	25.3	24.9	24.6	23.8	23.1	22.3	21.6	19.8
34.0								32.8m ×27.4	25.9	25.6	25.3	24.9	24.6	24.3	24.0	23.7	23.4	23.0	22.7	22.4	21.7	21.1	20.4	19.8	18.5
36.0									35.4m ×24.4	23.5	23.2	22.9	22.6	22.3	22.0	21.7	21.4	21.0	20.7	20.4	19.8	19.2	18.6	18.0	17.4
38.0										21.7	21.4	21.1	20.7	20.4	20.1	19.8	19.5	19.2	18.9	18.6	18.1	17.6	17.1	16.5	15.8
40.0											19.9	19.5	19.0	18.8	18.5	18.2	17.9	17.6	17.3	17.0	16.6	16.1	15.7	15.2	14.5
42.0																									
44.0											40.8m ×19.3	17.7	17.4	17.0	16.7	16.4	16.1	15.8	15.5	15.2	14.9	14.5	14.2	13.8	13.2
46.0												43.2m ×16.8	16.1	15.9	15.6	15.3	15.0	14.6	14.3	14.0	13.6	13.2	13.0	12.6	11.9
48.0													45.8m ×15.0	14.7	14.4	14.1	13.8	13.5	13.2	12.9	12.5	12.2	11.8	11.5	10.9
50.0														13.7	13.4	13.1	12.8	12.4	12.1	11.8	11.5	11.2	10.8	10.5	10.0
52.0															48.4m ×13.5	12.5	12.4	11.9	11.6	11.3	10.8	10.5	10.2	9.9	9.6
54.0																51.0m ×12.2	11.6	11.2	10.9	10.6	9.6	9.4	9.2	9.1	8.7
56.0																		53.6m ×11.1	10.6	10.3	9.9	8.9	8.7	8.5	8.3
58.0																			10.0	9.6	9.2	8.2	8.0	7.9	7.7
60.0																				9.1	8.7	7.5	7.3	7.2	7.0
62.0																				56.2m ×9.9	8.1	6.9	6.7	6.5	6.3
64.0																					58.8m ×8.8	6.4	6.2	6.0	5.7
66.0																						61.4m ×7.5	5.8	5.6	5.4
68.0																							5.1	4.9	4.6
70.0																							66.6m ×4.9	4.4	4.2
72.0																								69.2m ×4.1	3.7
74.0																									71.8m ×3.2
76.0																									3.0
																									2.6
																									74.4m ×2.4

Notes

- All rated loads are based on the machine being operated on the firm, level, uniformly supporting surface ground, at any point of 360-around the machine within 78% of tipping load and forward stability factor over 1.15. Working radius is the horizontal distance from center of rotation to a vertical line through the center of gravity of the load.
- To determine actual lifting loads, the weight of all lifting devices such as hook must be reduced from the lifting loads.

300 ton hook	3,300 kg	60 ton hook	1,200 kg
200 ton hook	2,700 kg	30/25 ton hook	1,000 kg
150 ton hook	2,400 kg	13.5 ton hook	600 kg
100 ton hook	1,400 kg			
- The following weight must be reduced from the lifting loads to determine rated lifting loads for main boom when the jib is equipped.

Aux. Jib(1m)	800 kg	25.0 m jib	4,900 kg
Aux.jib(1.5m)	1,000 kg	31.0 m jib	6,000 kg
13.0 m jib	3,500 kg	37.0 m jib	6,700 kg
19.0 m jib	4,000 kg			

4. Depending on the number of part lines, rated lifting loads are limited as follows;

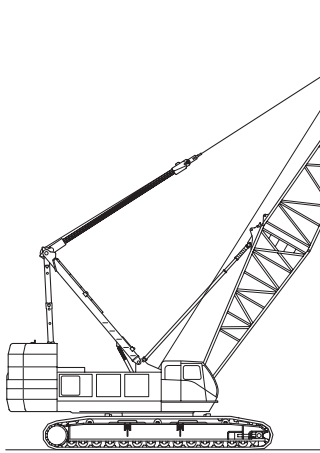
1 part lineupto 13.5 ton	10 part linesupto 135.0 ton
2 part linesupto 27.0 ton	11 part linesupto 148.5 ton
3 part linesupto 40.5 ton	12 part linesupto 162.0 ton
4 part linesupto 54.0 ton	13 part linesupto 175.5 ton
5 part linesupto 67.5 ton	14 part linesupto 189.0 ton
6 part linesupto 81.0 ton	15 part linesupto 202.5 ton
7 part linesupto 94.5 ton	16 part linesupto 216.0 ton
8 part linesupto 108.0 ton	20 part linesupto 300.0 ton
9 part linesupto 121.5 ton		

- The Aux. jib can be equipped with the range of boom length from 18 m to 87 m boom. To determine the rated lifting loads, 0.8 ton (Aux.Jib(1.5 m) :1.0 ton) is reduced from the lifting loads in the same boom length in the lifting load chart. However the max. lifting loads should not exceed the 13.5 ton.(Aux. Jib(1.5 m): 25.0 ton)
- When the 13 m~37 m jib mounted, the lifting loads to be determined by "Jib Rated Lifting Loads".
- The total weight of the main hook and the jib hook must be reduced from the rated load when lifting on the jib hook with the main hook being attached.
- The angle formed by the extension line of main boom and the centerline of jib (offset angle) should not exceed 30 degree while the loads being lifted.

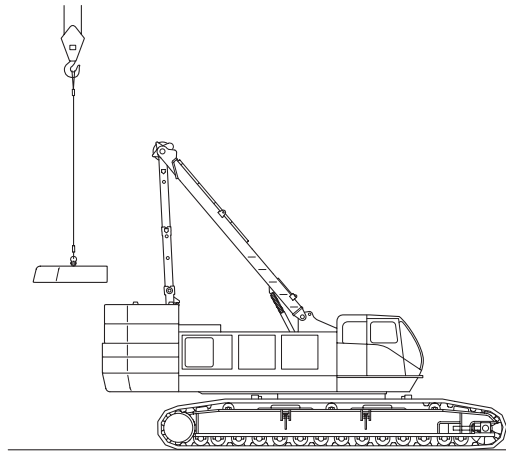
■ Aux.Jib(1.5m) Rated Lifting Loads (106.5ton counterweight)

(Unit : Metric ton)

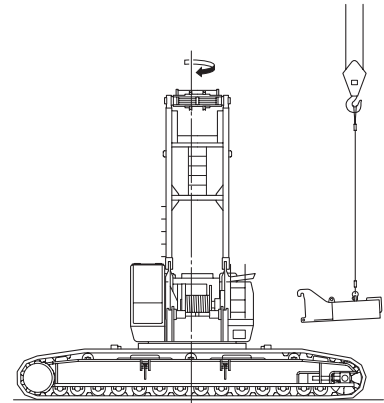
Boom length(m) Working radius(m)	18	21	24	27	30	33	36	39	42	45	48	51	54	57	60	63	66	69	72	75	78	81	84	87		
No. of Part line	2	2	2	2	2	2	2	2	2	2	2	2	2	2	2	2	2	2	2	2	2	2	2	2		
6	6.5m ×25.0																									
7	25.0	25.0	7.5m ×25.0																							
8	25.0	25.0	25.0	8.1m ×25.0	8.6m ×25.0																					
9	25.0	25.0	25.0	25.0	25.0	9.1m ×25.0	9.6m ×25.0																			
10	25.0	25.0	25.0	25.0	25.0	25.0	25.0	10.1m ×13.5	10.7m ×25.0	11.2m ×25.0	11.7m ×25.0	12.2m ×25.0														
12	25.0	25.0	25.0	25.0	25.0	25.0	25.0	25.0	25.0	25.0	25.0	25.0	12.7m ×25.0	13.3m ×25.0	13.8m ×25.0											
14	25.0	25.0	25.0	25.0	25.0	25.0	25.0	25.0	25.0	25.0	25.0	25.0	25.0	25.0	25.0	14.3m ×25.0	14.8m ×25.0	15.4m ×25.0	15.9m ×25.0							
16	25.0	25.0	25.0	25.0	25.0	25.0	25.0	25.0	25.0	25.0	25.0	25.0	25.0	25.0	25.0	25.0	25.0	25.0	25.0	16.4m ×25.0	16.9m ×25.0	17.4m ×25.0				
18	25.0	25.0	25.0	25.0	25.0	25.0	25.0	25.0	25.0	25.0	25.0	25.0	25.0	25.0	25.0	25.0	25.0	25.0	25.0	25.0	25.0	25.0	25.0	25.0	18.5m ×25.0	
20	18.9m ×25.0	25.0	25.0	25.0	25.0	25.0	25.0	25.0	25.0	25.0	25.0	25.0	25.0	25.0	25.0	25.0	25.0	25.0	25.0	25.0	25.0	25.0	25.0	25.0	25.0	25.0
22		21.5m ×25.0	25.0	25.0	25.0	25.0	25.0	25.0	25.0	25.0	25.0	25.0	25.0	25.0	25.0	25.0	25.0	25.0	25.0	25.0	25.0	25.0	25.0	25.0	25.0	25.0
24			25.0	25.0	25.0	25.0	25.0	25.0	25.0	25.0	25.0	25.0	25.0	25.0	25.0	25.0	25.0	25.0	25.0	25.0	25.0	25.0	25.0	25.0	25.0	25.0
26			24.1m ×25.0	25.0	25.0	25.0	25.0	25.0	25.0	25.0	25.0	25.0	25.0	25.0	25.0	25.0	25.0	25.0	25.0	25.0	25.0	25.0	25.0	25.0	25.0	25.0
28				26.7m ×25.0	25.0	25.0	25.0	25.0	25.0	25.0	25.0	25.0	25.0	25.0	25.0	25.0	25.0	25.0	25.0	25.0	25.0	25.0	25.0	25.0	25.0	24.8
30					29.3m ×25.0	25.0	25.0	25.0	25.0	25.0	25.0	25.0	25.0	25.0	25.0	25.0	25.0	25.0	25.0	25.0	25.0	25.0	25.0	25.0	25.0	22.0
32						31.9m ×25.0	25.0	25.0	25.0	25.0	25.0	25.0	25.0	25.0	25.0	24.9	24.8	24.3	23.9	23.6	22.8	22.1	21.3	20.6	19.8	
34							25.0	24.9	24.6	24.3	23.9	23.6	23.3	23.0	22.7	22.4	22.0	21.7	21.4	20.7	20.1	19.4	18.8	18.1		
36								34.5m ×25.0	35.4m ×23.4	22.5	22.2	21.9	21.6	21.3	21.0	20.7	20.4	20.0	19.7	19.4	18.8	18.2	17.6	17.0	16.4	
38										20.7	20.4	20.1	19.7	19.4	19.1	18.8	18.5	18.2	17.9	17.6	17.1	16.6	16.1	15.5	15.0	
40											18.9	18.5	18.0	17.8	17.5	17.2	16.9	16.6	16.3	16.0	15.6	15.1	14.7	14.2	13.8	
42																										
44											40.6m ×18.3	16.7	16.4	16.0	15.7	15.4	15.1	14.8	14.5	14.2	13.9	13.5	13.2	12.8	12.5	
46												43.2m ×15.6	15.1	14.9	14.6	14.3	14.0	13.6	13.3	13.0	12.6	12.2	12.0	11.6	11.1	
48													45.8m ×14.0	13.7	13.4	13.1	12.8	12.5	12.2	11.9	11.5	11.2	10.8	10.5	10.1	
50														12.7	12.4	12.1	11.8	11.4	11.1	10.8	10.5	10.2	9.8	9.5	9.2	
52															48.4m ×12.5	11.5	11.4	10.9	10.6	10.3	9.8	9.5	9.2	8.9	8.6	8.3
54																51.0m ×11.2	10.6	10.2	9.9	9.6	8.6	8.4	8.2	8.1	7.7	7.5
56																	53.6m ×10.1	9.6	9.3	8.9	8.6	8.2	7.9	7.7	7.5	7.3
58																		9.0	8.6	8.2	7.2	7.0	6.9	6.7	6.5	
60																		56.2m ×8.9	8.1	7.7	6.5	6.3	6.2	6.0	5.8	
62																			58.8m ×7.8	7.1	5.9	5.7	5.5	5.3	5.1	
64																				61.4m ×6.5	5.4	5.2	5.0	4.7	4.5	
66																					4.8	4.6	4.4	4.1	3.9	
68																						4.1	3.9	3.6	3.4	
70																							66.6m ×3.9	3.4	3.2	
72																								69.2m ×3.1	2.7	
																									71.8m ×2.2	2.0



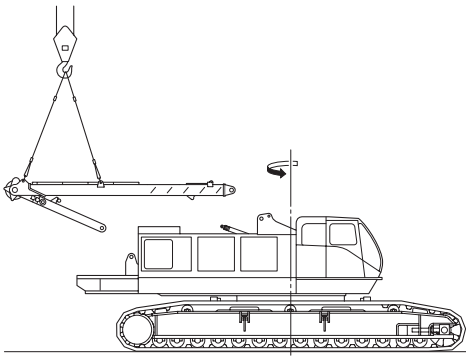
1. Ready for disassembly



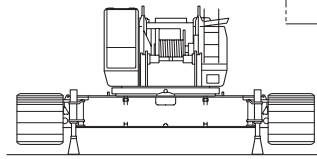
2. Removing the attachment & counter weights



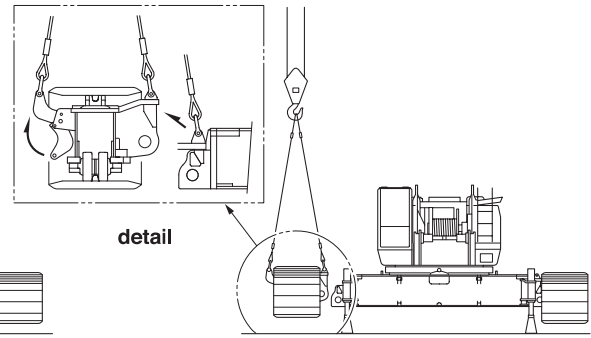
3. Removing the carbody weights



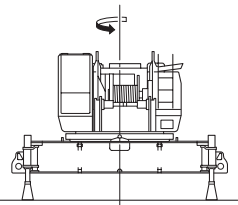
4. Removing the equalizer, A-frame



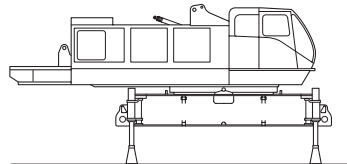
5. Jack up



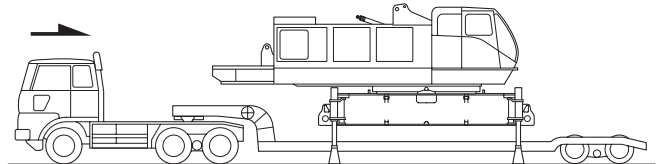
6. Removing the crawlers



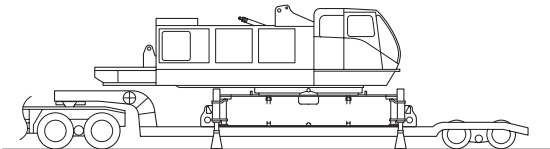
7. Slewing the upper machine



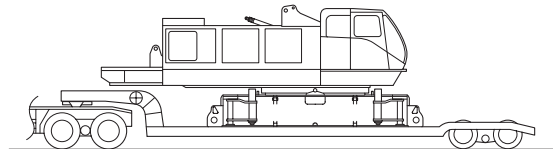
8. Jack up



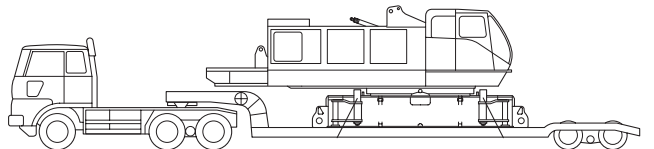
9. Loading the trailer



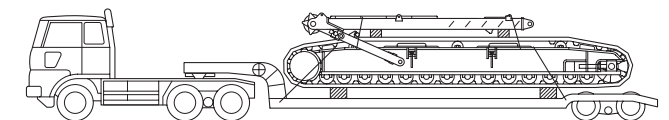
10. Loading the base machine



11. Folding the jack frame



12. Figure of transport



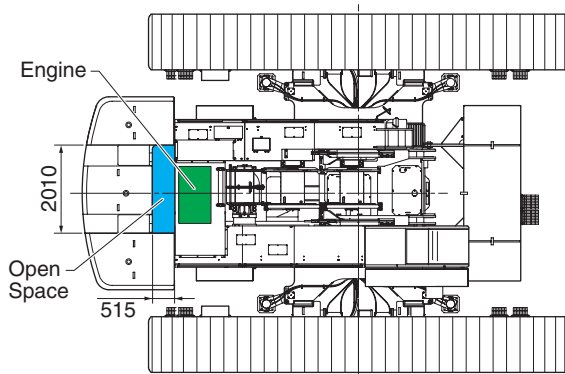
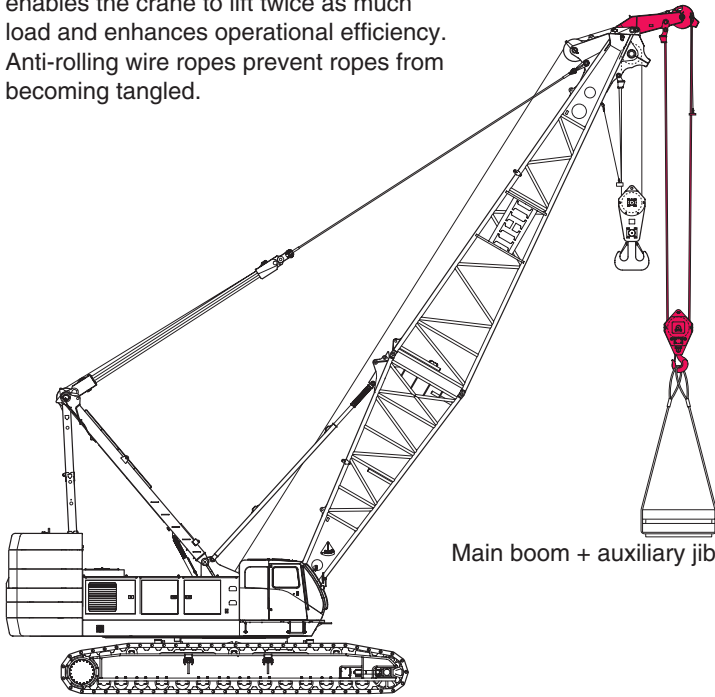
13. Figure of transport (reference)

UPGRADED OPERATOR ORIENTED DESIGN ENSURES SAFE AND EFFECTIVE OPERATION OF THE NEW 300-TON MODEL

Highest rope speeds in its class (120 meter/minute load hoist/lowering)


● 1.5m Auxiliary Jib (2 part lines)

The new 1.5m Auxiliary Jib can be added on to the CCH3000. This new auxiliary jib enables the crane to lift twice as much load and enhances operational efficiency. Anti-rolling wire ropes prevent ropes from becoming tangled.



● Easy Access to Engine Room

A wide open space (approx. 2010mm x 515mm) is designed to enable easy access to the engine room from the rear.



● Power-efficient Hydraulic Control System

Two variable displacement pumps and one gear pump incorporated into the engine provide the most effective power output. Hydraulic flow and pressure are automatically regulated to deliver high flow and low pressure for lighter load, and low flow and high pressure for heavier load.



● Wide Visibility and Deluxe Control Stands

Glare-free windshield, radio, intermittent windshield wiper, sunshade, and stow box come as standard. Levers, pedals, and switches are conveniently located for safe and easy operation. The engine throttle switch is integrated on the swing lever grip. The winch mode switch (foot or automatic) is located on the main and aux. hoist levers.



● Improved Crawler Shoe

For stability and ground bearing pressure purposes, 1270mm-wide shoes have been newly installed. Shoe plates are newly designed with a curve to prevent them from picking up dirt while rotating.

cat 3000



IHI IHI Construction Machinery Limited

Kishi-Tokai Bldg., 8-4-4, Nishikamata, Ota-ku, Tokyo 144-8577, JAPAN
Phone: 81-3-5714-8844 Fax: 81-3-5714-8840, 8841

Specifications are subject to change without notice due to technical improvements or modifications.
Distributed by

