





16022




16023




16024




16025



16026



16027



	tm	ft lbs	l/min	gals/min	Mpa	Psi
16022	15	109040	40	11	28,5	4130
16023	14,5	104810	40	11	28,5	4130
16024	14,1	105390	40	11	28,5	4130
16025	13,8	99990	40	11	28,5	4130
16026	13,6	98530	40	11	28,5	4130
16027	13,3	103070	40	11	28,5	4130



°	kg		kg		ft		ft		ft	
	ST	ST	LC	LC	mm	ft	mm	ft	mm	ft
400	1870	4125	1990	4390	2460	8'1"	2250	7'5"	965	3'1"
400	2010	4435	2130	4700	2460	8'1"	2250	7'5"	965	3'1"
400	2140	4720	2260	4985	2460	8'1"	2250	7'5"	965	3'1"
400	2260	4985	2380	5250	2460	8'1"	2250	7'5"	1025	3'3"
400	2370	5225	2490	5490	2460	8'1"	2250	7'5"	1045	3'4"
400	2470	5450	2590	5710	2460	8'1"	2270	7'5"	1080	3'5"