

**GEHL®**

Form No.  
50960056  
Revision A  
August  
2013

# RS5-19

## Telescopic Handler

*For machines with serial number 50951 and up  
Equipped with TIER IV Engine*



# Parts Manual

# Introduction

# RS5-19 Telescopic Handler


When ordering service parts, specify the correct part number, full description, quantity required, the machine model number, and serial number. For your safety, and continued proper operation, use only genuine Manitou service parts.

“Right” and “left” are determined from a position sitting on the seat inside the cab and facing forward.

Gehl Company reserves the right to make changes or improvements in the design or construction of any part of the machine without incurring the obligation to install such changes on previously delivered machines.

**NOTE:** This parts manual identifies both standard and optional features for this model. Depending on the features of your machine, some of the items identified in the parts lists may, or may not, be included with your machine.

SERIAL NUMBER



Model	Engine	Unit Number
RS519	Y	E 00 0000
Year (E=13, F=14 etc.)		Month

Serial number breaks are indicated as follows:

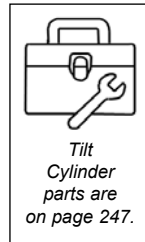
- (SN 999 and before) - indicates serial numbers up to and including 999.
- (SN 1000 - 2000) - indicates serial numbers from 1000 to 2000.
- (SN 999 and up) - indicates serial numbers including 999 and after.

**NOTE:** When ordering parts, be sure to identify the last five digits of the machine's serial number.

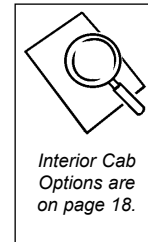
### HYDRAULIC AND ELECTRICAL SCHEMATICS

Hydraulic and electrical schematics can be found in the Operator's and Service Manuals for this machine; please refer to the information at the right for the correct manual.


The following icons shown on various pages provide important information or identify where additional information can be found.



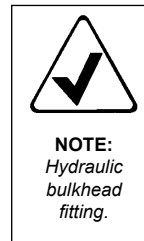
Identifies where additional pages for component parts, seals, and kits can be found.



Identifies where additional information can be found.



Alerts and directs user to investigate more information.



Identifies missing, hidden parts, or adds informational comments.



Represents a port designation on hydraulic components (e.g., valves, cylinders, etc.)

### SOME ABBREVIATIONS LISTED IN THIS MANUAL

ASSY	Assembly
AR	As Required
CFPD	Contact Factory Parts Department
EU	European Union (standards)
HYD	Hydraulic
IN	Inch(es)
INC/INCL	Included or includes
LN	Lock Nut
MM/mm	Millimeter
NA	Not Applicable or Not Available
NPT	National Pipe Thread
NSS	Not Sold Separately
ORB	O-Ring Boss
REF	Reference
SN	Serial Number
W/	With
W/O	Without

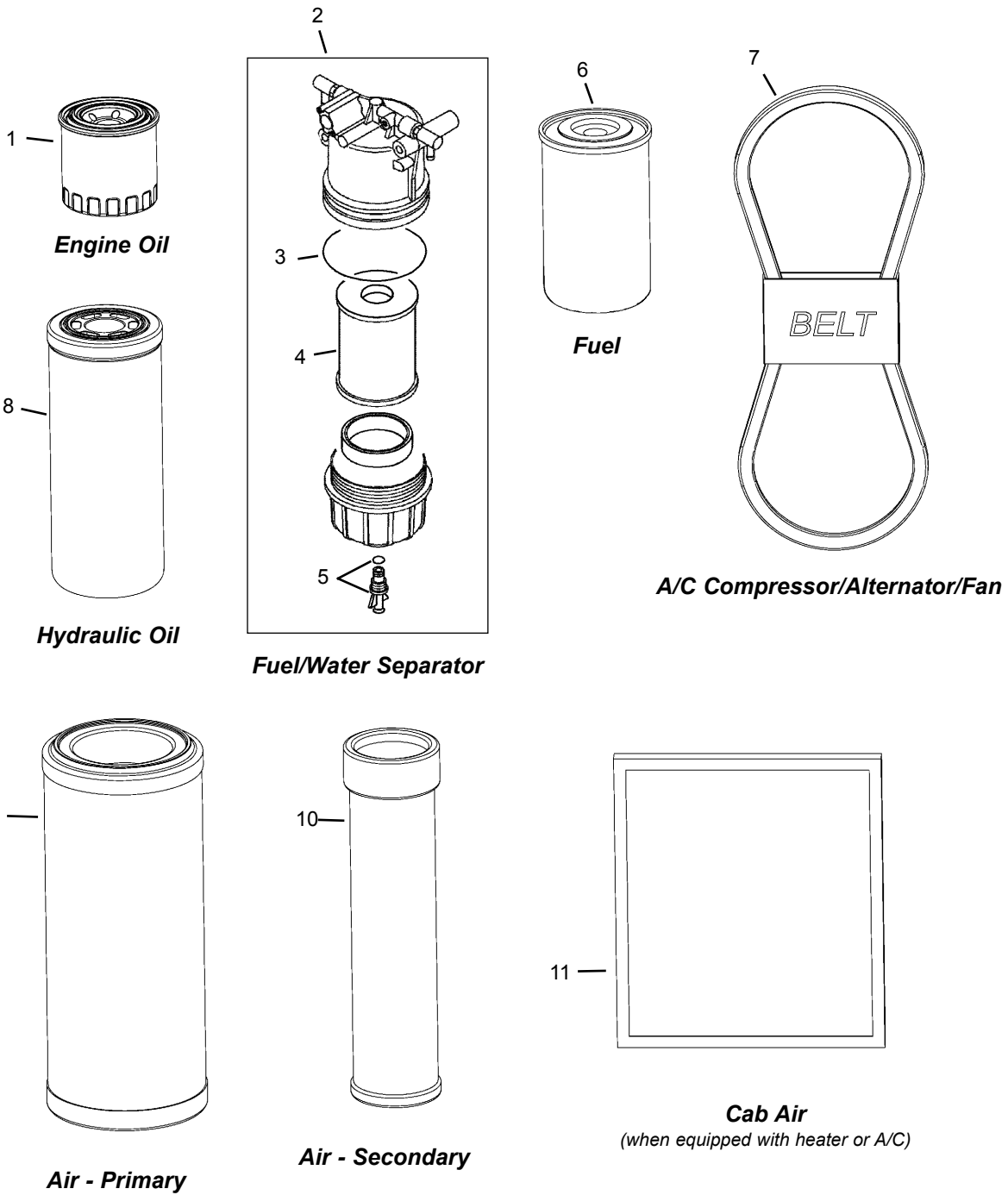
### MANUALS

Operator's Manual: P/N 50960066  
Engine Parts Manual: P/N 50960075

	<b>PAGE</b>
<b>INTRODUCTION</b> .....	Inside Front Cover
Table of Contents .....	.1
Filters and Belts .....	.4
 <b>CAB</b>	
Cab .....	.6
Instrument Panel and Switches .....	.8
Fuses, Relays, and Wire Harnesses .....	.10
Front and Rear Lights (Option) .....	.12
Front and Rear Window - Enclosed Cab (Option) .....	.14
Wiper (Option) - Front and Top Window .....	.16
Window (Option) - Top and Left .....	.18
One-Piece Door (Option) .....	.20
Split-Door (Option) .....	.22
Heater (Option) .....	.24
A/C-Heater (Option) .....	.26
A/C Circuit (Option) .....	.28
A/C Compressor and Mount (Option) .....	.30
Heater Circuit (Option) .....	.32
A/C Condenser (Option) .....	.34
Steering Column and Shifter Group .....	.36
Seat .....	.38
Pedals - Brake and Accelerator .....	.40
Cab Mounts .....	.42
Window Guards (Option) .....	.43
 <b>CHASSIS</b>	
Engine Compartment - Hoods .....	.44
Engine Compartment - Front, Rear, and Backwall .....	.46
Engine Compartment - Electrical - Fuses and Relays .....	.48
Engine Compartment - Belly Pan .....	.50
Front Cover, Mirror, and Washer Bottle .....	.51
Covers - Rear and Back-up Alarm .....	.52
Battery and Air Intake Group .....	.54
Fuel Tank .....	.56
 <b>ENGINE</b>	
Fuel Circuit .....	.58
External Components - Fan, Alternator, Starter, and Block Heater .....	.60
External Components - Oil Filter, Dipstick, and Exhaust .....	.62
Engine Mounts and Flex Plate .....	.64
Radiator .....	.66
Air Cleaner Group .....	.68
Heat Insulation .....	.70

<b>AXLE, FRONT</b>	<b>PAGE</b>
Mounts, Wheels, Fenders and Driveshaft . . . . .	72
Front and Rear Axle - Steer Cylinders and Tie Rods . . . . .	74
Front Axle - Central Housing . . . . .	75
Front Axle - Differential . . . . .	76
Front Axle - Reduction Hub . . . . .	78
Front Axle - Brake . . . . .	80
 <b>AXLE, REAR</b>	
Rear Axle - Central Housing . . . . .	82
Rear Axle - Differential . . . . .	84
Rear Axle - Reduction Hub . . . . .	86
 <b>BOOM</b>	
Outer Boom - Front . . . . .	88
Outer Boom - Rear . . . . .	90
Inner Boom - Front . . . . .	92
Inner Boom - Rear . . . . .	93
Dynattach® Mount Assembly . . . . .	94
 <b>BOOM HYDRAULICS</b>	
Lift Cylinder Group . . . . .	96
Extend Cylinder Group . . . . .	98
Tilt / Slave Cylinder Group . . . . .	100
Auxiliary Hydraulics Group . . . . .	102
 <b>HYDRAULICS</b>	
Hydraulic Tank Group . . . . .	104
Hydraulic Circuit - Cooler and Filter . . . . .	106
Hydraulic Circuit - Hydraulic Pump . . . . .	108
Hydraulic Drive Pump, Hydrostatic Motor, and Inching Valve . . . . .	110
Control and Isolation Valves . . . . .	112
Steer Motor and Steer Select Valve . . . . .	114
Brake Valves . . . . .	116
Hydraulic Drive Pump Test Ports . . . . .	117
 <b>HYDRAULIC COMPONENTS</b>	
Hydraulic Drive Pump . . . . .	118
Hydraulic Pump . . . . .	119
Hydraulic Drive Motor—(Hydrostatic Motor) . . . . .	120
Slave Cylinder Isolation Valve . . . . .	121
Control Valve . . . . .	122
Steer Motor . . . . .	124
Steer Select Valve . . . . .	125

	<b>PAGE</b>
Parking Brake Valve .....	126
Brake Valve .....	127
 <b>HYDRAULIC CYLINDERS</b>	
Lift Cylinder .....	128
Slave Cylinder .....	130
Tilt Cylinder .....	132
Boom Extend Cylinder .....	134
Rotate Carriage Cylinder .....	136
Fork-Shift 48" Carriage Cylinder .....	138
Side-Shift Carriage Cylinder .....	140
 <b>ATTACHMENTS</b>	
Carriage Forks .....	141
Standard Carriage .....	142
Rotating Carriage (Series II) .....	144
Side-Shift Carriage .....	146
Fork-Shift 48" Carriage .....	148
Truss Boom .....	150
Bucket .....	151
 <b>DECALS</b>	
Decals .....	152
 <b>INDEX</b>	
Numerical Index List .....	156
Subject Index .....	162
 <b>REFERENCE</b>	
O-Ring Tables .....	168
Adapter (Fittings) Torque Guide .....	169
Metric Bolt Torque Guide .....	170
SAE Bolt Torque Guide .....	171



# RS5-19 Telescopic Handler

# Filters and Belts

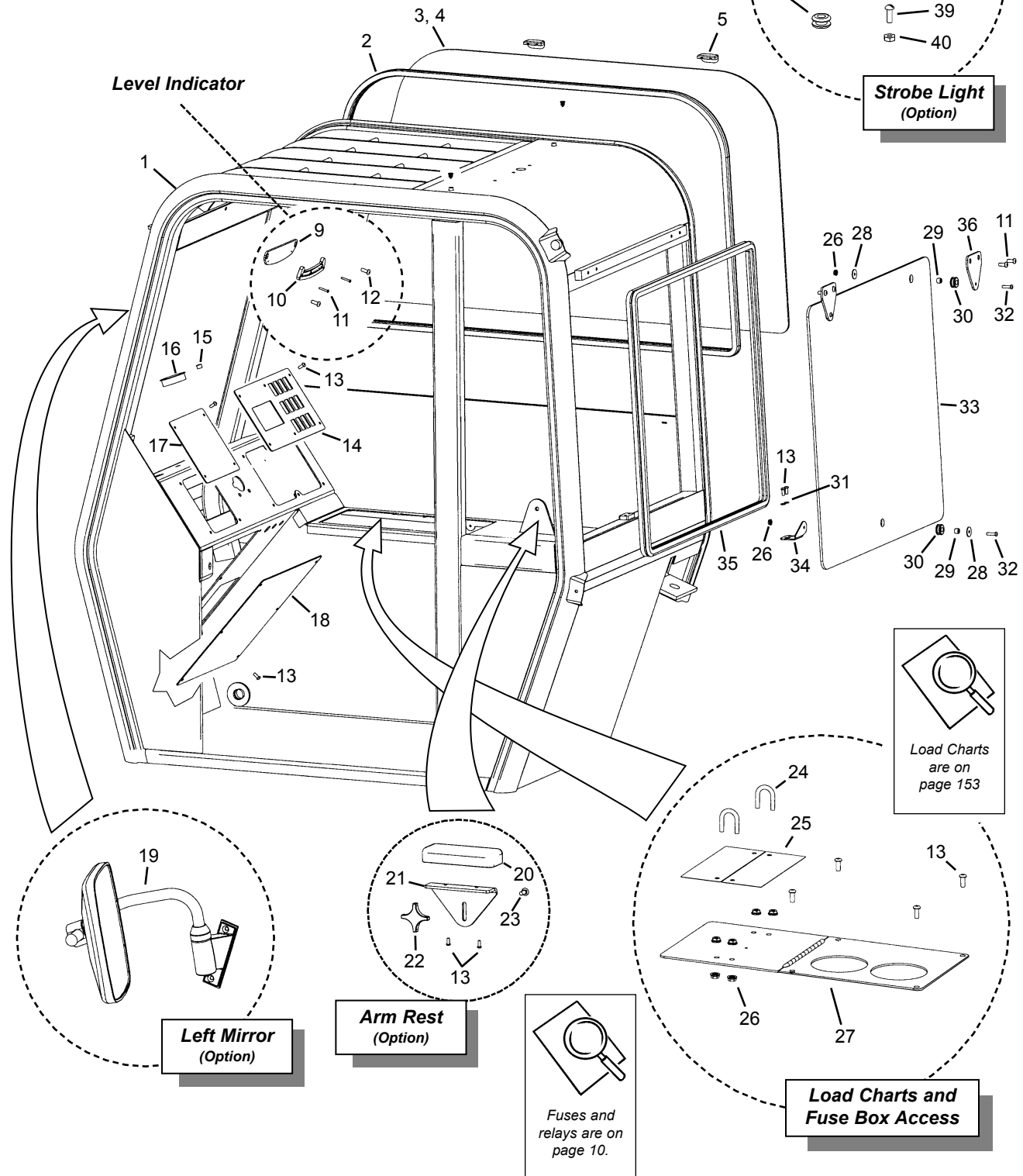
**All**

Item No.	Part No.	Description	Qty. Req.	Item No.	Part No.	Description	Qty. Req.
01	195568	FILTER, ENGINE OIL . . . . .	1	07		V-BELT	
02	50351686	FUEL/WATER SEPARATOR ASY... 1 (includes all items shown in box)	1		210861	FAN/ALTERNATOR . . . . .	1
					210789	A/C COMPRESSOR (option) . . . . .	1
03	50250362	O-RING . . . . .	1	08	074830	FILTER, HYDRAULIC OIL . . . . .	1
04	50352550	FILTER, FUEL/WATER SEP. . . . .	1	09	104047	FILTER, AIR (primary) . . . . .	1
05	203823	DRAIN PLUG w O-RING . . . . .	1	10	104046	FILTER, AIR (secondary) . . . . .	1
06	50352551	FILTER, FUEL (on firewall) . . . . .	1	11	211146	FILTER, CAB AIR (option) . . . . .	1



**NOTE:** Additional engine related components are shown in the engine parts manual 50960075.

<b>Analysis Kits*</b>	
272806 . . . . .	HYDRAULIC OIL ANALYSIS KITS (10)
272809 . . . . .	ENGINE OIL ANALYSIS KITS (10)
272811 . . . . .	BASIC FUEL ANALYSIS KIT (1)
272812 . . . . .	COOLANT ANALYSIS KITS (10)
272813 . . . . .	FIELD TEST COOLANT STRIP KIT (1)
272814 . . . . .	OIL VACUUM PUMP (1)
272815 . . . . .	COOLANT VACUUM PUMP (1)
272816 . . . . .	1/4" PLASTIC TUBING (100 FOOT ROLL)
<p><i>* For the analysis of various fluids and fuel used in this machine; contact your Gehl Dealer for more information.</i></p>	



**Level Indicator**

**Strobe Light  
(Option)**

**Load Charts  
are on  
page 153**

**Left Mirror  
(Option)**

**Arm Rest  
(Option)**

**Fuses and  
relays are on  
page 10.**

**Load Charts and  
Fuse Box Access**



# RS5-19 Telescopic Handler

# Cab Cab

Item No.	Part No.	Description	Qty. Req.	Item No.	Part No.	Description	Qty. Req.
01	103561	CAB ( <i>without glass</i> ) . . . . .	1	32	L52024	1/4"-20X1" BUTTON HD BOLT . . .	AR
02	103022	BULB SEAL, RIGHT WINDOW . . . .	1	33	103023	GLASS, REAR. . . . .	1
03	103021	GLASS, RIGHT HAND . . . . .	1	34	104846	MOUNT, REAR GLASS LOWER . . .	1
04	103675	SCREEN, RH ( <i>not shown</i> ) . . . . .	1	35	103024	BULB SEAL, REAR GLASS . . . . .	1
05	L500057	CLIP, WINDOW . . . . .	2	36	102880	MOUNT, REAR GLASS UPPER. . . .	2
	L500055	SCREW, FLANGE. . . . .	4	37 <sup>d</sup>	104952	STROBE LIGHT, AMBER . . . . .	1
09	L69297	PLATE, INCLMT MOUNT . . . . .	1	38 <sup>d</sup>	L63876	GROMMET 0.28 x 0.156GW 0.38. .	1
10	104134	INDICATOR, FRAME LEVEL . . . . .	1	39 <sup>d</sup>	650936	RHMS SLT #8-32 x 1/2" CZY . . . .	3
11	L52025	5/16"-18X3/4" BUTT. HD BOLT . .	AR	40 <sup>d</sup>	653002	HN MS #8-32 CZY . . . . .	3
	654004	5/16" FLAT WASHER. . . . .	AR				
12	L50417	#8-32X1" SCREW . . . . .	2				
13	L50202	1/4"-20X5/8" BUTT. HD BOLT . . .	AR				
14 <sup>a</sup>	50380306	PANEL, DASH . . . . .	1	--	L54002	TREAD STRIP, 6" WIDE (1 FT.) . .	AR
15	104688	5/8" PLASTIC PLUG . . . . .	1	--	105085	TRIM/EDGE 5" ( <i>front of cab</i> ). . . .	1
16 <sup>b</sup>	L63813	HOLE PLUG, 2-1/2" DIA . . . . .	1				
17 <sup>b</sup>	102727	PANEL, DASH COVER. . . . .	1				
18 <sup>b</sup>	102728	PANEL, HEATER. . . . .	1	--	104950	WIRE HARNESS, STROBE UPPER . .	1
19 <sup>c</sup>	219274	MIRROR ASSEMBLY ( <i>left hand</i> ). . .	1	--	104951	WIRE HARNESS, STROBE DASH. . .	1
	L50202	1/4"-20X5/8" BUTT. HD BOLT . . .	AR	--	L71083	SWITCH, STROBE LIGHT . . . . .	1
	L50051	1/4"-20 WHIZ LOCK NUT. . . . .	AR	--	L20729	CABLE CLIP, ADHESIVE BACK . . .	1
20	L69756	ARM REST PAD . . . . .	1				
21	L70015	ARM REST BRACKET . . . . .	1				
22	L69755	ADJUSTMENT KNOB . . . . .	1				
23	650704	3/8"-16x1" CARRIAGE BOLT . . . .	1	--	L70069	HOLE PLUG, 1/2" . . . . .	6
24	L63887	U-BOLT . . . . .	2	--	L71305	HOLE PLUG, 3/8" . . . . .	6
25	L69402	LOAD CHART SHEET . . . . .	AR				
26	L50051	1/4" FLANGE NUT . . . . .	AR				
27	104419	FUSE PANEL/JOYSTICK COVER . . .	1	a		<i>Refer to the page 8 for information regarding switches and gauges.</i>	
	104892	CAM LOCK . . . . .	1				
	L99157	KEY ONLY (CH751) . . . . .	1	b		<i>Used when not equipped with a heater</i>	
28	L500022	WASHER, FLAT (BLACK) . . . . .	AR				
29	L500020	BUSHING, NYLON. . . . .	AR	c		<i>Optional left-hand mirror</i>	
30	L500021	GROMMET, 1/2"IDX1/4" GRV. . . .	AR				
31	L50139	1/4" LOCK WASHER . . . . .	AR	d		<i>Optional strobe light</i>	

**-- ITEMS NOT SHOWN--**

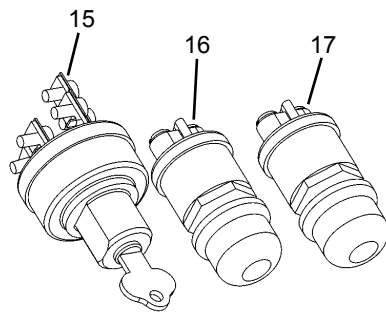
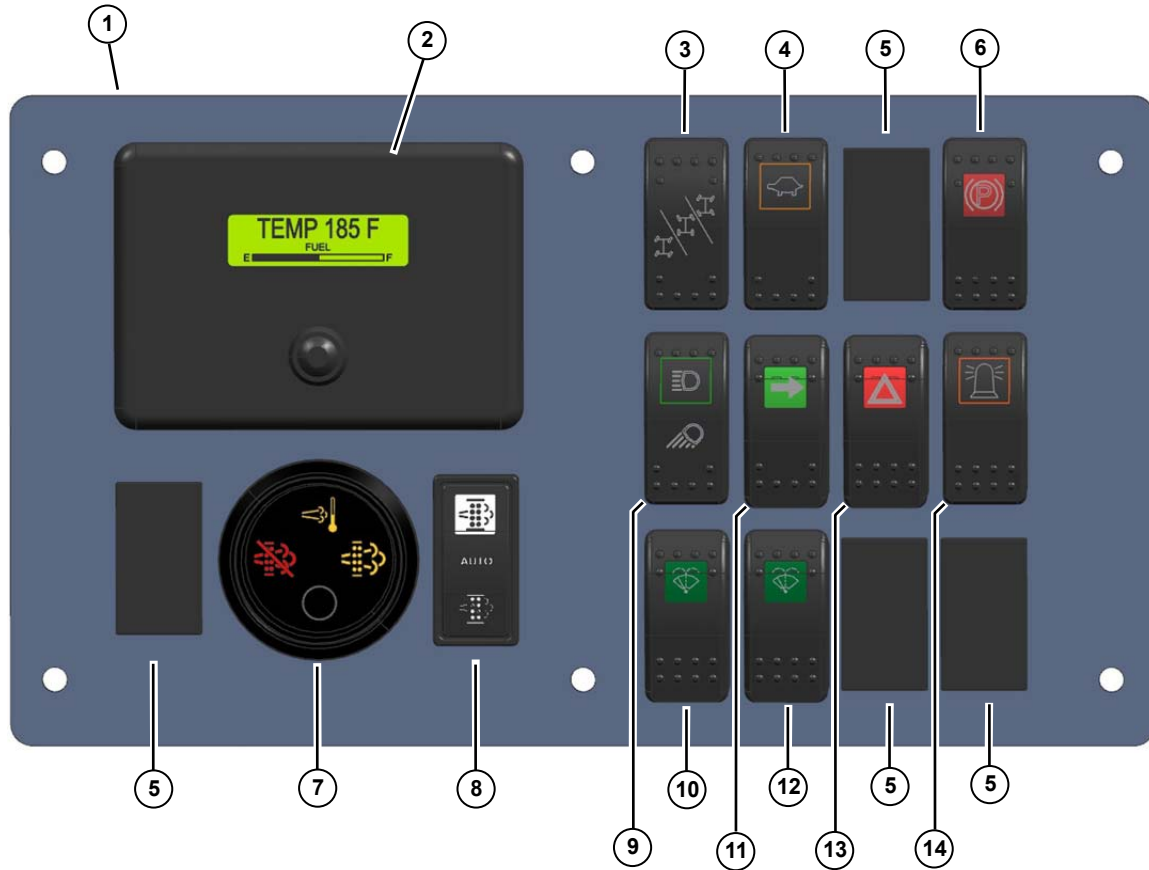
**(Miscellaneous)**

**(Strobe Light - Option)**

**(Door hinge plugs - when door is not used)**

**Cab**  
**Instrument Panel and Switches**

**RS5-19 Telescopic Handler**



**IGNITION    START    HORN**

*Ignition and push button  
switches are located  
below dash panel*

# RS5-19 Telescopic Handler

# Cab


## Instrument Panel and Switches

Item No.	Part No.	Description	Qty. Req.	Item No.	Part No.	Description	Qty. Req.
01	50380306	PANEL, DASH . . . . .	1	12	L71076	SWITCH, WIPER/WASHER . . . . .	1
		<i>(panel only; no switches or displays)</i>				<i>(top window)</i>	
02	210927	DISPLAY, CAN & INSTRUMENTS .	1	13	L71077	SWITCH, HAZARD LIGHTS . . . . .	1
03	L71075	SWITCH, STEER MODE. . . . .	1	14	L71083	SWITCH, STROBE . . . . .	1
05	L71088	HOLE PLUG, SWITCH. . . . .	AR	15	089069	SWITCH, IGNITION w/KEY. . . . .	1
04	104203	SWITCH, TWO SPEED. . . . .	1		089070	KEY ONLY (2 keys) . . . . .	1
06	L71074	SWITCH, PARK BRAKE . . . . .	1	16	L41848	SWITCH, PUSH-BUTTON ( <i>starter</i> ). 1	
07	50380243	INDICATOR, DPF STATUS . . . . .	1	17	L41848	SWITCH, PUSH-BUTTON ( <i>horn</i> ) . . 1	
08	50380314	SWITCH, DPF CONTROL. . . . .	1				
09	L71082	SWITCH, LIGHTS . . . . .	1				
10	L71076	SWITCH, WIPER/WASHER . . . . .	1				
		<i>(front window)</i>					
11	L71084	SWITCH, TURN SIGNALS . . . . .	1				

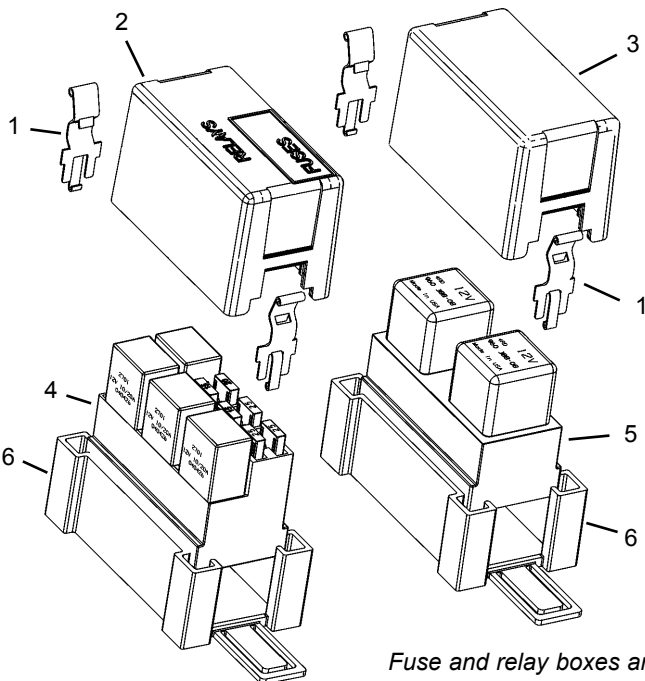
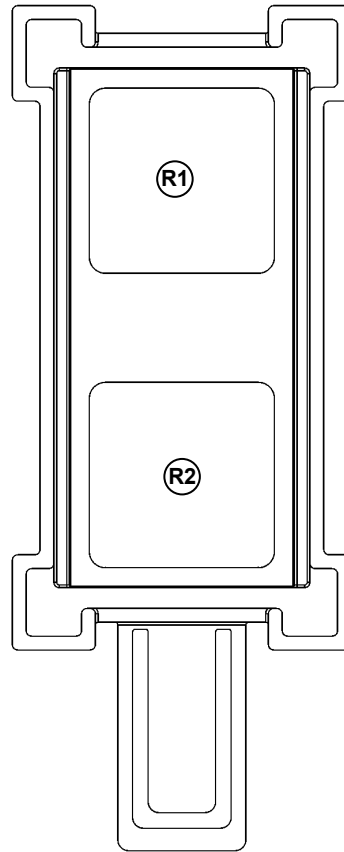
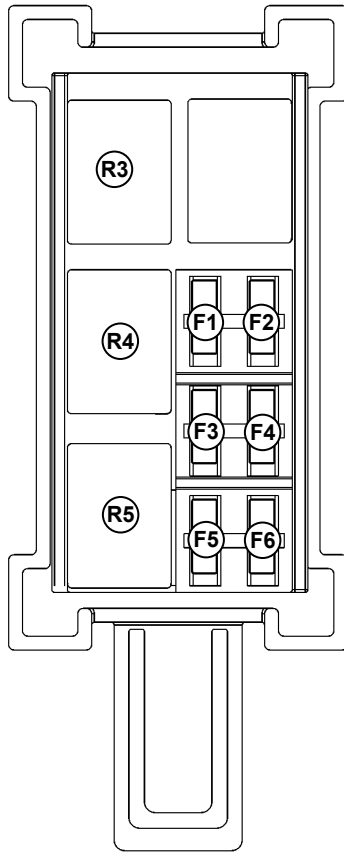


**NOTE:** *Switches shown in the Illustration or listed on this page are for reference purposes only—your machine may be configured differently than shown here.*

## Fuses, Relays, and Wire Harnesses



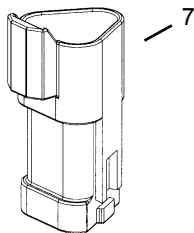
Additional fuses and relays are on the engine firewall—see page 48.



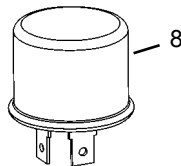
Fuse and relay boxes are located under the load charts

## Fuses, Relays, and Wire Harnesses

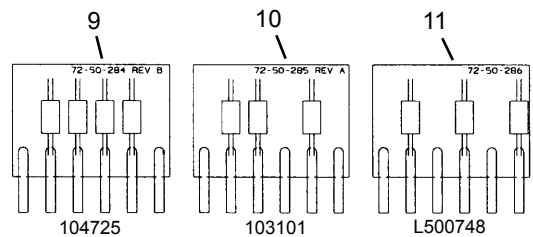
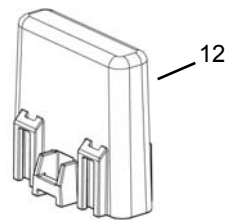
Item No.	Part No.	Description	Qty. Req.	Item No.	Part No.	Description	Qty. Req.
<b>-- FUSES AND RELAYS--</b>							
F1	103099	FUSE, 15A ( <i>Battery Circuit</i> ) . . . . . 1 ( <i>Ignition switch, horn, brake light, and park light</i> )	1	01 <sup>a</sup>	50380753	LATCH, FUSE AND RELAY BOX . . . 4	4
F2	104769	FUSE, 20A ( <i>Ignition Circuit</i> ) . . . . . 1 ( <i>Transmission, park brake, steer select, and injector</i> )	1	02 <sup>a</sup>	50380751	COVER, FUSE BOX . . . . . 1	1
F3	103099	FUSE, 15A ( <i>Ignition Circuit</i> ) . . . . . 1 ( <i>Lights, Inching Valve</i> )	1	03 <sup>a</sup>	272648	COVER, RELAY BOX . . . . . 1	1
F4	103221	FUSE, 25A ( <i>Ignition Circuit</i> ) . . . . . 1 ( <i>Heater, Gauges</i> )	1	04 <sup>a</sup>	NSS	FUSE BLOCK (wo/fuses or relays). 1	1
F5	103221	FUSE, 25A ( <i>Ignition Circuit</i> ) . . . . . 1 ( <i>Top Wiper</i> )	1	05 <sup>a</sup>	NSS	RELAY BLOCK (wo/relays). . . . . 1	1
F6	103221	FUSE, 25A ( <i>Ignition Circuit</i> ) . . . . . 1 ( <i>Front Wiper</i> )	1	06 <sup>a</sup>	NSS	MOUNT, FUSE/RELAY BLOCK . . . 2	2
R1	L70075	CHANGE-OVER RELAY, 20A . . . . . 1 ( <i>Ignition</i> )	1	07	106001	CAN/TERMINATE RECEPTACLE . . 1	1
R2	L70075	CHANGE-OVER RELAY, 20A . . . . . 1 ( <i>Park Brake</i> )	1	08	L63894	TURN SIGNAL FLASHER. . . . . 1	1
R3	103100	RELAY, 20A ( <i>Lights</i> ) . . . . . 1	1	09 <sup>b</sup>	104725	DIODE PACK. . . . . 1 ( <i>Drive train controls — located under the front chassis cover, part of the frame harness</i> )	1
R4	103100	RELAY, 20A ( <i>Top Wiper</i> ) . . . . . 1	1	10 <sup>c</sup>	103101	DIODE PACK. . . . . 1 ( <i>Brake Light/Turn Signal Circuit— located under the dash near the switches, part of the light harness</i> )	1
R5	103100	RELAY, 20A ( <i>Front Wiper</i> ) . . . . . 1	1	11 <sup>c</sup>	L500748	DIODE PACK. . . . . 1 ( <i>Brake Light/Turn Signal Circuit— located under the dash near the switches, part of the light harness</i> )	1
<b>-- WIRE HARNESSES--</b>							
<b>(not shown)</b>							
--	104743	WIRE HARNESS, BOOM LIGHTS . . 1	1	12	L500747	CLEAR COVER, DIODE PACK . . AR	AR
--	50380582	WIRE HARNESS, CANOPY . . . . . 1	1	<p><i>a</i> The fuse box, relay box, covers, latches, fuses, and relays (items 1-6) are included with the canopy wire harness PN 50380582; items 4-6 are not sold separately.</p> <p><i>b</i> Diode pack is included with frame wire harness PN 50380581.</p> <p><i>c</i> Diode pack PN 103101 and PN L500748 are included with the optional light package wire harness PN 104742.</p>			
--	50380580	WIRE HARNESS, ENGINE . . . . . 1	1				
--	103980	WIRE HARNESS, FNR SHIFTER. . . 1	1				
--	50380581	WIRE HARNESS, FRAME . . . . . 1	1				
--	103180	WIRE HARNESS, FRONT WIPER . 1	1				
--	104742	WIRE HARNESS, LIGHTING . . . . . 1	1				
--	104950	WIRE HARNESS, STROBE . . . . . 1	1				
--	103179	WIRE HARNESS, TOP WIPER. . . . 1	1				
--	102925	WIRE HARNESS, WASHER . . . . . 1	1				



**CAN-Terminate**  
(located next to the electrical components mount)

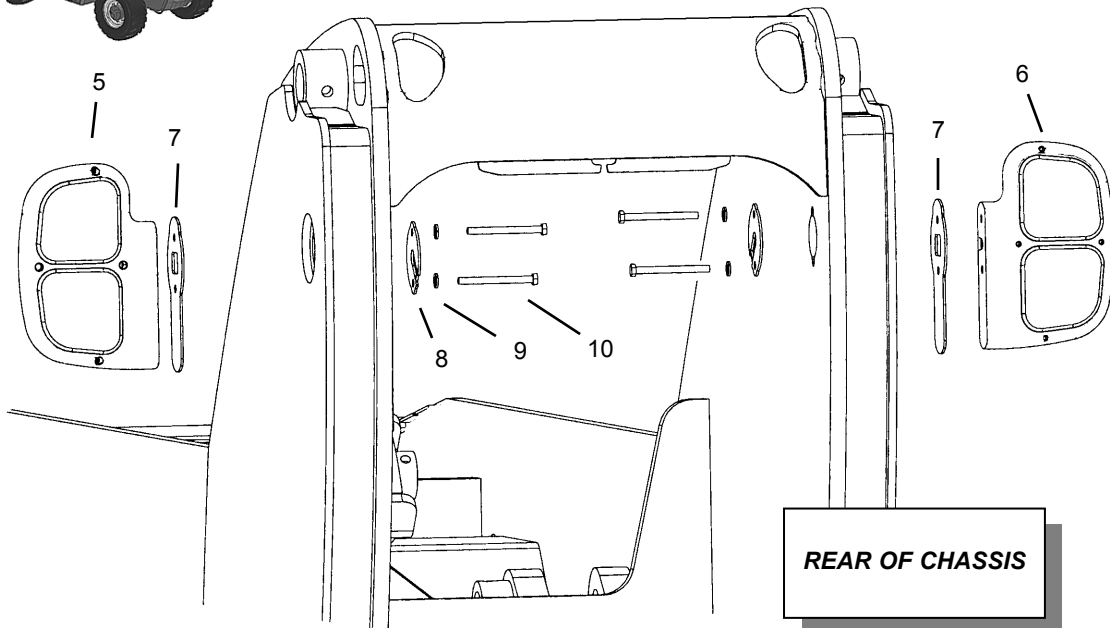
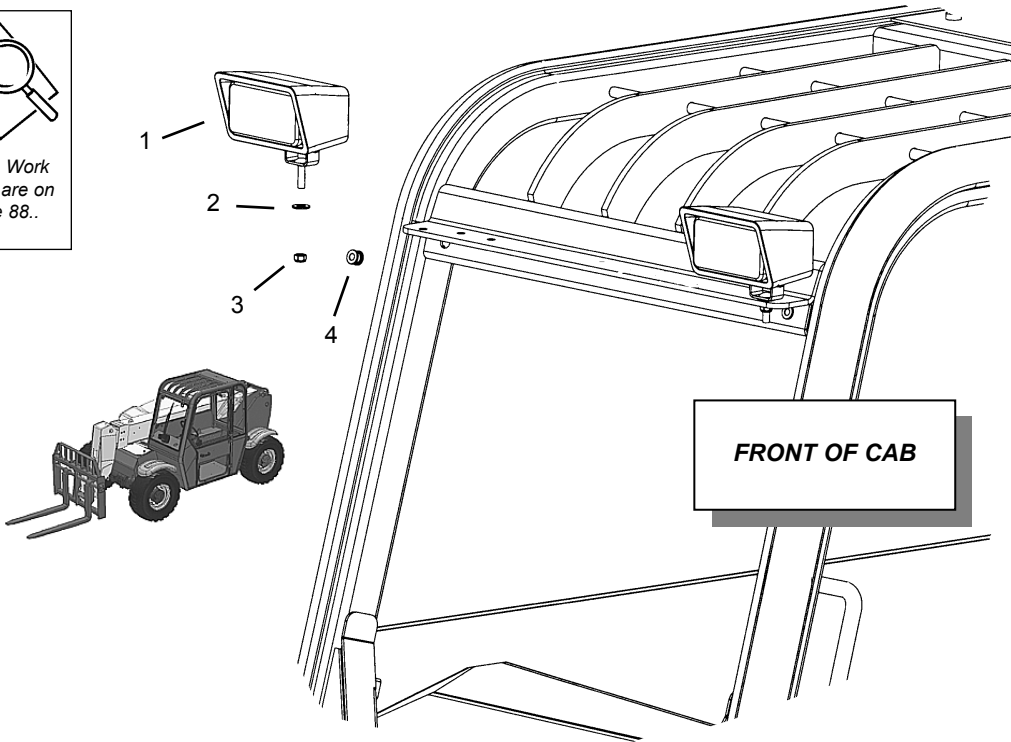



**Turn Signal Flasher**  
(Located behind the front dash and switch panel.)



**Diode Packs**

## Front and Rear Lights Option


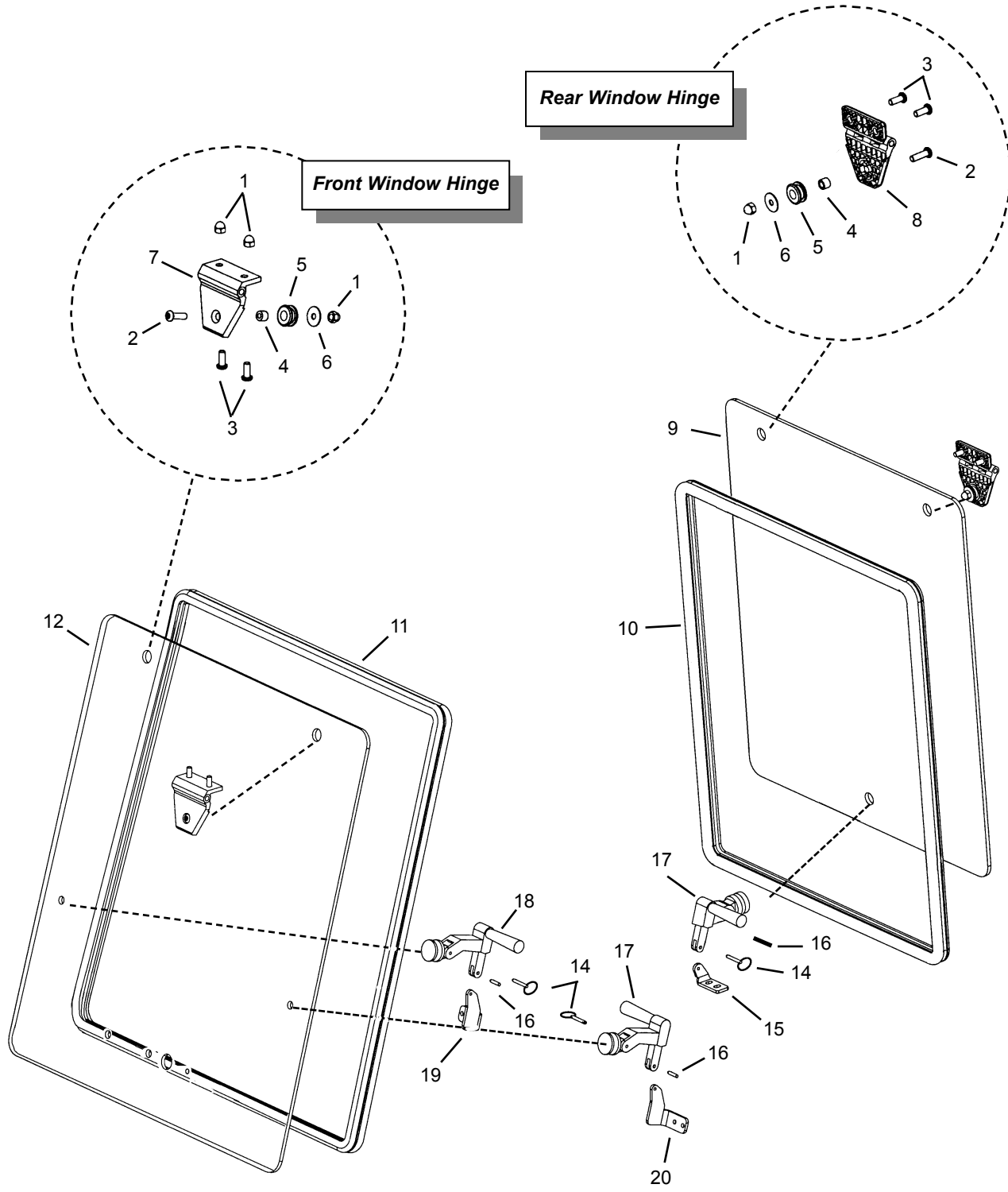


# RS5-19 Telescopic Handler

# Cab

## Front and Rear Lights Option

Item No.	Part No.	Description	Qty. Req.	Item No.	Part No.	Description	Qty. Req.
01	L70039	HEAD LIGHT . . . . .	2	10 <sup>a</sup>	651681	M8-1.25X100 C8.8 BOLT . . . . .	4
02	L50151	1/2" FLAT WASHER . . . . .	2				
03	090666	3/8"-16 WHIZ LOCK NUT . . . . .	2				
04	101712	GROMMET, 5/8" . . . . .	AR	--	104742	<b>-- ITEMS NOT SHOWN --</b> HARNES, LIGHT PACKAGE . . . . .	1
05 <sup>a</sup>	104741	TAIL LIGHT, LH . . . . .	1			<i>(Dash to rear lights: includes two diode packs—refer to previous page for diode information.)</i>	
06 <sup>a</sup>	104719	TAIL LIGHT, RH . . . . .	1				
07 <sup>a</sup>	104410	TAIL LIGHT, MOUNT . . . . .	2				
08 <sup>a</sup>	104411	TAIL LIGHT, RETAINER . . . . .	2	--	L70241	WIRE HARNES, HEAD LIGHT . . . . .	2
09 <sup>a</sup>	654026	3/8" LOCK WASHER . . . . .	4	--	103192	GROMMET 13/16" . . . . .	1



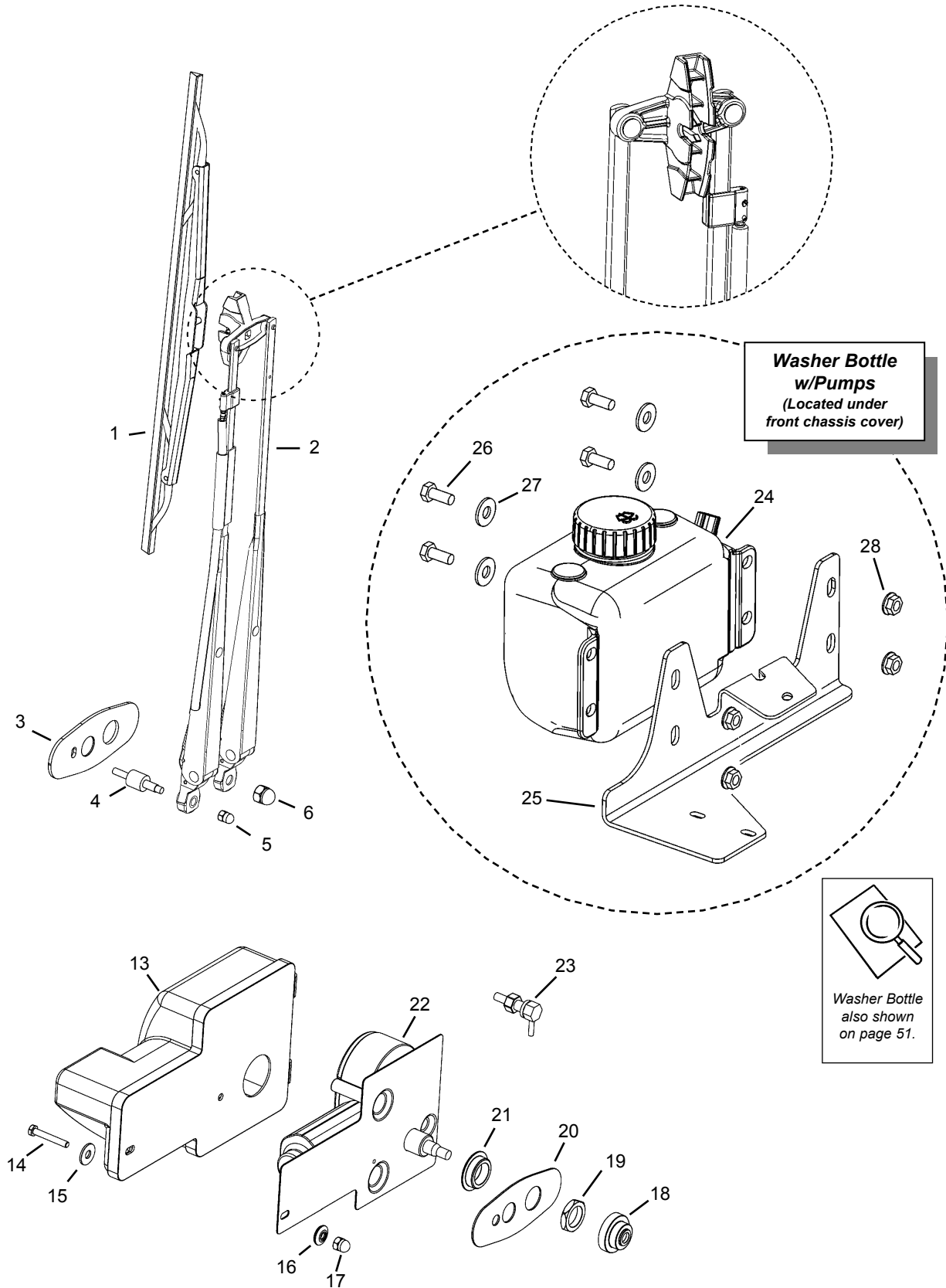


# RS5-19 Telescopic Handler

# Cab

## Front and Rear Window - Enclosed Cab Option


Item No.	Part No.	Description	Qty. Req.	Item No.	Part No.	Description	Qty. Req.
01	L500038	5/16"-18 ACORN NUT . . . . .	AR	15 <sup>a</sup>	104846	MOUNT, REAR-WINDOW STAY . . . . .	1
02	651639	5/16"-18X1" BUTTON HD BOLT . . . . .	4	16	L500019	PIN, ROLL - 3/16"x1/2" . . . . .	3
03	651640	5/16"-18X3/4" BUTTON HD BOLT . . . . .	8	17	L500028	HOLD OPEN, L-STYLE . . . . .	2
04	L500042	BUSHING, STEEL . . . . .	4	18	L500027	HOLD OPEN, L-STYLE . . . . .	1
05	L500021	GROMMET, 1/2"IDX1/4"GROOVE . . . . .	6	19 <sup>a</sup>	103029	MOUNT, WIND. HOLD OPEN (RH). . . . .	1
06	651641	5/16" FLAT WASHER (BLACK) . . . . .	4	20 <sup>a</sup>	102722	MOUNT, WIND. HOLD OPEN (LH). . . . .	1
07	L500111	HINGE, FRONT WINDOW . . . . .	2				
08	L500024	HINGE, PLASTIC ( <i>rear window</i> ) . . . . .	1				
09	103023	GLASS, REAR . . . . .	1	<i>a</i>	<i>Use the parts listed below to fasten mount to frame:</i>		
10	103024	BULB SEAL, REAR GLASS . . . . .	1	--	650863	1/4" FLAT WASHER . . . . .	AR
11	103020	BULB SEAL, FRONT GLASS . . . . .	1	--	654002	1/4" LOCK WASHER . . . . .	AR
12	103019	GLASS, FRONT . . . . .	1	--	L50202	1/4"-20X5/8" BUTTON HD BOLT . . . . .	AR
14	L500025	PIN, QUICK DETACH. . . . .	AR				



# RS5-19 Telescopic Handler

# Cab

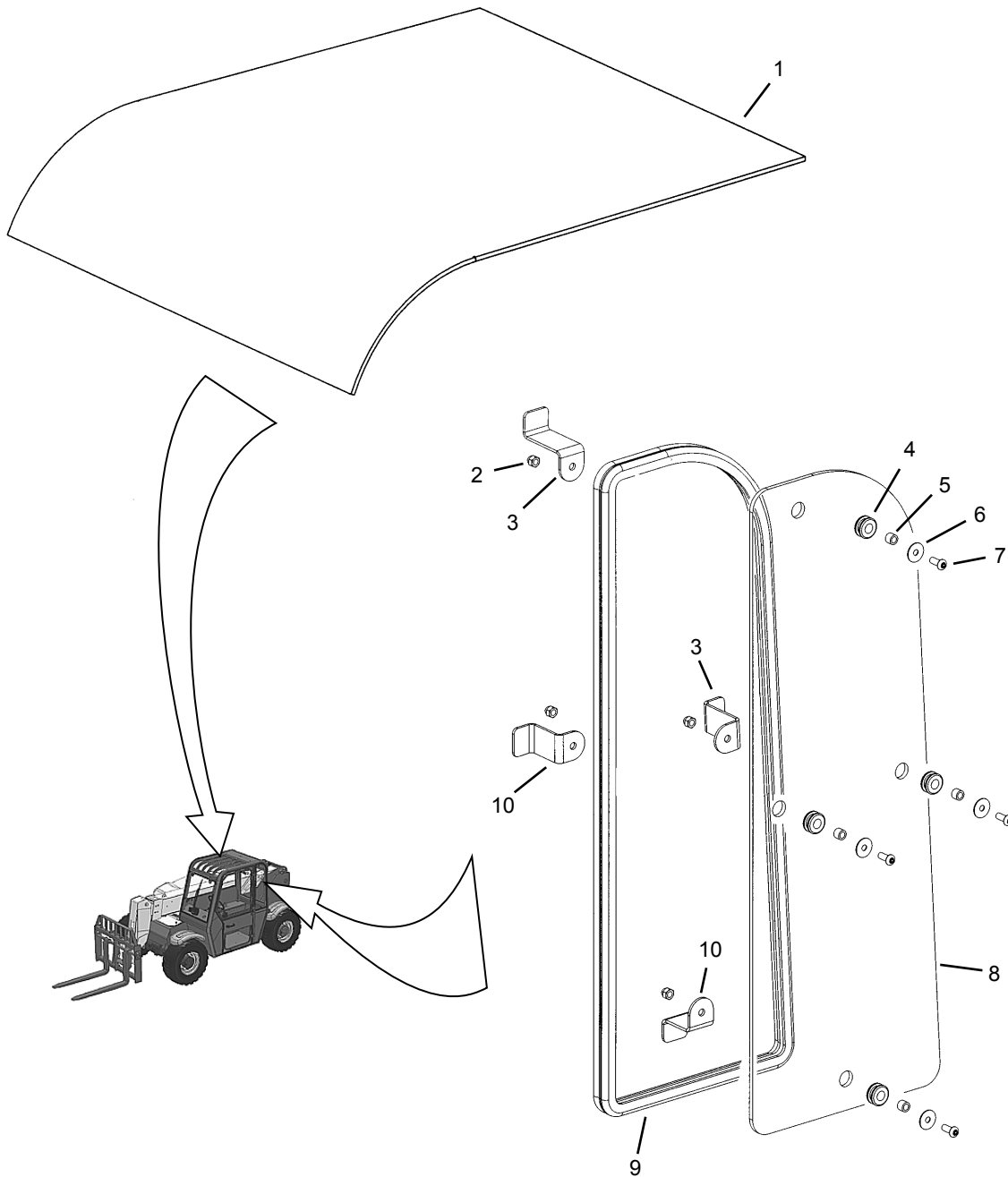
## Wiper Option - Front and Top Window

Item No.	Part No.	Description	Qty. Req.	Item No.	Part No.	Description	Qty. Req.
 <b>NOTE:</b> Quantities listed are for one wiper group (e.g., front window, top window)				20	L500701	GASKET, PANTO ADAPTER . . . . .	1
01	50380577	WIPER BLADE, 16" . . . . .	1	21	L500708	TOWER SEAL, TRICO WIPER . . . . .	1
02	50380576	WIPER ARM, PANTOGRAPH . . . . .	1	22	L500695	WIPER MOTOR, TRICO . . . . .	1
	50380682	Front and Rear Window Top Window		23	L500099	ADAPTER/WET ARM . . . . .	1
03	50380579	PLATE, PANTO ARM MOUNT . . . . .	1	24	101495	BOTTLE, DUAL -PUMP WASHER . . . . .	1
04	50380583	PIN, PANTO ARM MOUNT . . . . .	1	25	104865	MOUNT, WASHER BOTTLE . . . . .	1
05	L500706	M5, ACORN NUT . . . . .	1	26	808498	CS 5/16 x 3/4" . . . . .	4
06	L500700	M8, ACORN NUT . . . . .	1	27	813610	FW 5/16 AWZY . . . . .	4
13	L500696	COVER WIPER MOTOR . . . . .	1	28	51202273	HN FL SLOC 5/16 CZY . . . . .	4
14	L500718	BOLT / 10-24x1.25 HEX GR5 . . . . .	1	<b>-- ITEMS NOT SHOWN --</b>			
15	L500001	WASHER/BLK NYLON . . . . .	1	<b>(Windshield Wiper Harness)</b>			
16	139170	WASHER, #10 WEATHERTITE . . . . .	2	--	103179	HARNESS, TOP WIPER . . . . .	1
17	L500004	NUT/ACORN #10-24 BLK . . . . .	1	--	103180	HARNESS, FRONT WIPER . . . . .	1
18	L500709	RAIN SHIELD . . . . .	1	<b>(Windshield Washer System)</b>			
19	L500697	M18, NUT . . . . .	1	--	102925	HARNESS, WASHER BOTTLE . . . . .	1
				--	103013	TUBING, WASHER (15-1/2') . . . . .	1

# Cab

## Window Option - Top and Left

# RS5-19 Telescopic Handler



# RS5-19 Telescopic Handler

# Cab

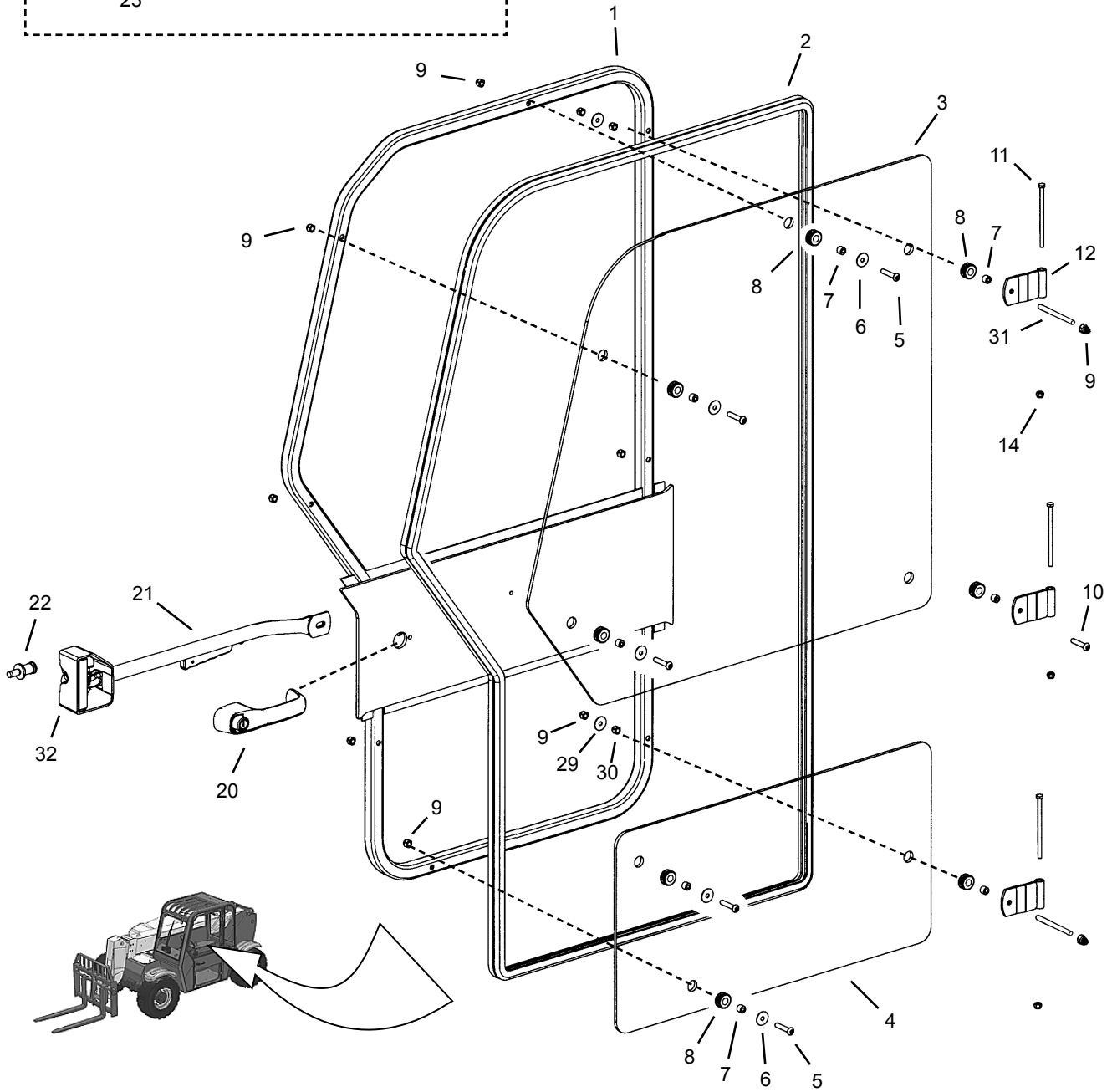
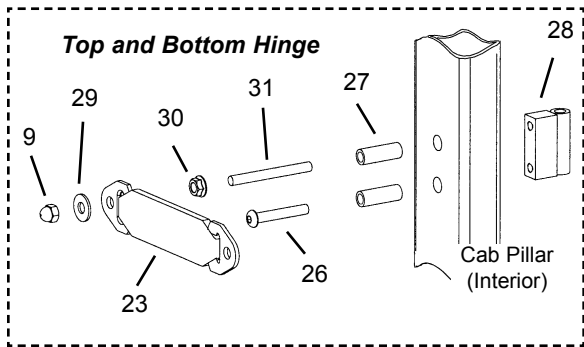
## Window Option - Top and Left

Item No.	Part No.	Description	Qty. Req.	Item No.	Part No.	Description	Qty. Req.
01 <sup>a</sup>	103027	GLASS, TOP . . . . .	1	08	103025	GLASS, LEFT REAR. . . . .	1
02	L500038	5/16"-18 ACORN NUT . . . . .	AR	09	103026	BULB SEAL, LEFT GLASS. . . . .	1
03	102711	WINDOW MOUNT. . . . .	2	10	102712	WINDOW MOUNT. . . . .	2
04	L500021	GROMMET, 1/2"IDX1/4"GROOVE . . . . .	4				
05	L500042	BUSHING, STEEL . . . . .	4				
06	651641	5/16" FLAT WASHER (BLACK). . . . .	4				
07	651639	5/16"-18X1" BUTTON HD BOLT . . . . .	4				
				a	<i>Use P/N L500607 Adhesive Kit to attach top glass to cab.</i>		

# Cab

## One-Piece Door Option

# RS5-19 Telescopic Handler



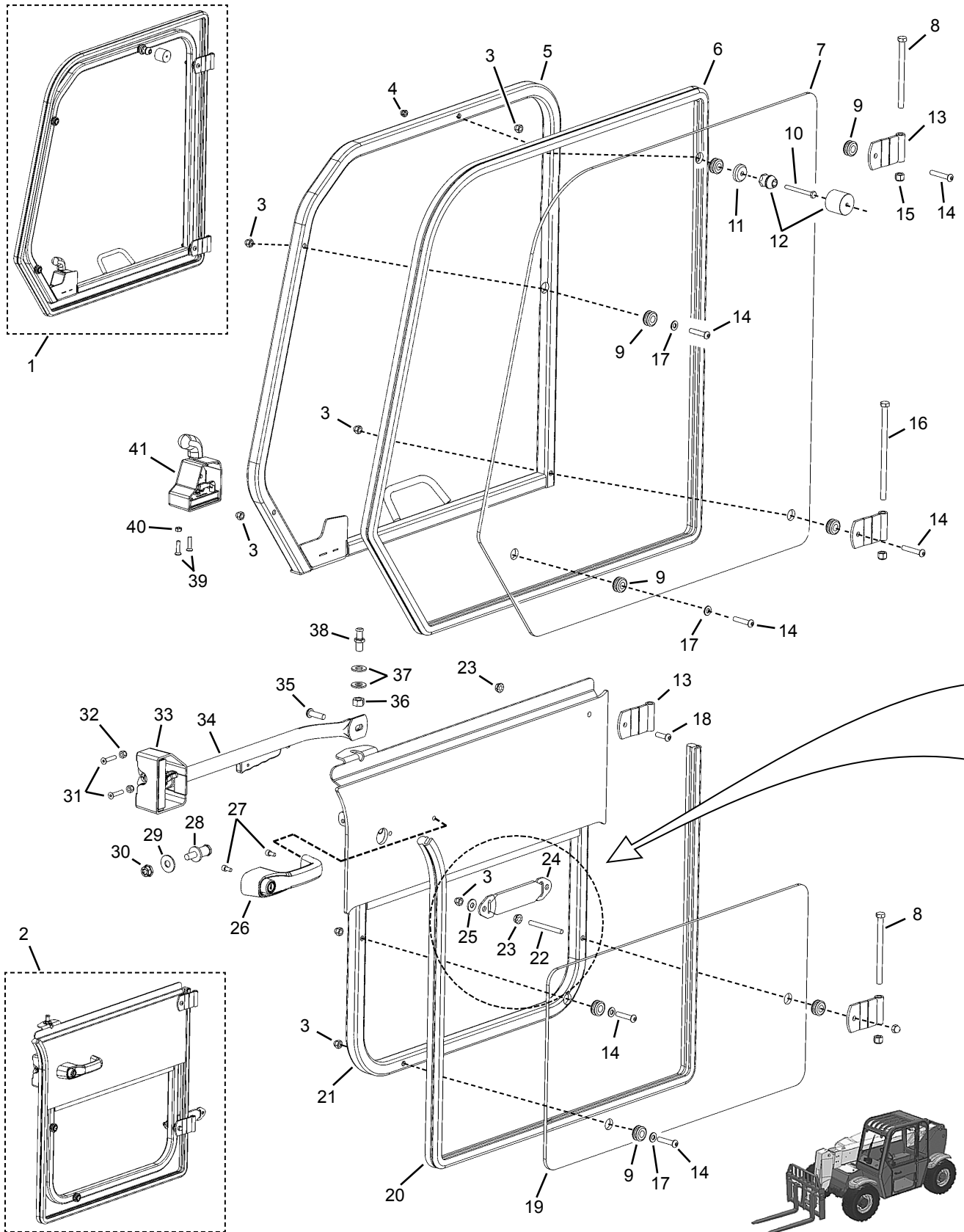
# RS5-19 Telescopic Handler

# Cab One-Piece Door Option

Item No.	Part No.	Description	Qty. Req.	Item No.	Part No.	Description	Qty. Req.
00	104920	CAB DOOR, ONE-PIECE . . . . . 1 <i>(includes items 1-10, 12, and 29-31 )</i>		21	102886	LATCH RELEASE, INTERIOR . . . . . 1	
01	102874	WELDMENT, CAB DOOR FRAME . 1			651635	1/4-20X1-1/4" FLAT HD SCREW . . 2	
02	102705	BULB SEAL, DOOR FRAME . . . . . 1			L50202	1/4-20X5/8" BUTTON HD BOLT . . 1	
03	102680	GLASS, UPPER DOOR . . . . . 1			651636	M6-1X12 8.8 BOLT . . . . . 2	
04	102681	GLASS, LOWER DOOR . . . . . 1			L500022	FLAT WASHER (BLACK) . . . . . 1	
05	651638	5/16"-18X1-3/4" BUTTON HD BOLT 5			L520003	1/4"-20 NYLON INSERT NUT . . . . 2	
06	651641	5/16" FLAT WASHER (BLACK) . . . . 5			L70069	1/2" HOLE PLUG . . . . . 2	
07	L500042	BUSHING, STEEL . . . . . 8		22	101436	STRIKER . . . . . 1	
08	L500021	GROMMET, 1/2"IDX1/4"GROOVE . 8			654028	7/16" LOCK WASHER . . . . . 1	
09	L500038	5/16"-18 ACORN NUT (BLACK) . . AR			654046	7/16" FLAT WASHER . . . . . 1	
10	651643	5/16"-18X2" BUTTON HD BOLT . . . 3			L50979	7/16"-14 NUT . . . . . 1	
11	650730	3/8"x5" BOLT . . . . . 3		23	104866	DOOR RESTRAINT STRAP . . . . . 2	
12	102901	WELDMENT, DOOR HINGE . . . . . 3		26	651643	5/16"X2" BUTTON HD BOLT . . . . . 4	
14	067847	3/8" NYLON INSERT NUT . . . . . 3		27	104081	TUBE, STAND-OFF . . . . . 6	
20	102948	HANDLE, EXT. DOOR LOCKING . . 1		28	104082	HINGE, BOLT-ON . . . . . 3	
	101792	KEY ONLY . . . . . 1		29	654004	5/16" FLAT WASHER . . . . . AR	
				30	210-19470	LN FL SERR 5/16 CZY . . . . . AR	
				31	L50878	5/16"X3" STUD . . . . . AR	
				32	101746	COVER <i>(included with #21)</i> . . . . . 1	

# Cab Split-Door Option

# RS5-19 Telescopic Handler

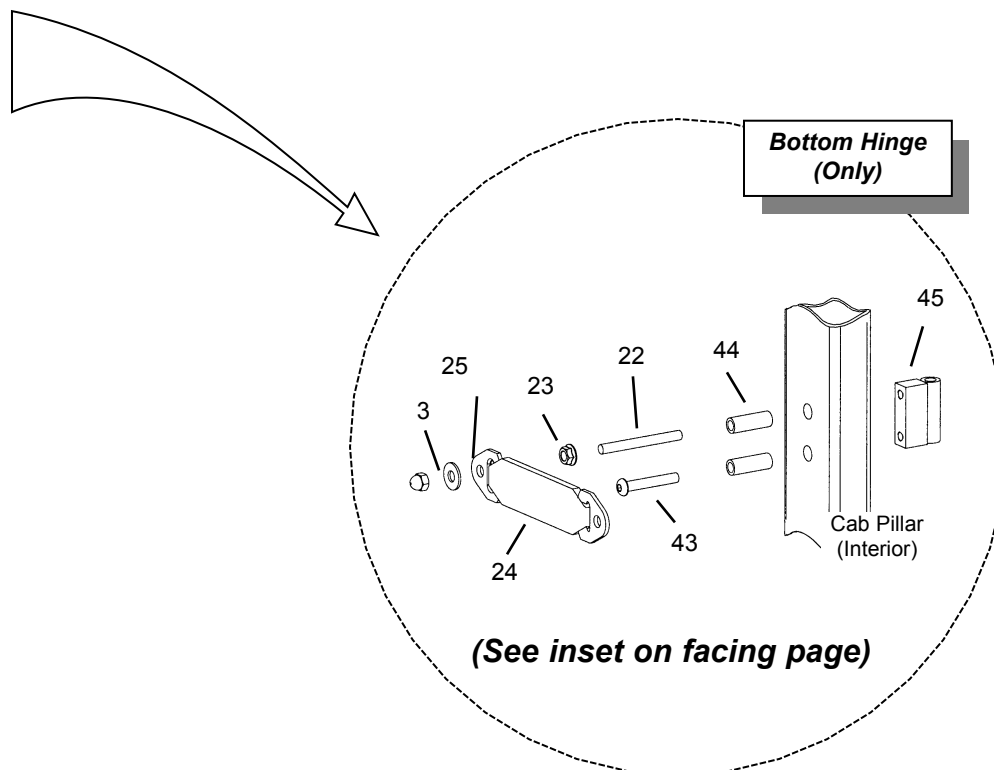




# RS5-19 Telescopic Handler

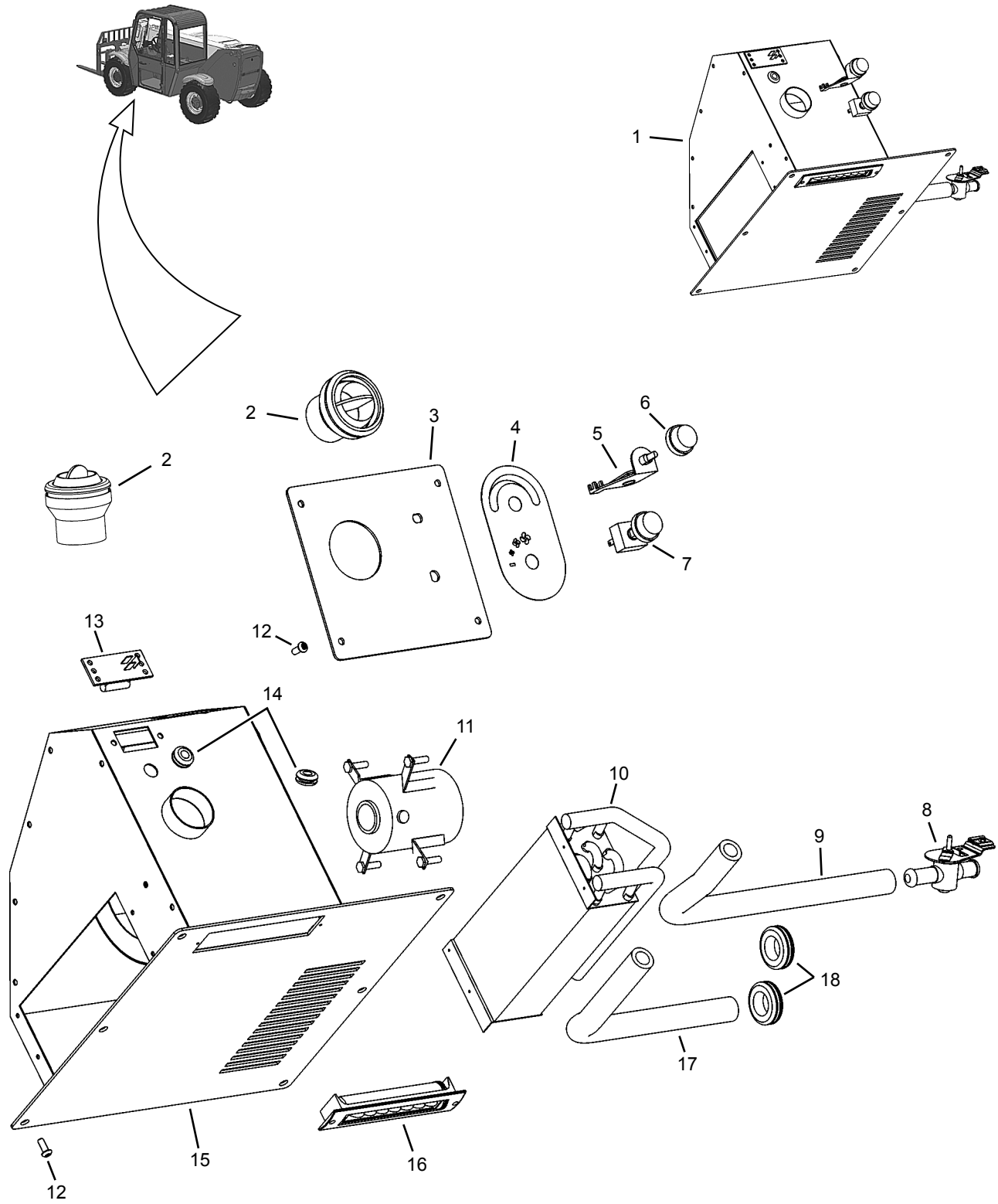
# Cab Split-Door Option

Item No.	Part No.	Description	Qty. Req.	Item No.	Part No.	Description	Qty. Req.
01	211160	DOOR, TOP. . . . .	1	23	210-19470	FLANGE LOCK NUT 5/16" . . . . .	2
		<i>(includes items 3-7, 9-14, 16-17, 39-41)</i>		24	104866	DOOR RETAINER. . . . .	1
02	211159	DOOR, BOTTOM. . . . .	1	25	654004	FW 5/16" AWZY. . . . .	1
		<i>(includes items 13, 16-27, 31-38)</i>		26	102948	HANDLE, EXTERIOR LOCKING . . .	1
03	L500038	5/16"-18 ACORN NUT (BLACK). . .	AR		101792	KEY ONLY. . . . .	1
04	L500017	1/4" ACORN NUT (BLACK). . . . .	1	27	651636	SHCS M6-1x12 C8.8 ZY DIN912 . .	2
05	211107	FRAME, UPPER DOOR . . . . .	1	28	101436	STRIKER. . . . .	1
06	211158	BULB SEAL, UPPER DOOR. . . . .	1	29	654046	FW 7/16" AWZY. . . . .	1
07	211135	GLASS, UPPER DOOR . . . . .	1	30	L50979	HN 7/16" FLEXLOCK GR5 . . . . .	1
08	650730	CS 3/8" x 5" C5ZY. . . . .	2	31	651635	FHSCS 1/4"x1-1/4" CZY . . . . .	2
09	L500021	GROMMET, .50X0.25X0.81 . . . . .	AR	32	071401	HLN INST 1/4 CZY . . . . .	2
	L500042	BUSHING, STEEL <i>(not shown)</i> . .	AR	33	101746	COVER <i>(included with #34)</i> . . . .	1
10	650449	CS 1/4" x 2-1/2" C5ZY. . . . .	1	34	102886	LATCH RELEASE, INTERIOR . . . .	1
11	101719	GLASS MOUNT . . . . .	1			<i>(includes cover: item #33)</i>	
12	L500036	DOOR HOLDER <i>(set)</i> . . . . .	1	35	651625	BHSCS 3/8"x1-1/4" CZY . . . . .	1
13	102901	DOOR HINGE . . . . .	3	36	651606	HN M12-1.00 F8ZY DIN934 . . . . .	1
14	651638	BHSC 5/16" x 1-3/4" C RIE . . . . .	6	37	651148	FN 1/2 ANZY . . . . .	2
15	067847	HLN 3/8" CZY . . . . .	3	38	101710	STRIKER. . . . .	1
16	650991	CS 3/8" x 7" C5ZY. . . . .	1	39	651464	FHSCS M6-1x25 C8.8 DIN7991 . . .	2
17	651641	FW 5/16 RIE. . . . .	AR	40	656047	HN M6-1.00 C8 DIN934 . . . . .	1
18	651639	BHSCS 5/16" x 1-3/4" C RIE. . . . .	1	41	101756	LATCH, ROTARY (RIGHT) . . . . .	1
19	102681	GLASS, LOWER DOOR . . . . .	1	42	L50878	5/16"X3" STUD. . . . .	AR
20	211156	BULB SEAL, LOWER DOOR . . . . .	1	43	651643	5/16"X2" BUTTON HD BOLT. . . . .	5
21	211103	FRAME, LOWER DOOR. . . . .	1	44	104081	TUBE, STAND-OFF. . . . .	6
22	L50878	STUD 5/16" x 3" GR5 . . . . .	1	45	104082	HINGE, BOLT-ON . . . . .	3



**Cab**  
**Heater Option**

**RS5-19 Telescopic Handler**



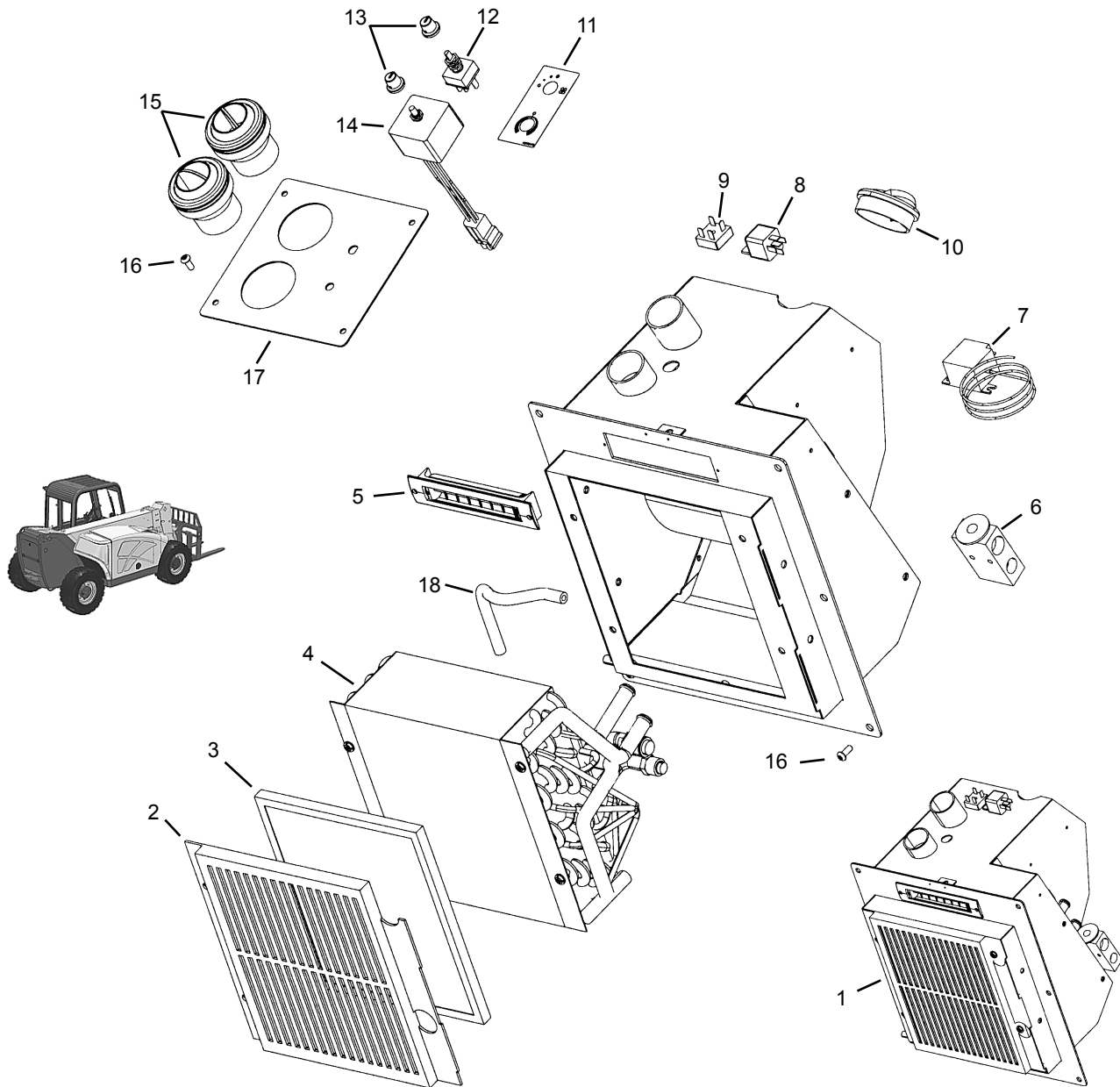
# RS5-19 Telescopic Handler

## Cab Heater Option

Item No.	Part No.	Description	Qty. Req.	Item No.	Part No.	Description	Qty. Req.
01	102907	HEATER ASSEMBLY . . . . .	1	09	NSS	HOSE, 5/8" - FORMED . . . . .	1
		<i>(Includes items 5-11; 13-18)</i>		10	50380847	HEATER CORE . . . . .	1
02	L63545	GRILL, DEFROSTER . . . . .	2	11	103033	BLOWER MOTOR . . . . .	1
03	102944	INSTRUMENT PANEL . . . . .	1			<i>(does not include fan/cage)</i>	
04	102945	DECAL, HEAT CONTROL . . . . .	1	12	L50202	1/4"-20X5/8" BUTTN HD BOLT . . . . .	10
05	187841	CONTROL, TEMPERATURE . . . . .	1	13	136310	RESISTOR BLOCK . . . . .	1
		<i>(does not include knob)</i>		14	NSS	GROMMET 5/8" OD X 3/8" ID . . . . .	2
06	136304	KNOB . . . . .	1	15	NSS	HOUSING . . . . .	1
07	136305	SWITCH, VARIABLE SPEED . . . . .	1	16	137503	LOUVER . . . . .	1
		<i>(includes knob)</i>		17	NSS	HOSE, 5/8" - FORMED . . . . .	1
08	L500163	VALVE, WATER . . . . .	1	18	NSS	GROMMET 1-3/8" OD X 1" ID . . . . .	2

**Cab**  
**A/C - Heater Option**

**RS5-19 Telescopic Handler**

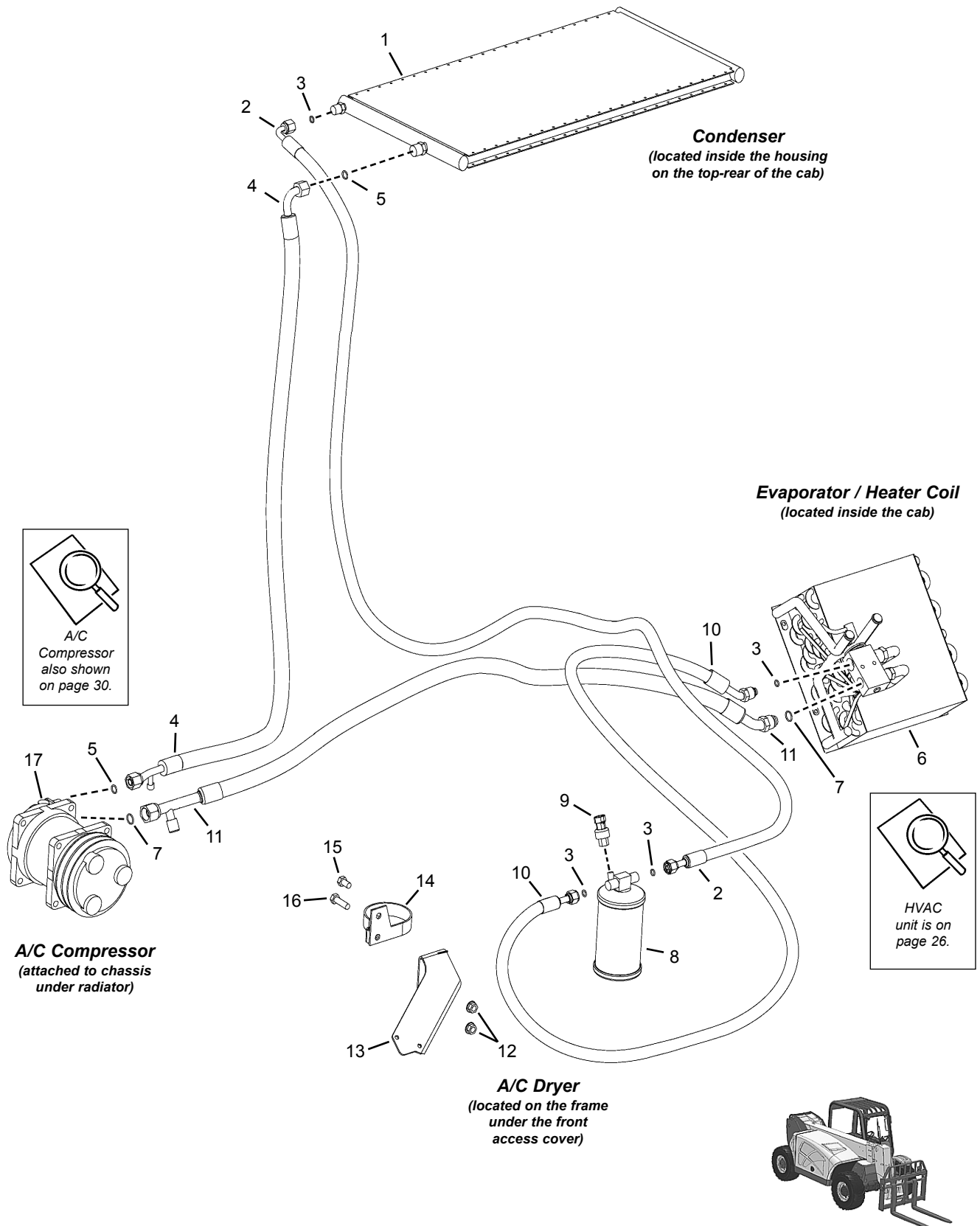


# RS5-19 Telescopic Handler

# Cab

## A/C - Heater Option

Item No.	Part No.	Description	Qty. Req.	Item No.	Part No.	Description	Qty. Req.
01	210796	HVAC ASSEMBLY . . . . .	1	09	242875	RECTIFIER PACK . . . . .	1
		<i>(includes items 2-9)</i>		10	420-36290	LOUVER . . . . .	1
	211147	FAN <i>(only)</i> . . . . .	1	11	189049	DECAL, A/C HEATER CONTROL . .	1
02	211145	FILTER COVER . . . . .	1	12	136305	SWITCH, VARIABLE SPEED . . . .	1
03	211146	FILTER, CAB AIR . . . . .	1	13	139279	KNOB . . . . .	2
04	211149	EVAPORATOR/HEATER COIL . . . .	1	14	189033	MODULE, A/C CONTROL . . . . .	1
05	137503	LOUVER . . . . .	1	15	L63545	GRILL, VENT . . . . .	2
06	211148	EXPANSION VALVE . . . . .	1	16	L50202	1/4"-20X5/8" BUTTON HD BOLT .	10
07	138623	COLD CONTROL SWITCH . . . . .	1	17	211023	PANEL, HVAC CONTROL . . . . .	1
08	242145	RELAY . . . . .	1	18	201179	HOSE, OVERFLOW . . . . .	1

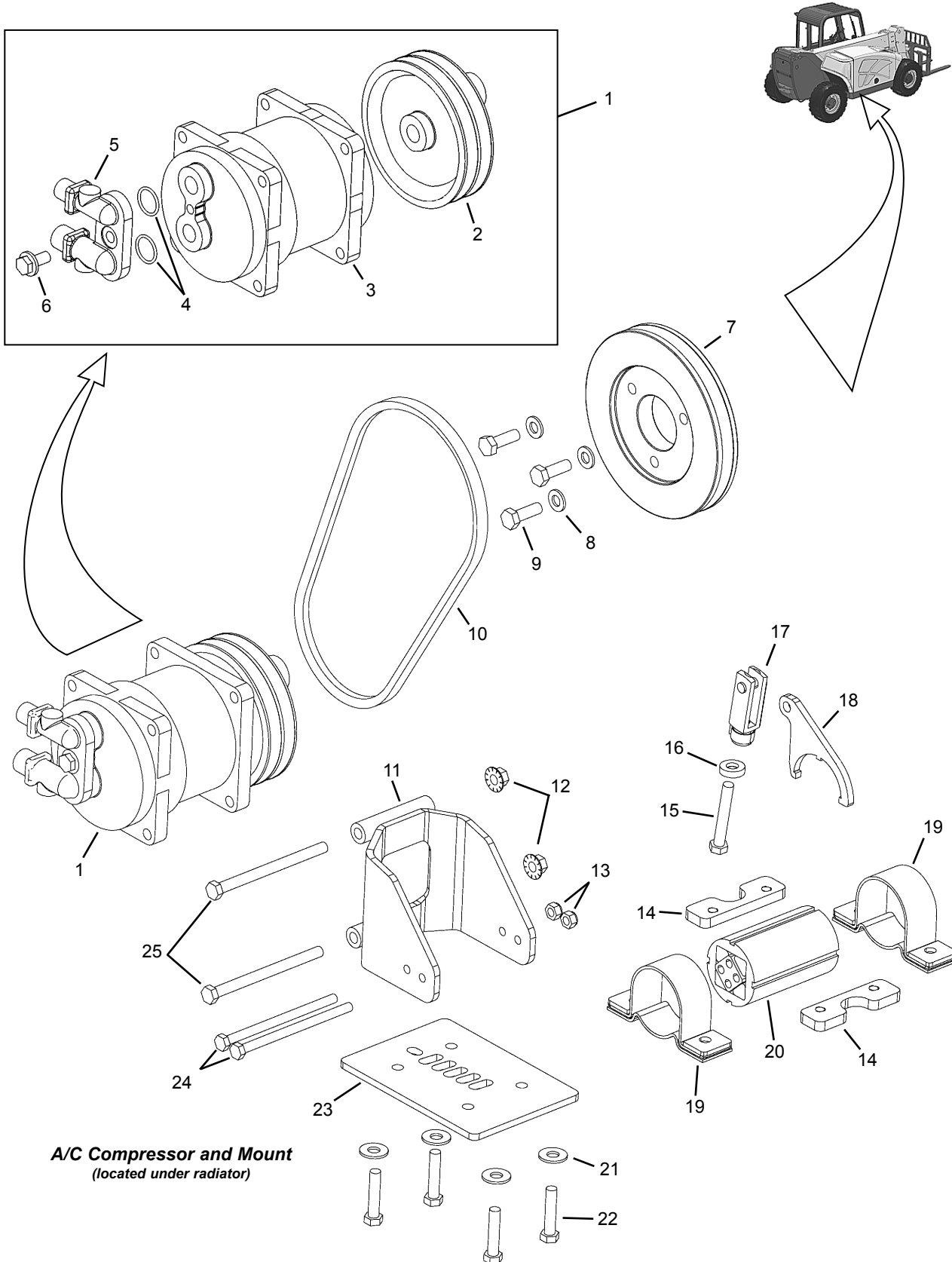


# RS5-19 Telescopic Handler

## Cab A/C Circuit Option

Item No.	Part No.	Description	Qty. Req.	Item No.	Part No.	Description	Qty. Req.
01	L500595	CONDENSER .....	1	15	650450	CS 3/8" x 5/8" C5ZY .....	1
02	210795	HOSE, #6 CONDENSER/DRYER..	1	16	650491	CDS 3/8" x 1" C5ZY .....	1
03	138777	O-RING.....	AR	17	241310	A/C COMPRESSOR .....	1
04	210790	HOSE, #8 COND./COMPRESSOR.	1				
05	138778	O-RING.....	AR				
06	211149	EVAPORATOR/HEATER COIL ....	1	--	210829	<b>-- ITEMS NOT SHOWN --</b> WIRE HARNESS, A/C COND. ....	1
07	138779	O-RING.....	AR			(Connects to A/C condenser, routes through A/C hose guard—back of cab, connects to A/C evaporator wire harness, A/C compressor, and the fuse box.)	
08	138649	A/C DRYER (does not include #9) .	1				
09	138714	SWITCH, BINARY.....	1				
10	210793	HOSE, #6 DRYER/EVAPORATOR.	1				
11	210791	HOSE, #10 COMP./EVAPORATOR.	1				
12	090666	HN FL SLOC 3/8" CZY .....	2				
13	210821	BRACKET, DRYER MOUNT.....	1	--	210830	WIRE HARNESS, A/C EVAP. ....	1
14	138651	CLAMP, DRYER .....	1			(Connects to A/C evaporator—in cab, the A/C-heater solenoid, the A/C condenser wire harness, and the fuse box.)	

A/C Compressor and Mount Option





# RS5-19 Telescopic Handler

# Cab

## A/C Compressor and Mount Option

Item No.	Part No.	Description	Qty. Req.	Item No.	Part No.	Description	Qty. Req.
01	241310	A/C COMPRESSOR . . . . .	1	13	651780	LN INST M8-1.25 C8 ZY DIN985 . .	2
		<i>(includes items 2-6)</i>		14	210788	PLATE, CLAMP 3/8"-16. . . . .	2
02	139288	CLUTCH, A/C COMPRESSOR . . . .	1	15	271028	CS 3/8" x 2-1/2" F5ZY SP . . . . .	1
03	NSS	COMPRESSOR BODY . . . . .	1	16	210787	WASHER SPHERICAL 3/8" . . . . .	1
04	140780	O-RING SET, MANIFOLD . . . . .	1	17	210785	YOKE, CLEVIS 3/8"-24 UNF. . . . .	1
05	241303	A/C COMPRESSOR MANIFOLD . . . .	1	18	210784	PLATE, TORSION WRENCH . . . . .	1
06	138781	HW HMS M10 x 20 . . . . .	1	19	210772	CLAMP, TORSION MOUNT . . . . .	2
07	241008	PULLEY, A/C CRANK . . . . .	1	20	210771	MOUNT, SUSPENSION . . . . .	1
08	656133	FW M10 ZY DIN125 . . . . .	3	21	654006	FW 3/8" AWZY . . . . .	4
09	651395	CS M10-1.5x30 C10.9 ZY DIN931 .	3	22	650579	CS 3/8" x 1-3/4" C5ZY . . . . .	4
10	210789	BELT, A/C COMPRESSOR . . . . .	1	23	210774	PLATE, COMPRESSOR BASE . . . . .	1
11	210768	A/C COMPRESSOR MOUNT . . . . .	1	24	656180	CS M8-1.25x130 C8.8 ZY DIN931 .	2
12	070856	HN LF SLOC 3/8" CZ . . . . .	2	25	650730	CS 3/8" x 5" C5ZY . . . . .	2

## Heater Circuit — (A/C or Heater Only) Option



**NOTE:** The heater circuit shown here is the same for both the A/C and Heater Only options.

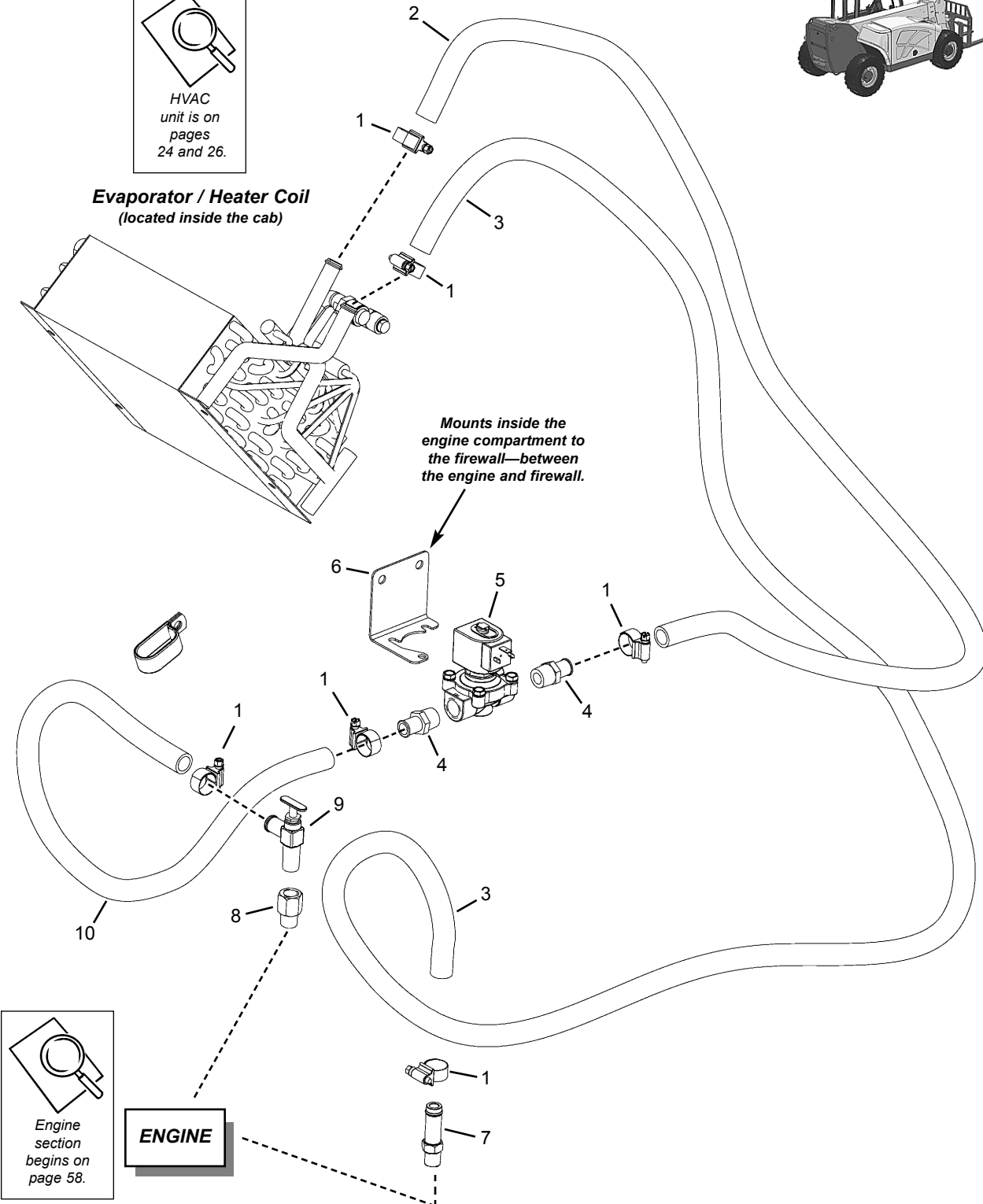


HVAC unit is on pages 24 and 26.



**Evaporator / Heater Coil**  
(located inside the cab)

Mounts inside the engine compartment to the firewall—between the engine and firewall.



# RS5-19 Telescopic Handler

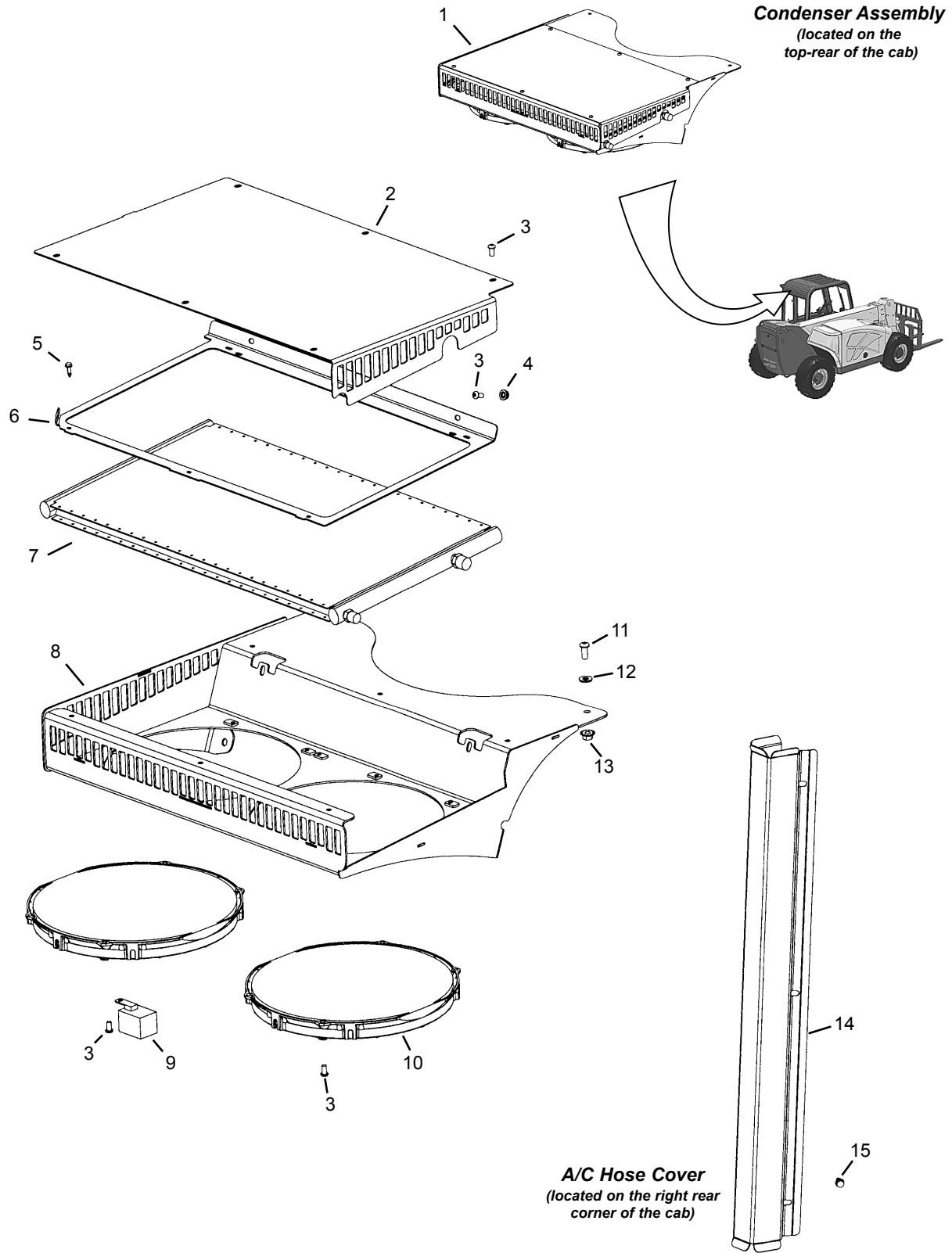
# Cab

## Heater Circuit (A/C or Heater Only) Option

Item No.	Part No.	Description	Qty. Req.	Item No.	Part No.	Description	Qty. Req.
01	095955	CLAMP, HOSE #10 . . . . .	6	07	104052	ST-L HB10-MBSPT06 . . . . .	1
02	241524	HEATER HOSE, 5/8" x 64-1/2" . . . . .	1	08	104059	ST FP06-MBSPT06 . . . . .	1
03	211034	HEATER HOSE, 5/8" X 100" . . . . .	1	09	L68592	SHUT-OFF, MANUAL . . . . .	1
04	186193	ST 1/2MPT x 5/8" HOSE . . . . .	2	10	138458	HEATER HOSE, 5/8" x 32" . . . . .	1
05 <sup>a</sup>	186703	HEATER-A/C SOLENOID . . . . .	1				
06	210832	VALVE BRACKET . . . . .	1	a		<i>Solenoid valve attaches to the A/C evaporator wire harness (P/N 210830).</i>	

**Cab**  
**A/C Condenser Option**

**RS5-19 Telescopic Handler**



# RS5-19 Telescopic Handler

# Cab

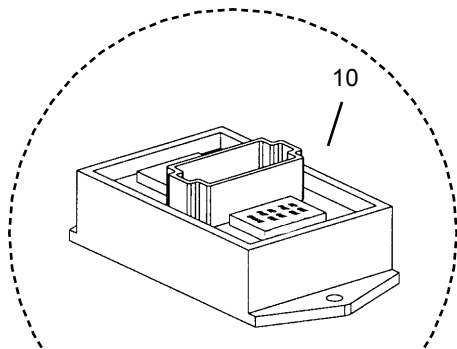
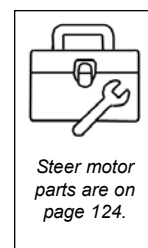
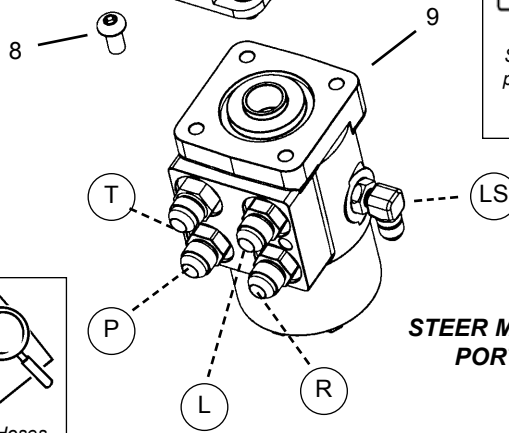
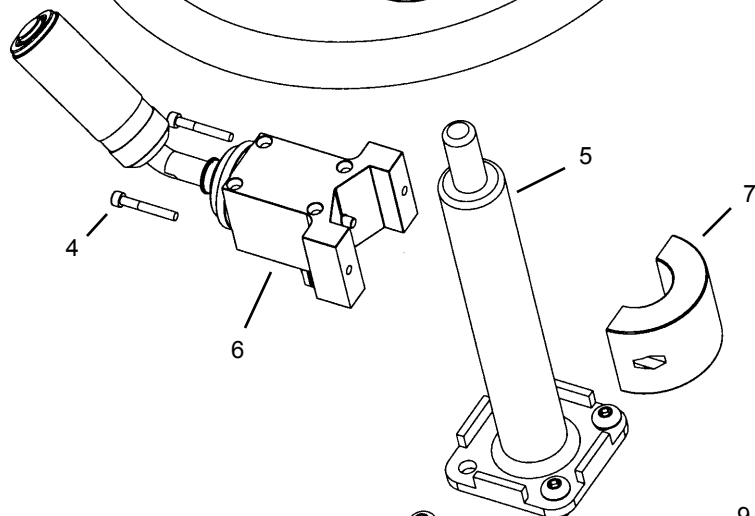
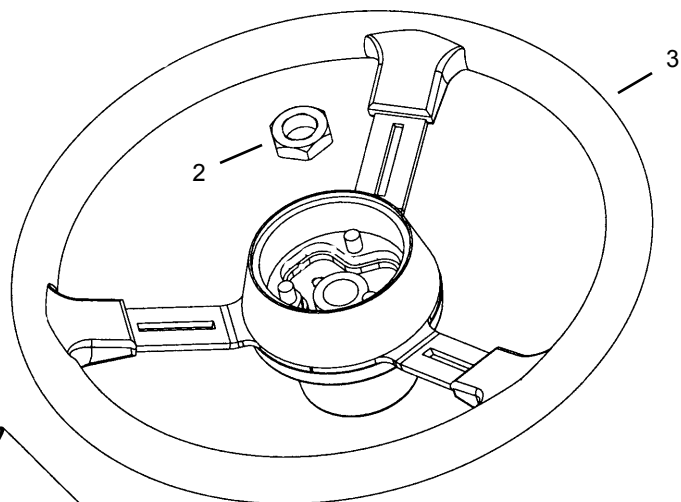
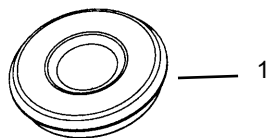
## A/C Condenser Option

Item No.	Part No.	Description	Qty. Req.	Item No.	Part No.	Description	Qty. Req.
01	211052	CONDENSER ASSEMBLY . . . . .	1	12	210765	FW 5/16" ZY SEALING . . . . .	4
		<i>(includes items 1-10)</i>		13	070648	LN LG FL SERR 5/16 CZ . . . . .	4
02	211039	COVER, CONDENSER HOUSING .	1	14	50380634	COVER, A/C HOSES . . . . .	1
03	089888	BHSCS 1/4" x 1/2" . . . . .	17	15	650315	SELF-TAP SCREW 1/4" x 1/2" . . . . .	3
04	L50051	FLANGE LN 1/4"-20 . . . . .	2				
05	L500596	SELF-TAP SCREW 3/16" x 5/8" . . .	6				
06	211035	MOUNT, CONDENSER COIL . . . . .	1	--	210829	<b>-- ITEMS NOT SHOWN --</b> WIRE HARNESS, A/C COND. . . . .	1
07	L500595	CONDENSER COIL . . . . .	1			<i>(Connects to A/C condenser, routes through A/C hose guard [back of cab], connects to A/C evaporator wire harness, A/C compressor, and the fuse box.)</i>	
08	211045	CONDENSER HOUSING . . . . .	1				
09	420-35602	RELAY . . . . .	1				
10	L500594	CONDENSER FAN ASSEMBLY . . .	2				
11	651640	BHSCS 5/16" x 3/4" . . . . .	4				

# Cab

## Steering Column and Shifter Group

# RS5-19 Telescopic Handler



**Transmission Shift Module**  
(Located next to fuse box—under the load charts.)



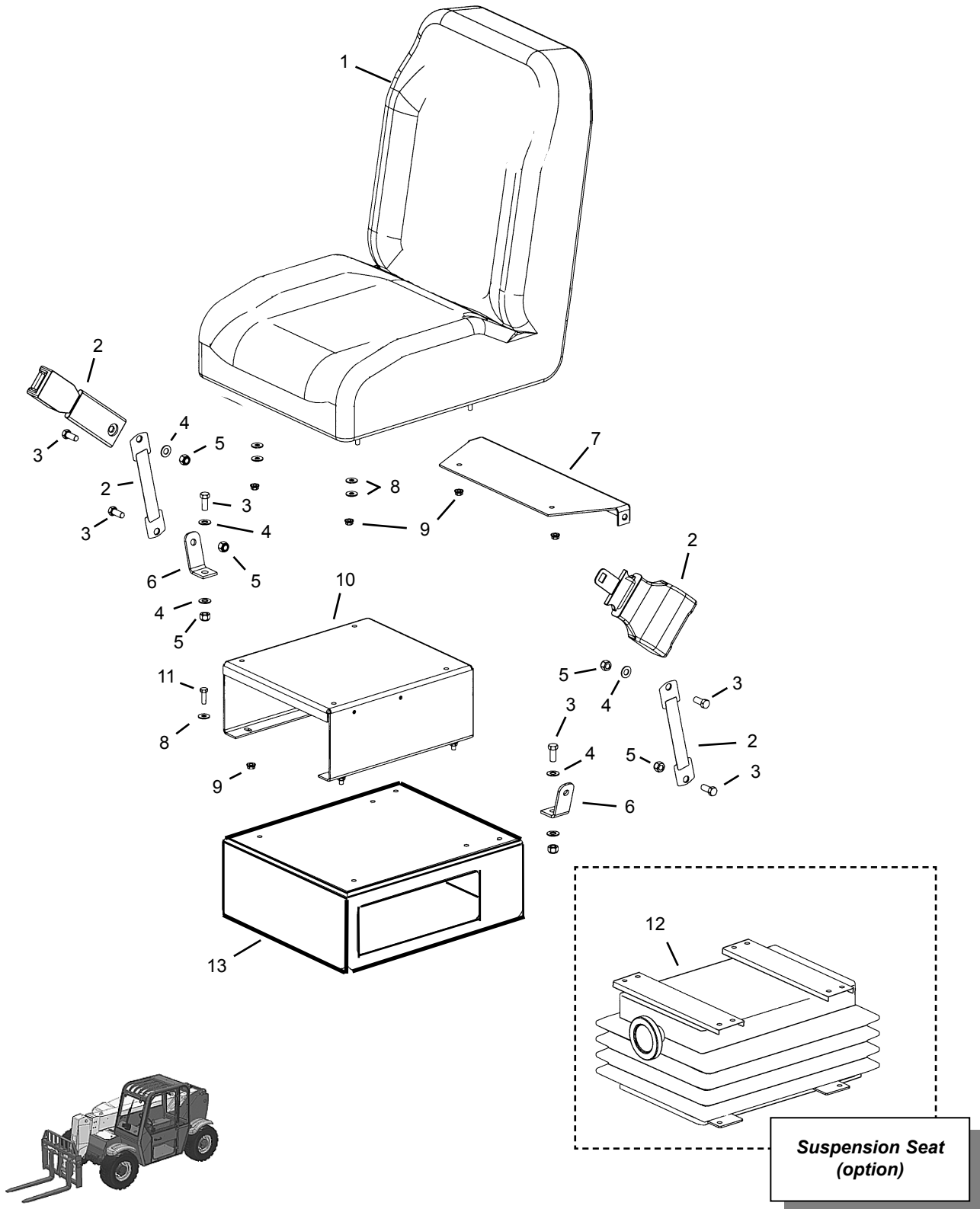
**STEER MOTOR PORTS**

# RS5-19 Telescopic Handler

# Cab

## Steering Column and Shifter Group

Item No.	Part No.	Description	Qty. Req.	Item No.	Part No.	Description	Qty. Req.
01	103359	CAP, STEERING WHEEL . . . . .	1	08	651625	3/8"-16X1-1/4" BUTTON HD BOLT .	4
02	L41261	NUT, STEERING WHEEL . . . . .	1	09	103579	MOTOR, STEER . . . . .	1
03	L69595	STEERING WHEEL . . . . .	1	10	101877	MODULE, F-N-R SHIFTER. . . . .	1
04	L50101	M5X.8X35mm HX SKTHD BOLT . . .	2				
05	102783	COLUMN, STEERING. . . . .	1				
06	L68280	F-N-R SHIFTER ( <i>includes #7</i> ). . . . .	1				
	L99425	BOOT . . . . .	1				
07	105236	CLAMP, SHIFTER( <i>included w/ #6</i> ) .	1				
						<b>-- ITEMS NOT SHOWN --</b>	
				--	103980	WIRE HARNESS, FNR SHIFTER. . .	1

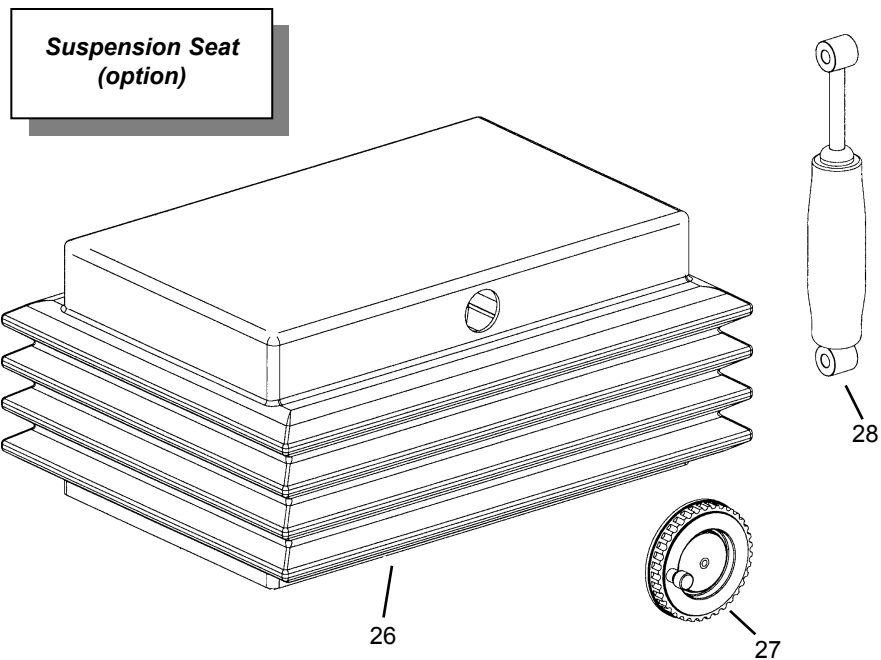




# RS5-19 Telescopic Handler

# Cab Seat

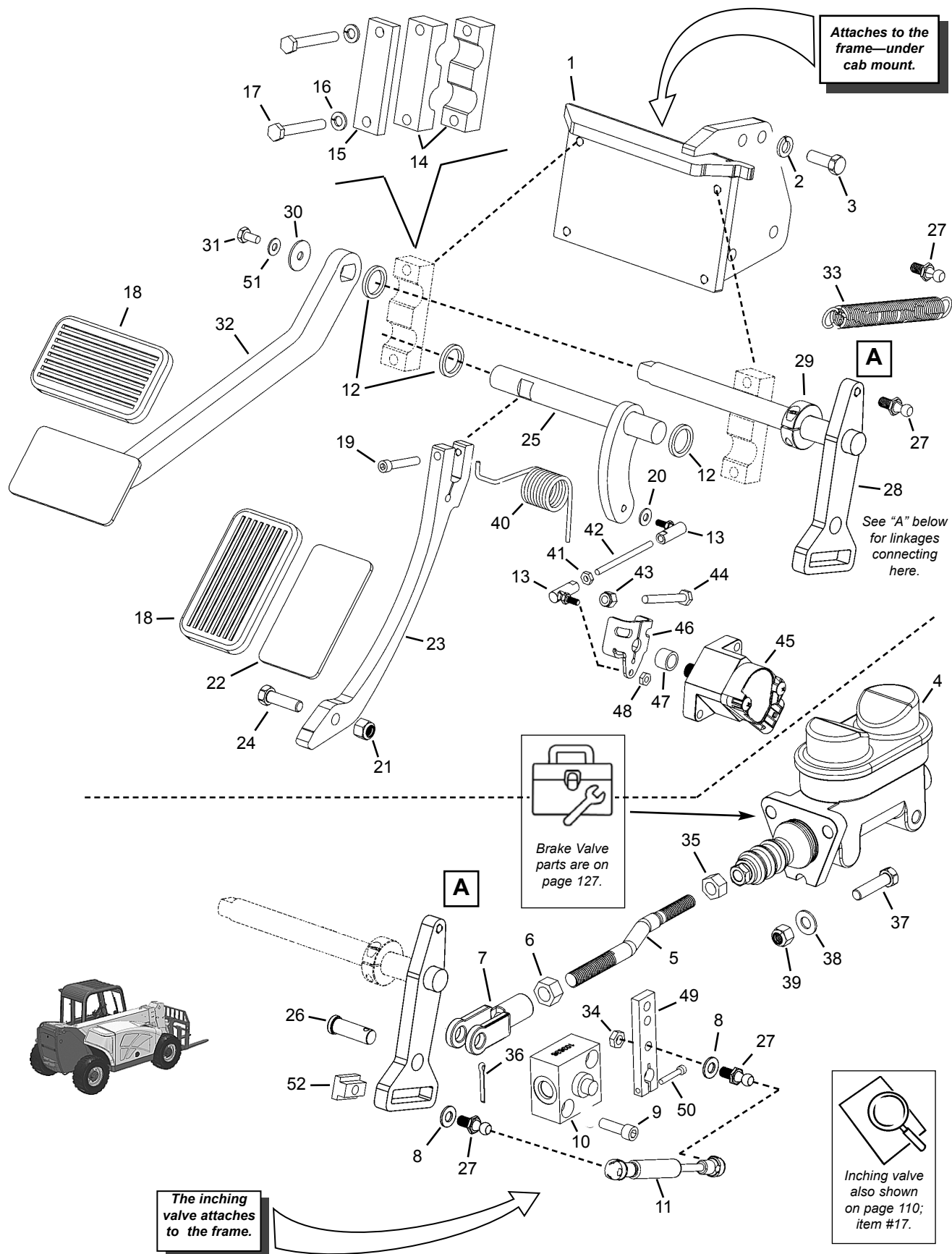
Item No.	Part No.	Description	Qty. Req.	Item No.	Part No.	Description	Qty. Req.
01	210170	SEAT, OPERATOR'S (wo/armrest) . . . . .	1	12 <sup>cd</sup>	L68496	BELLOWS, SUSPENSION SEAT . . . . .	1
02	103985	SEAT BELT (includes tethers) . . . . .	1			(includes seat belt / tether bracket)	
03	650630	7/16"-20X1" BOLT . . . . .	AR	13	103195	PEDESTAL / BOLT-ON SEAT . . . . .	1
04	L50196	7/16" FLAT WASHER . . . . .	AR	-----			
05	L50517	7/16"-20 NYLON INSERT NUT . . . . .	AR	26 <sup>c</sup>	210403	BELLOWS, SEAT (boot only) . . . . .	1
06	L70212	BRACKET, TETHER . . . . .	2	27 <sup>c</sup>	210405	ADJUSTMENT KNOB . . . . .	1
07 <sup>a</sup>	103984	MOUNT, SEAT BELT . . . . .	1	28 <sup>c</sup>	210404	SHOCK, SUSP. SEAT . . . . .	1
08	654004	5/16" FLAT WASHER . . . . .	AR				
09	210-19470	5/6"-18 NYLON INSERT NUT . . . . .	AR	a Use this bracket for standard and suspension seats. Discard the bracket that is included with the suspension.			
10 <sup>b</sup>	100071	SEAT RISER . . . . .	1	b Not used with suspension seat			
11	650487	5/16"-18X1" BOLT . . . . .	AR	c Used for suspension seat option only			
				d Discard tether bracket and use item #7 on all applications.			



# Cab

# RS5-19 Telescopic Handler

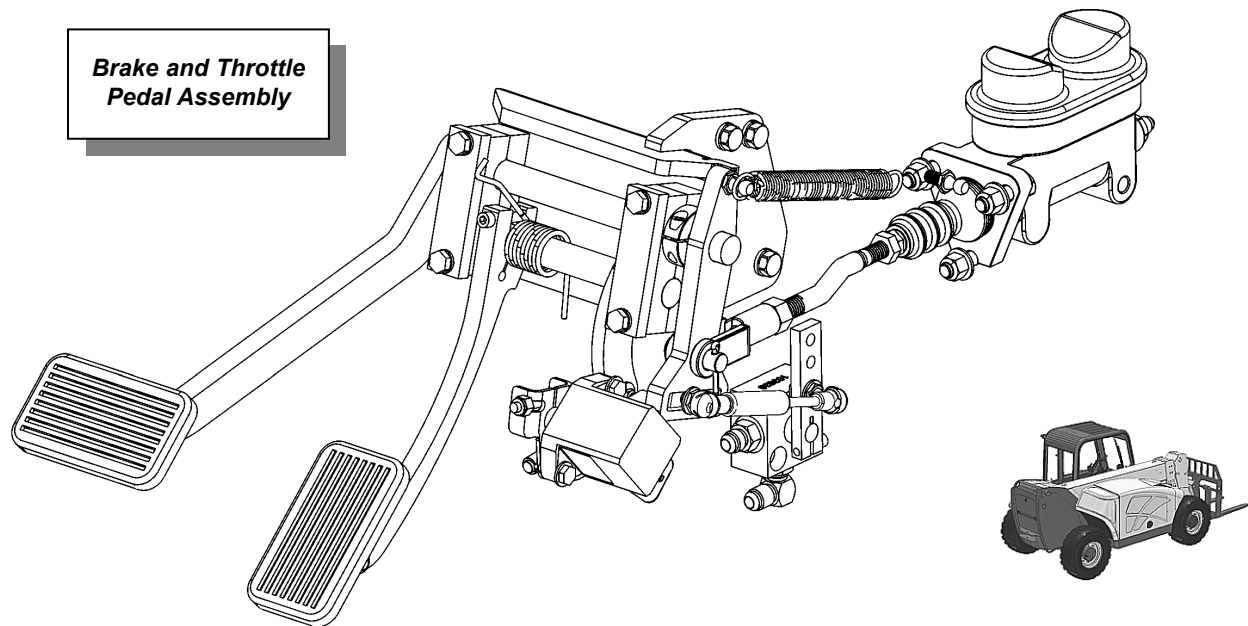
## Pedals - Brake and Accelerator



## Pedals - Brake and Accelerator

Item No.	Part No.	Description	Qty. Req.	Item No.	Part No.	Description	Qty. Req.
01	210646	BRAKE/THROTTLE FRAME . . . . .	1	30	L500022	1/4"X1"OD WASHER . . . . .	1
02	654026	3/8" LOCK WASHER . . . . .	AR	31	L50209	1/4"X1/2" BOLT . . . . .	1
03	650490	3/8"X1" BOLT . . . . .	AR	32	104004	BRAKE PEDAL WELDMENT . . . . .	1
04	L63363	VALVE, MASTER CYL. BRAKE . . . . .	1	33	L561004	RETURN SPRING . . . . .	1
05	210001	BRAKE LINKAGE WELDMENT . . . . .	1	34	653036	5/16"-18 UNF JAM NUT . . . . .	2
06	653018	1/2" NUT . . . . .	1	35	L446043	7/16" JAM NUT . . . . .	1
07	L580005	YOKE, CLEVIS 1/2" . . . . .	1	36	L50607	1/8"X1" COTTER PIN . . . . .	1
08	650810	FW 5/16 ANZY . . . . .	2	37	650533	3/8"X1-1/2" BOLT . . . . .	3
09	651517	SHCS M8-1.25x30 C8.8 . . . . .	2	38	654006	3/8" FLAT WASHER . . . . .	3
10	103838	INCHING VALVE . . . . .	1	39	067847	3/8" NYLON INSERT NUT . . . . .	3
11	50380513	SPRING, GASS . . . . .	1	40	210708	SPRING, THROTTLE RETURN . . . . .	1
12	103835	NYLON SPACER . . . . .	AR	41	650648	HN MS #10-32 FZY . . . . .	1
13	L580009	BALL JOINT 10-32 x 1/4" . . . . .	2	42	211112	ROD, THREADED 10-32UNF . . . . .	1
14	104028	CUSHION BLOCK, BRAKE . . . . .	AR	43	071401	HLN INST 1/4" CZY . . . . .	1
15	L63719	PLATE . . . . .	2	44	650706	CS 1/4X2 C5ZY . . . . .	1
17	650725	5/16"X2-1/4" BOLT . . . . .	AR	45	50353984	SENSOR, THROTTLE . . . . .	1
18	L69789	PAD, PEDAL . . . . .	AR		650863	FW 1/4" ANZY (not shown) . . . . .	2
19	651798	1/4"X1-1/2" SH BOLT . . . . .	1		650448	CS 1/4x3/4" (not shown) . . . . .	2
20	650863	FW 1/4" ANZY . . . . .	1	46	211102	BRACKET, THROTTLE . . . . .	1
21	067847	3/8" NYLON INSERT NUT . . . . .	AR	47	211110	RING, SPACER . . . . .	1
22	L69615	THROTTLE PEDAL WELD. . . . .	1	48	121002	HLN INST 1/4 FZY . . . . .	1
23	210645	THROTTLE PEDAL ARM . . . . .	1	49 <sup>a</sup>	NSS	LEVER, INCHING VALVE . . . . .	1
24	650491	3/8"X1-1/4" BOLT . . . . .	1	50 <sup>a</sup>	651505	SHCS M5-0.8x20 C8.8ZY . . . . .	1
25	210640	THROTTLE LEVER WELD. . . . .	1	51	654002	1/4" FW . . . . .	1
26	L44859	1/2"X27/64 CLEVIS PIN . . . . .	1	52	50380515	NUT, T-SLOT . . . . .	1
27	L69488	BALL STUD . . . . .	4				
28	50380519	BRAKE LEVER WELDMENT . . . . .	1				
29	103834	SHAFT COLLAR . . . . .	1				

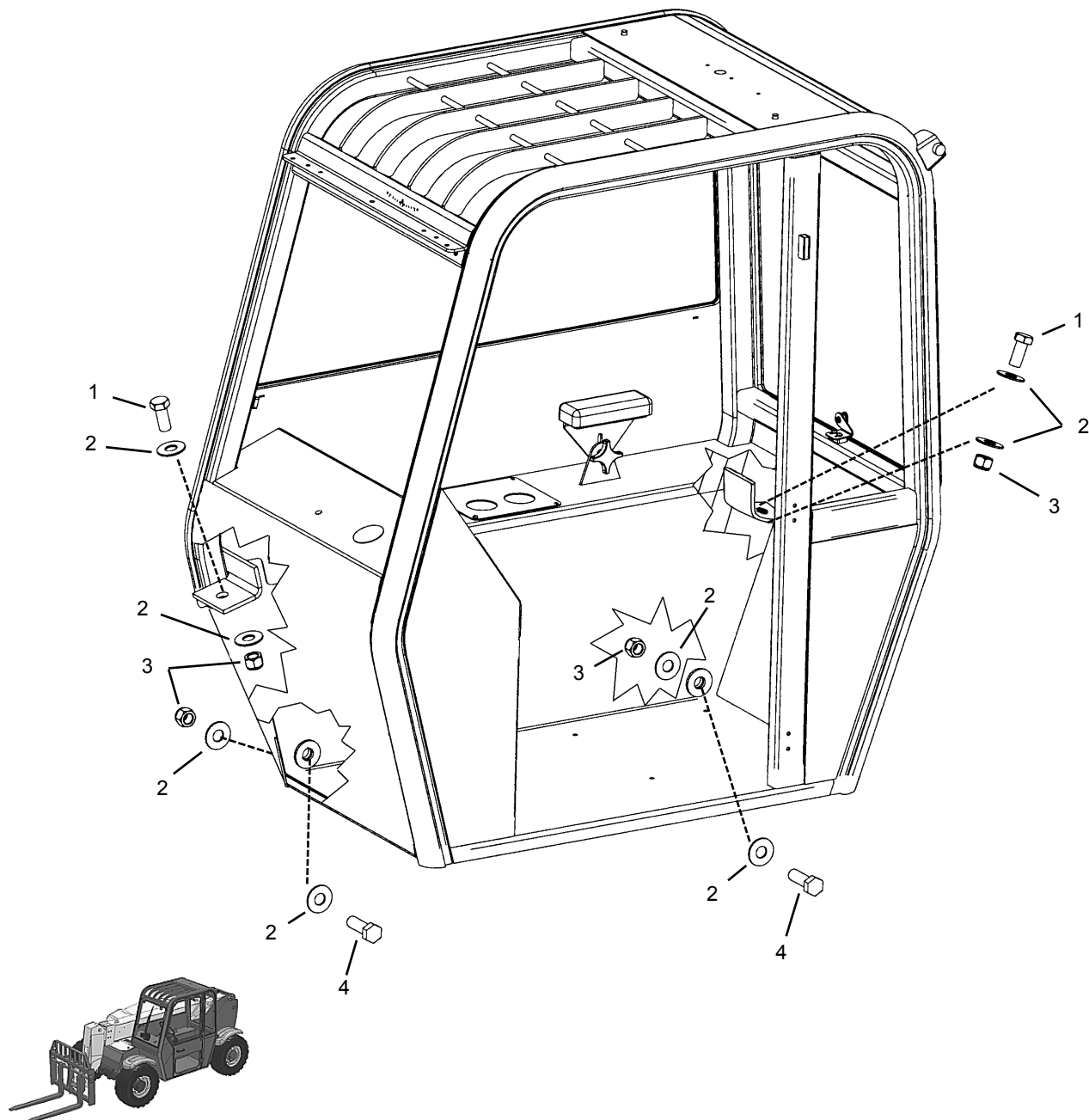
*a* Included with item #10.



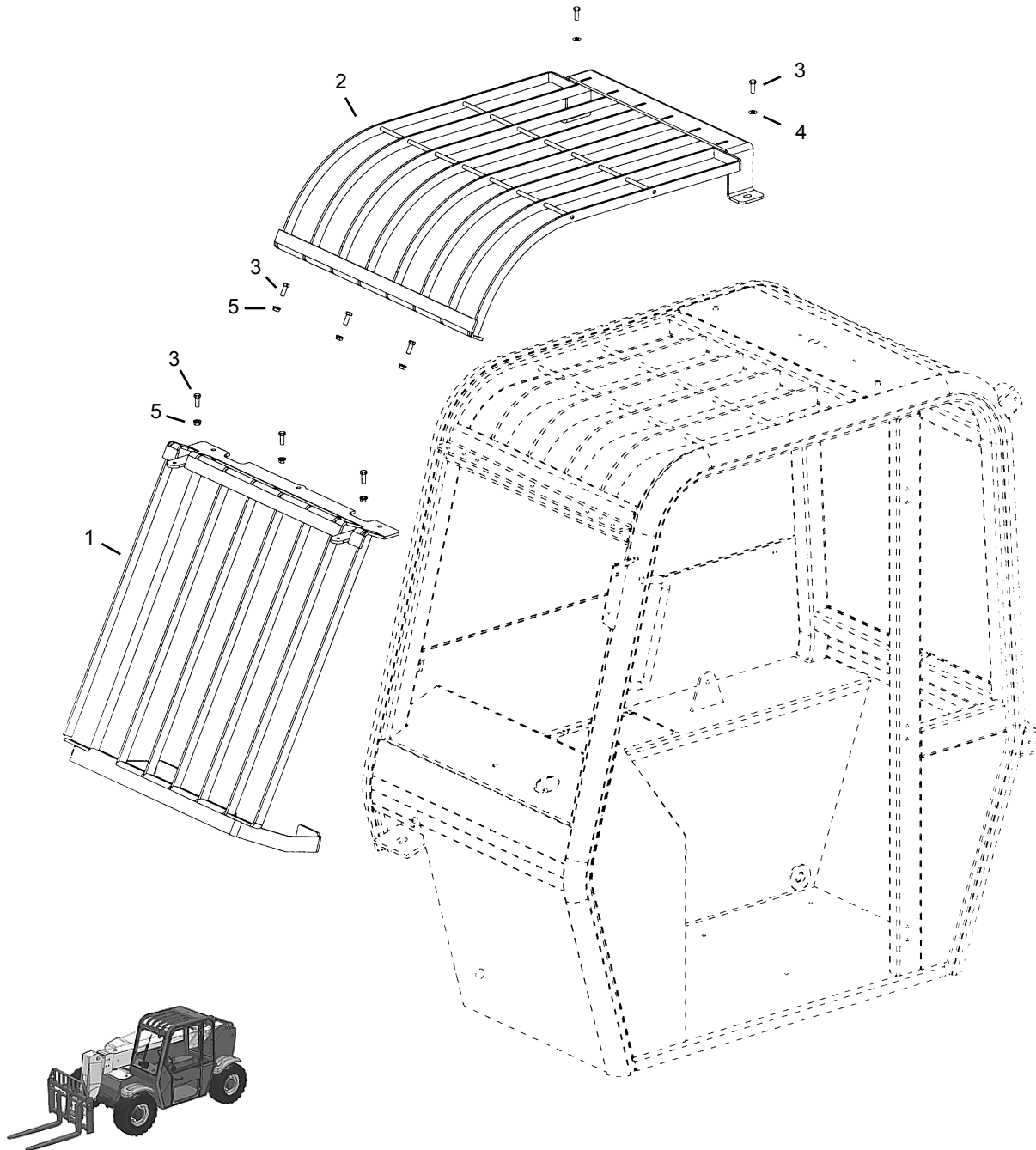
# Cab

## Cab Mounts

# RS5-19 Telescopic Handler

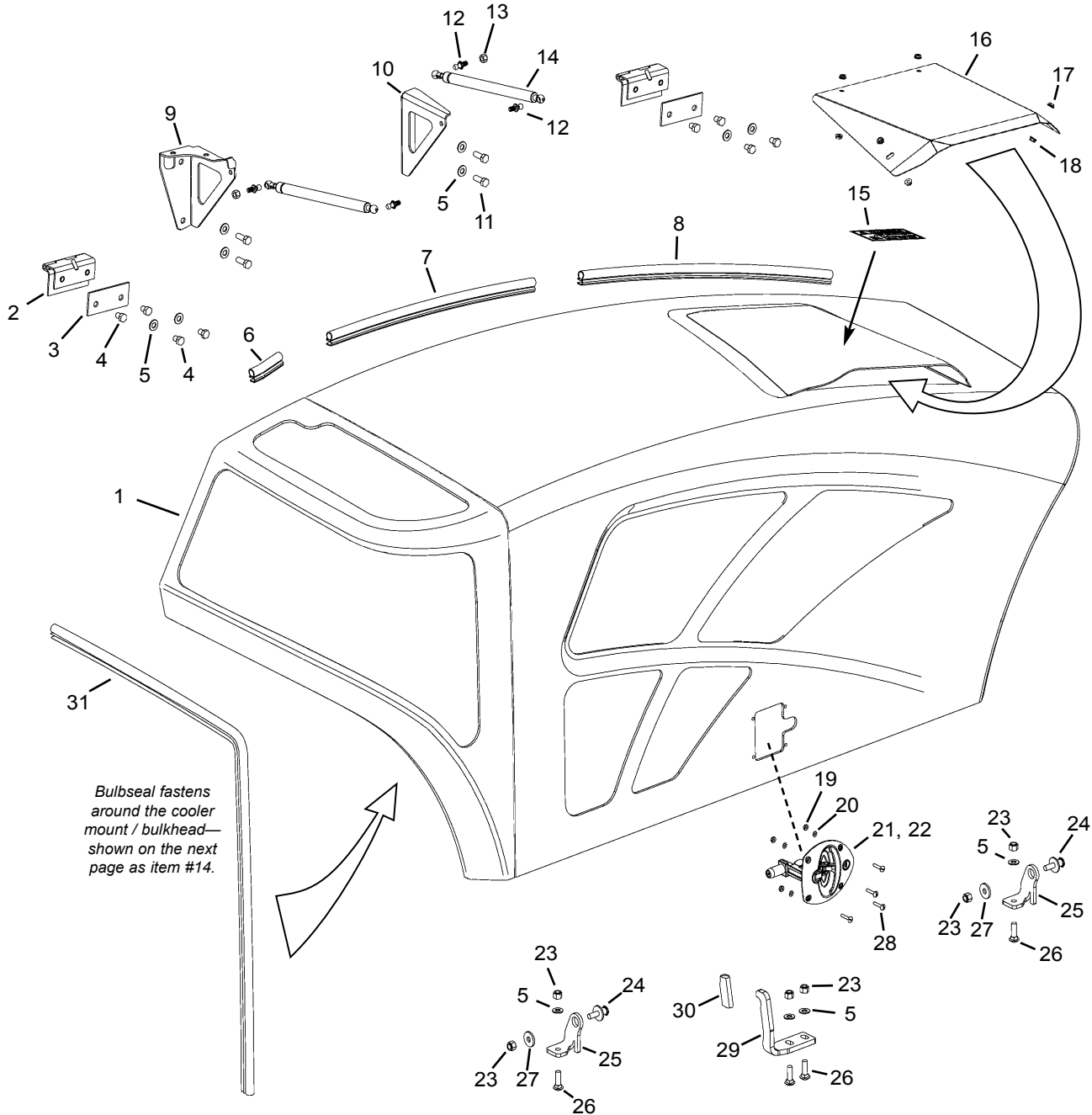


Item No.	Part No.	Description	Qty. Req.	Item No.	Part No.	Description	Qty. Req.
01	103904	1"-8X2-1/4" GR8 BOLT .....	2	03	102781	1"-8 CLASS C LOCK NUT .....	4
02	651151	1" SAE FLAT WASHER.....	8	04	102780	1"-8X3" GR8 BOLT .....	4



Item No.	Part No.	Description	Qty. Req.	Item No.	Part No.	Description	Qty. Req.
01	105506	FRONT WINDOW GUARD . . . . .	1	04	654006	3/8" FLAT WASHER . . . . .	AR
02	105507	TOP WINDOW GUARD . . . . .	1	05	067847	3/8" WHIZ NUT . . . . .	AR
03	650491	3/8"X1-1/4" BOLT . . . . .	AR				
						<b>-- ITEMS NOT SHOWN --</b>	
				--	654006	3/8" FLAT WASHER . . . . .	AR

## Engine Compartment - Hoods



# RS5-19 Telescopic Handler

# Chassis

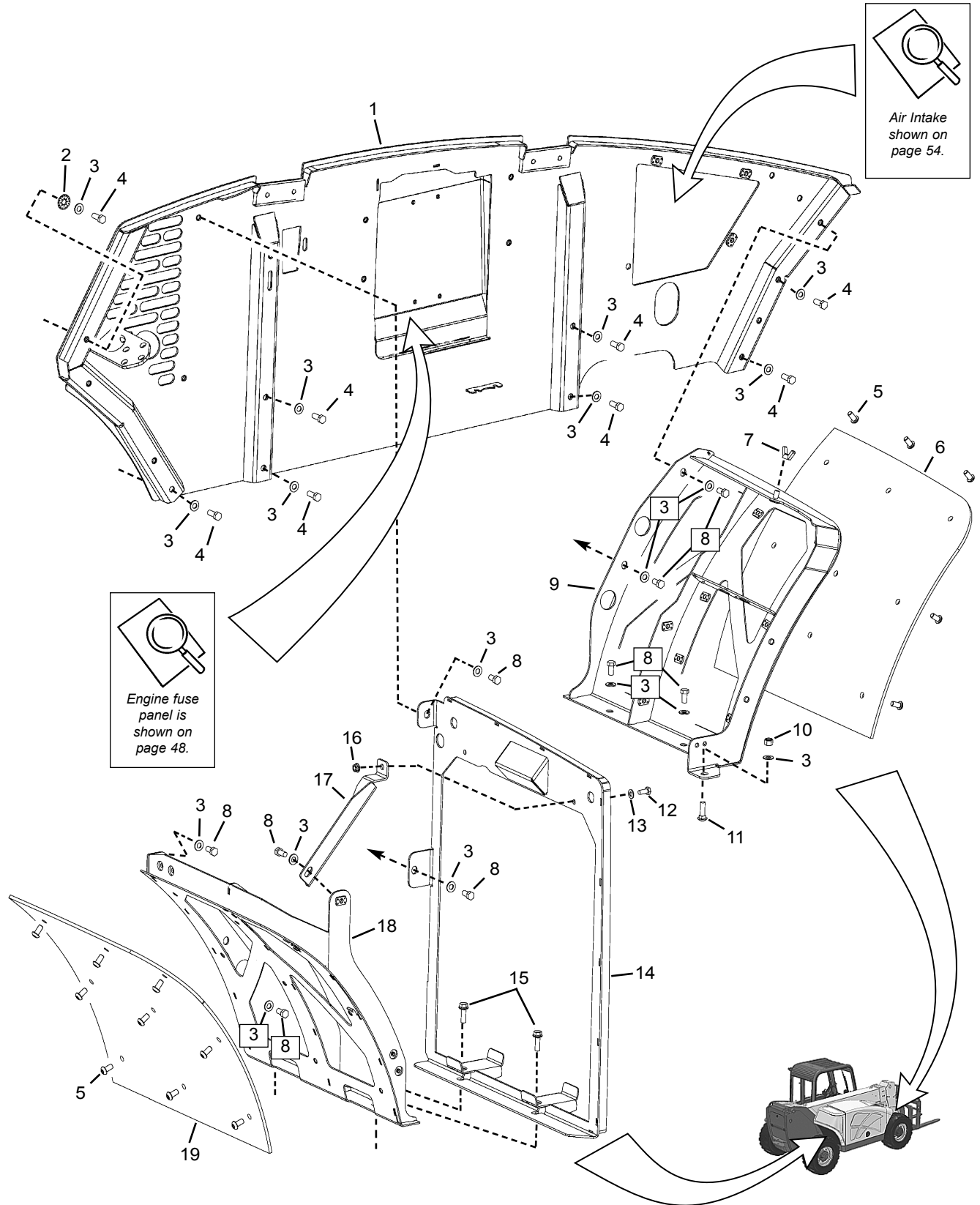
## Engine Compartment - Hoods

Item No.	Part No.	Description	Qty. Req.	Item No.	Part No.	Description	Qty. Req.
01	50380475	HOOD .....	1	17	L50051	1/4" FLANGE LOCK NUT .....	4
02	103932	HINGE .....	2	18	210-32184	HN FL CLOC 1/4" CZY .....	4
03	104955	HINGE BACKER .....	2	19	650550	#10-24 NUT .....	4
04	650557	3/8"X1/2" BOLT .....	8	20	650549	LW #10 RZY .....	4
05	654049	FW 3/8 ANZY .....	AR	21	104056	LATCH, T-HANDLE .....	1
06	50380217	BULB SEAL 3.3" .....	1	22	L99157	KEY ONLY (CH751) (not shown) . PR	
07	50380218	BULB SEAL 20.4" .....	1	23	067847	HLN INST 3/8 C5ZY .....	4
08	50380219	BULB SEAL 25.8" .....	1	24	104416	STRIKER .....	2
09	50380135	BRACKET .....	1	25	50380058	STRIKER MOUNT .....	2
10	211223	BRACKET, GAS SPRING .....	1	26	650786	CB 3/8" x 1-1/4" C5ZY .....	4
11	650488	CS 3/8"X3/4" .....	2	27	088912	FW 13/32 ZY .....	2
12	L69488	BALL STUD (3/8" thread) .....	4	28	L514001	#10-24X1" SCREW .....	4
13	064260	LN INST 5/16" .....	AR	29	104060	BRACKET, HOOD LATCH .....	1
14	50380359	GAS SPRING .....	2	30	104793	SEAL, EDGE 3/8" x 1-1/4" .....	1
15	L65942	DECAL, HOT SURFACE .....	1	31	104800	BULB SEAL 48" .....	1
16	50380360	EXHAUST SHIELD .....	1				

# Chassis

# RS5-19 Telescopic Handler

## Engine Compartment - Front, Rear, and Backwall




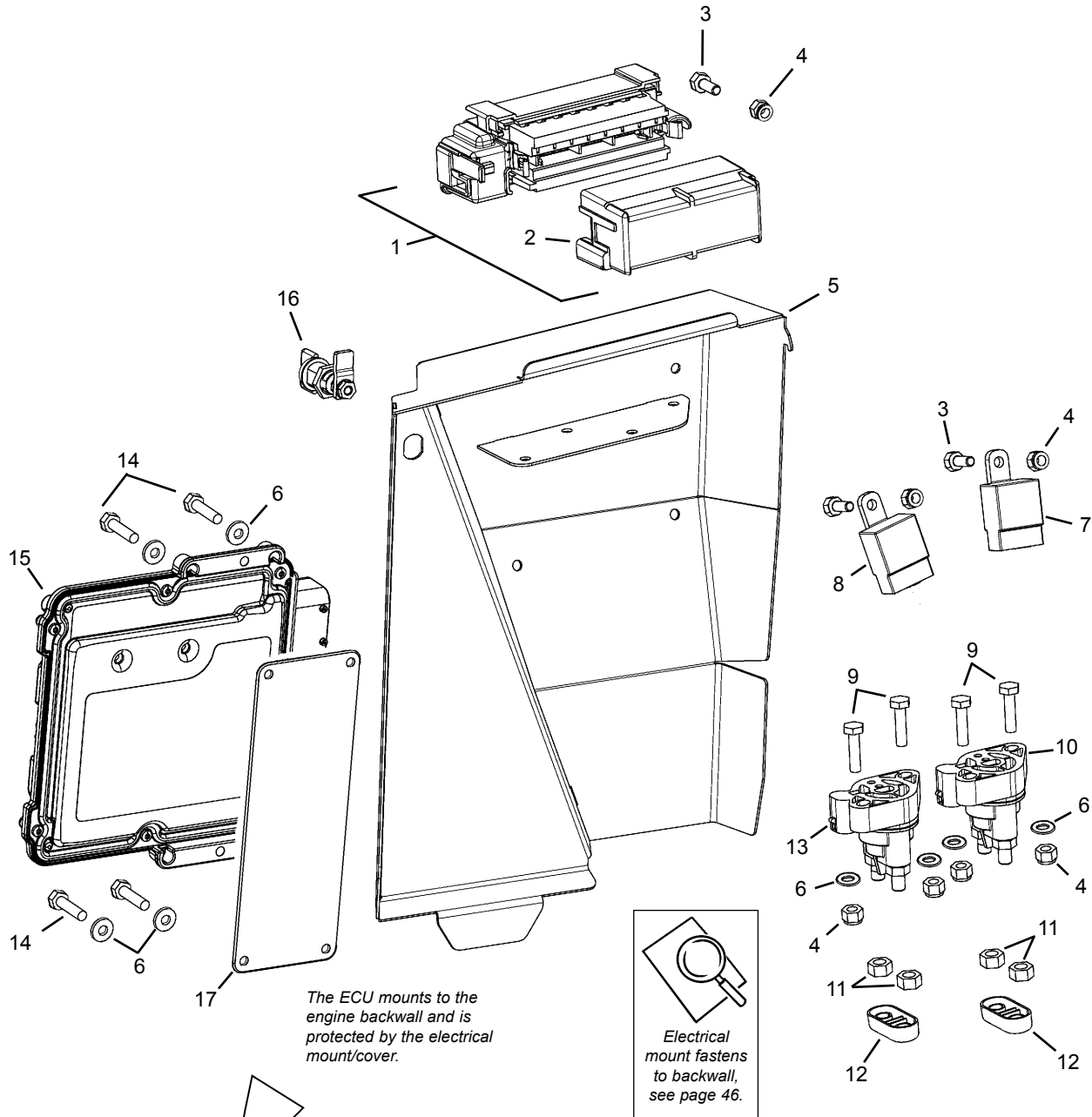


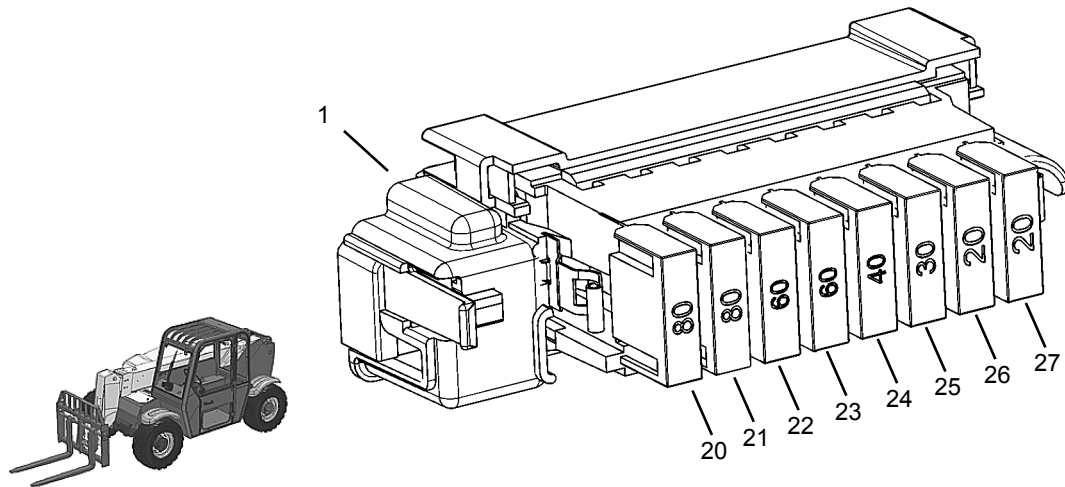
# RS5-19 Telescopic Handler

# Chassis

## Engine Compartment - Front, Rear, and Backwall

Item No.	Part No.	Description	Qty. Req.	Item No.	Part No.	Description	Qty. Req.
01	50380606	BACKWALL, ENGINE COMPART. . .	1	10	067847	HLN INST 3/8 CZY . . . . .	1
02	651087	LW INTERNAL 3/8 AZY . . . . .	1	11	650786	CB 3/8" x 1-1/4" C5ZY . . . . .	1
		<i>(used to insure proper grounding)</i>		12	650486	CS 5/16" x 3/4" C5ZY . . . . .	1
03	654049	FW 3/8 ANZY . . . . .	AR	13	651561	FW 5/16 HT ZY . . . . .	1
04	650490	CS 3/8" x 1" C5ZY . . . . .	AR	14	211043	COOLER MOUNT/BULKHEAD . . . .	1
05	L50253	SHCS 3/8"x 3/4" . . . . .	18	15	076589	CS FL LOCK 3/8"x 1" C5ZY . . . . .	2
06	103843	WHEEL WELL GUARD, FRONT . . .	1	16	210-19470	FLN 5/16" . . . . .	1
07	653098	WING NUT 3/8 ACZY . . . . .	1	17	210879	BRACE, RADIATOR/COOLER . . . .	1
		<i>(used to secure air cleaner assy.)</i>		18	211270	WHEEL WELL BRACKET, REAR . . .	1
08	650488	CS 3/8" x 3/4" C5ZY . . . . .	AR	19	103844	WHEEL WELL GUARD, REAR . . . .	1
09	211269	WHEEL WELL BRACKET, FRONT . .	1				





Additional fuses and relays are on with the cab; see page 10.

Item No.	Part No.	Description	Qty. Req.	Item No.	Part No.	Description	Qty. Req.
01	210988	FUSE BLOCK, W/COVER. . . . .	1	20	242381	MAXI FUSE, 80 AMP . . . . .	1
		<i>(does not include fuses)</i>				<i>(Alternator)</i>	
02	NSS	FUSE BLOCK COVER . . . . .	1	21	242381	MAXI FUSE, 80 AMP . . . . .	1
		<i>(included with item 1)</i>				<i>(Glow Plug)</i>	
03	650512	CS 1/4" x 3/4" . . . . .	3	22	L500225	MAXI FUSE, 60 AMP . . . . .	1
04	071401	HLN INST 1/4 CZY . . . . .	AR			<i>(Chassis Power)</i>	
05	50380609	ELECTRICAL MOUNT/COVER. . . . .	1	23	L500225	MAXI FUSE, 60 AMP . . . . .	1
06	650863	FW 1/4" ANZY . . . . .	6			<i>(Starter)</i>	
07	193206	RELAY, 20A <i>(Regen Interlock)</i> . . . . .	1	24	275873	MAXI FUSE, 40 AMP . . . . .	1
08	193206	RELAY, 20A <i>(EGR Valve)</i> . . . . .	1			<i>(A/C Evaporator)</i>	
09	650007	CS 1/4" x 1" C2 . . . . .	4	25	191331	MAXI FUSE, 30 AMP . . . . .	1
10	193856	SOLENOID <i>(Starter)</i> . . . . .	1			<i>(A/C Condenser)</i>	
11	653007	HN 5/16 C2ZY . . . . .	4	26	191332	MAXI FUSE, 20 AMP . . . . .	1
12	195740	CAP <i>(option; not used on all units)</i> . . . . .	2			<i>(EGR)</i>	
13	193856	SOLENOID <i>(Glow Plug)</i> . . . . .	1	27	191332	MAXI FUSE, 20 AMP . . . . .	1
14	650426	CS 1/4" x 1-1/4" . . . . .	4			<i>(ECU)</i>	
15 <sup>a</sup>	50250370	ECU ASSEMBLY (SERVICE) . . . . .	1				
16	50380941	LATCH, FUSE PANEL. . . . .	1				
17	50381008	SPACER, ECU. . . . .	1				

a



**NOTE:** The ECU is a special order item that requires programming. Please provide the engine model and serial number when placing an order for the ECU. Be aware that due to the programming requirements there may be a delay in obtaining this part.

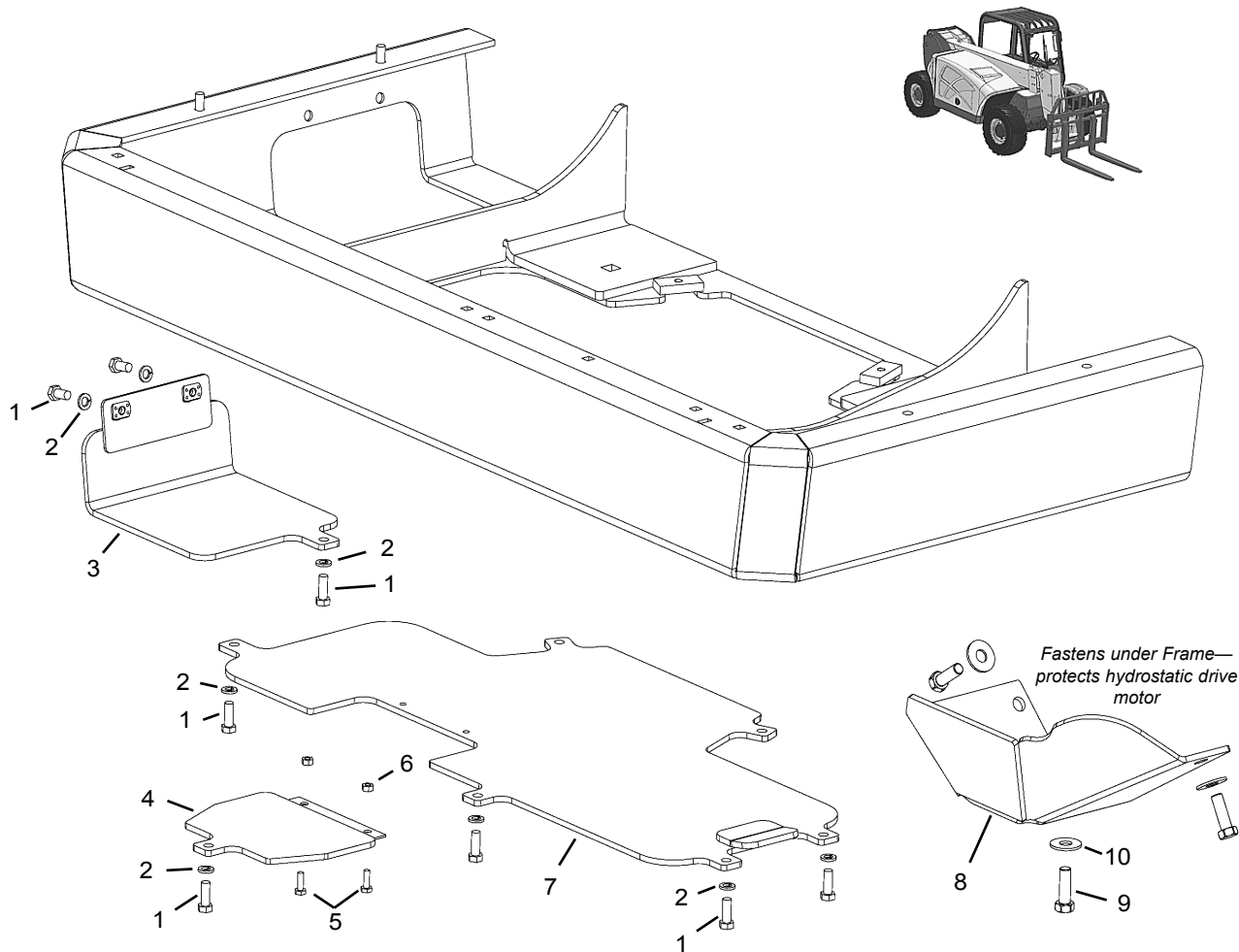


**NOTE:** Refer to the engine parts manual 50960075 for engine sensors and pressure switches. As well as, other item specific to the engine.

# Chassis

# RS5-19 Telescopic Handler

## Engine Compartment - Belly Pan

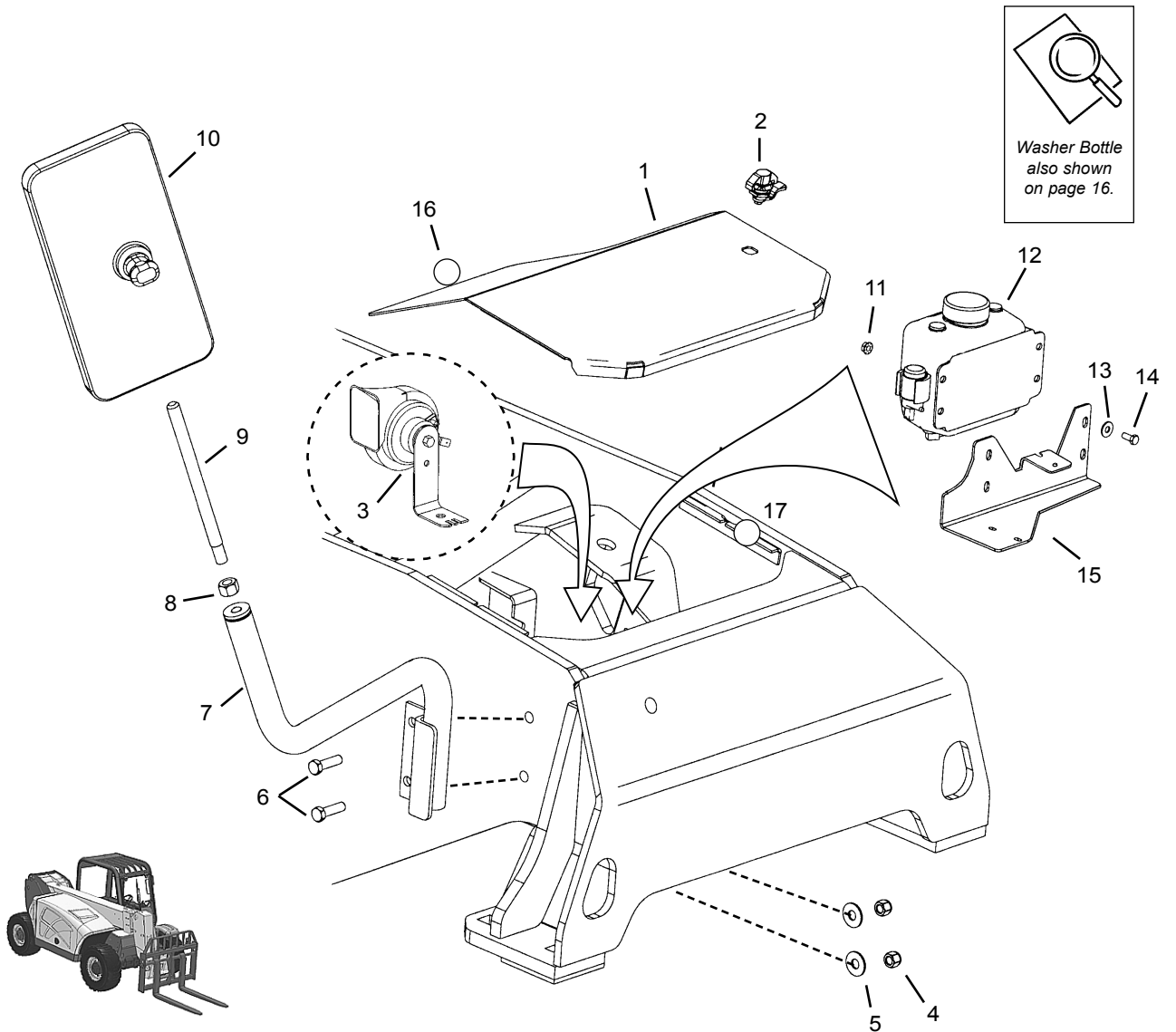


Item No.	Part No.	Description	Qty. Req.	Item No.	Part No.	Description	Qty. Req.
01	650490	CS 3/8"X1" .....	AR	06	L50051	1/4" FLANGE LOCK NUT .....	2
02	654006	FW 3/8" .....	AR	07	105565	BELLY PAN, ENGINE .....	1
03	210822	ACCESS, COMPRESSOR .....	1	08	210514	BELLY PAN, HYDRO. DRIVE .....	1
04	105567	OIL DRAIN COVER.....	1	09	L50599	CS 1/2"-13 x 1-1/2" .....	3
05	650448	1/4"X3/4" BOLT .....	2	10	654009	FW 1/2" .....	3

# RS5-19 Telescopic Handler

# Chassis

## Front Cover, Mirror, and Washer Bottle

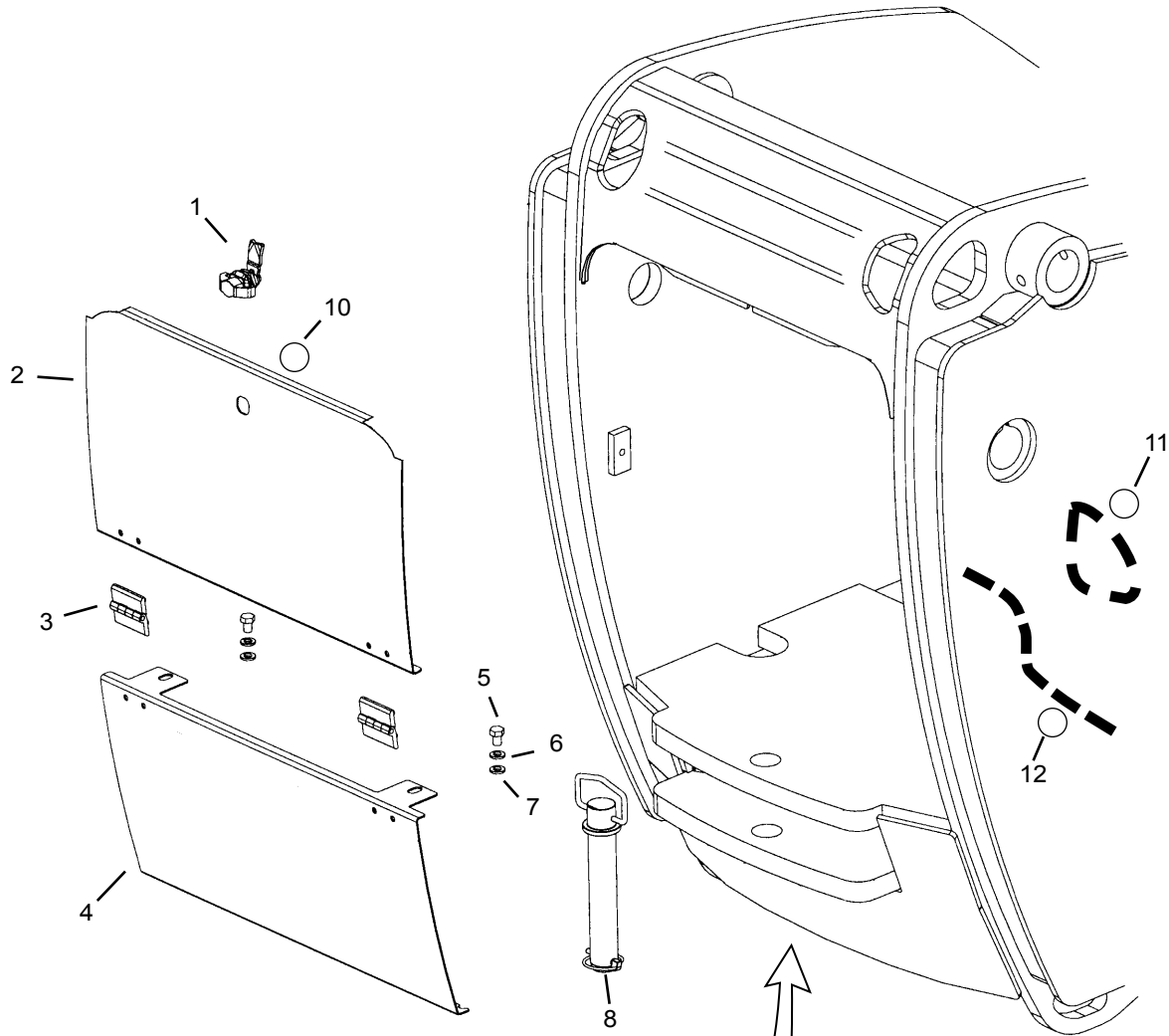


Item No.	Part No.	Description	Qty. Req.	Item No.	Part No.	Description	Qty. Req.
01	104694	FRONT COVER, FRAME . . . . .	1	12a	101495	WASHER BOTTLE, w/PUMPS . . . . .	1
02	104698	LATCH COVER . . . . .	1	13a	654004	5/16" FLAT WASHER . . . . .	AR
03	L41847	HORN, 12VDC . . . . .	1	14a	650486	5/16"X3/4" BOLT . . . . .	AR
	650557	3/8"X1/2" BOLT . . . . .	1	15a	104865	MOUNT, WASHER BOTTLE . . . . .	1
	654006	3/8" FLAT WASHER . . . . .	1	16	105084	TRIM/EDGE 10" . . . . .	1
04	L520019	1/2" NYLON INSERT NUT . . . . .	2	17	105083	TRIM/EDGE 2" . . . . .	4
05	L50151	1/2" FLAT WASHER . . . . .	AR			<b>-- ITEMS NOT SHOWN --</b>	
06	L50286	1/2"X1-3/4" BOLT . . . . .	2	--	102925	HARNES, WASHER BOTTLE . . . . .	1
07	104668	MIRROR MOUNT, RH . . . . .	1	--	103013	TUBING, WASHER (15-1/2 FT.) . . . . .	1
08	L50081	5/8" NUT . . . . .	1				
09	L70345	BAR, MIRROR END . . . . .	1				
10	L70417	MIRROR . . . . .	1				
11	210-19470	LN FL SERR 5/16 CZY . . . . .	AR	a		Used on units with a cab enclosure option.	

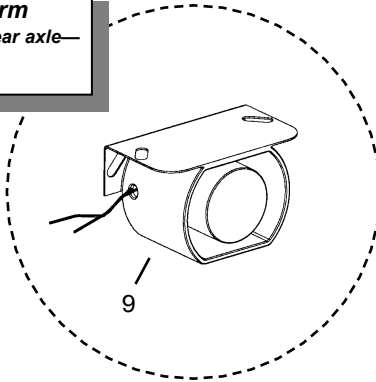
# Chassis

# RS5-19 Telescopic Handler

## Covers - Rear and Back-up Alarm



**Back-up Alarm**  
(Located above the rear axle—  
left side.)



# RS5-19 Telescopic Handler

# Chassis

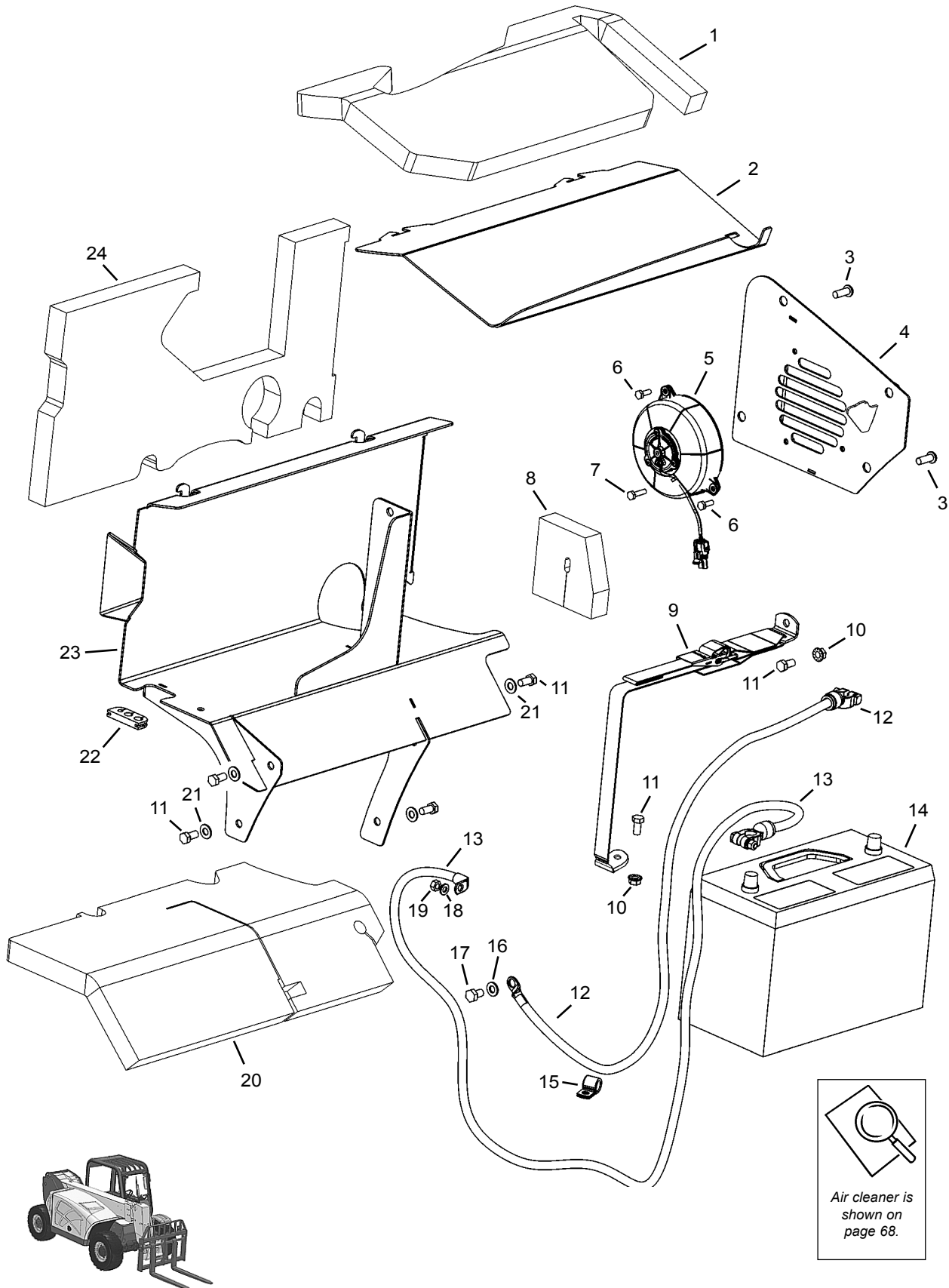
## Covers - Rear and Back-up Alarm

Item No.	Part No.	Description	Qty. Req.	Item No.	Part No.	Description	Qty. Req.
01	103874	FUEL ACCESS LATCH . . . . .	1	09	L70200	BACK-UP ALARM . . . . .	1
02	103870	FUEL TANK ACCESS COVER . . . .	1		650485	5/16"X5/8" BOLT . . . . .	AR
03	103873	HINGE . . . . .	2		654004	5/16" FLAT WASHER . . . . .	AR
	651457	6 MM NYLON INSERT NUT . . . . .	8			<i>(Backup alarm is located on chassis above the rear axle—left side.)</i>	
	656179	6 MM FLAT WASHER . . . . .	8	10	105086	TRIM/EDGE 0.13"X12" . . . . .	1
04	103867	FUEL TANK COVER . . . . .	1			<b>-- HIDDEN FROM VIEW --</b>	
05	L50366	3/8"X1/2" BOLT . . . . .	2			<b>(Attaches to frame to protect hydraulic hoses)</b>	
06	654026	3/8" LOCK WASHER . . . . .	2				
07	654006	3/8" FLAT WASHER . . . . .	2	11	104794	TRIM 3/4"X18.5" . . . . .	1
08	104312	TOW PIN . . . . .	1	12	104796	TRIM 3/4"X14.5" . . . . .	1

# Chassis

# RS5-19 Telescopic Handler

## Battery and Air Intake Group



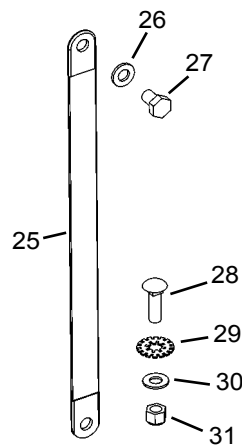


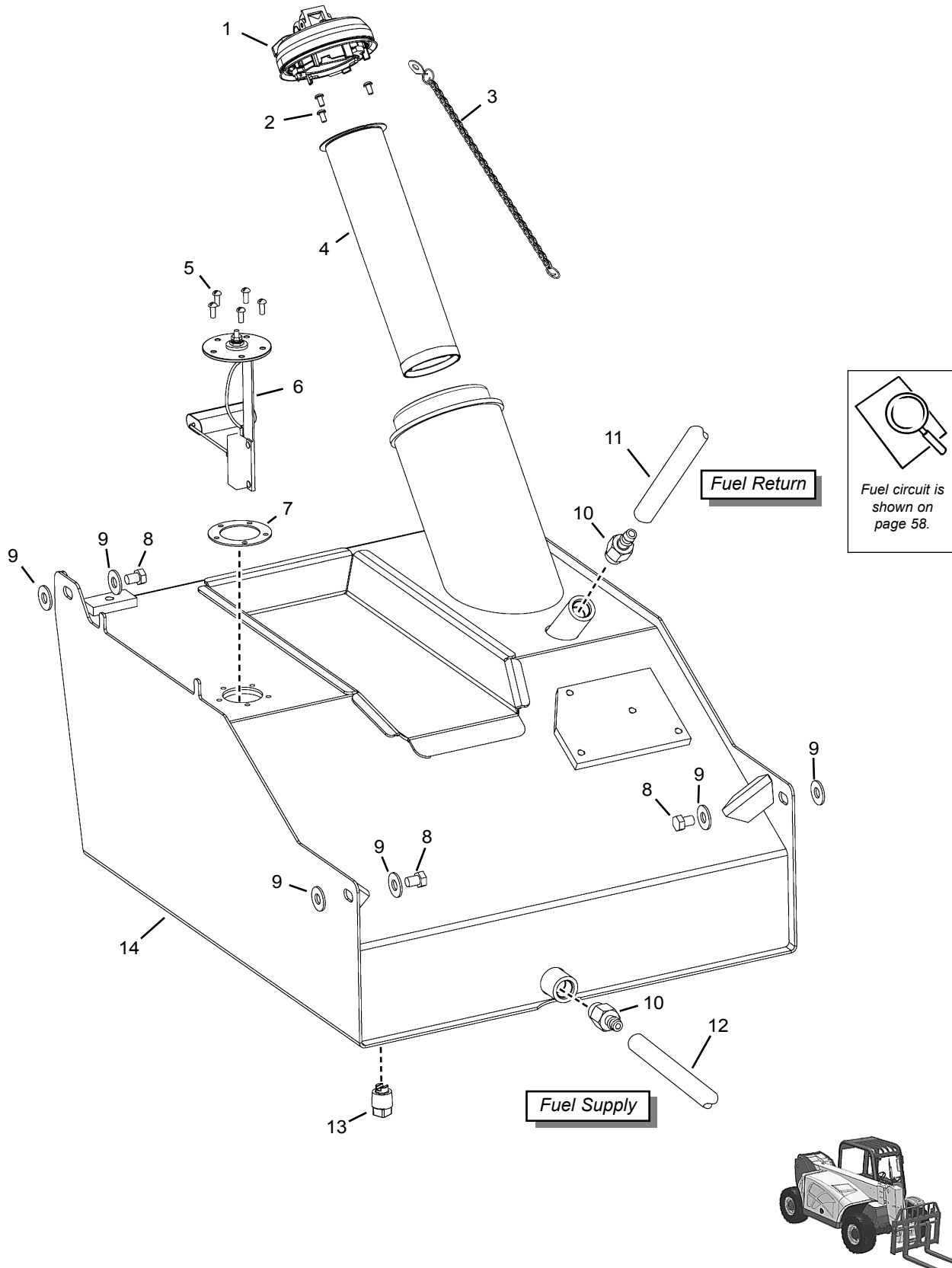
# RS5-19 Telescopic Handler

# Chassis Battery and Air Intake Group

Item No.	Part No.	Description	Qty. Req.	Item No.	Part No.	Description	Qty. Req.
01	50380858	THERMAL MAT, TOP .....	1	17	656090	CS M10-1.5x16 C8.8 ZY .....	1
02	50380760	LID, AIR BOX TOP .....	1	18	656111	FW M8 ZY DIN125 .....	1
03	50657004	BHSCS 3/8" x 1" C8 .....	3	19	656048	HN M8-1.25 C8 ZY .....	1
04	50380766	AIR INLET PANEL .....	1	20	50380860	THERMAL MAT, BOTTOM .....	1
05	50380616	FAN, ELECTRIC PULLER .....	1	21	654049	FW 3/8" ANZY .....	4
06	650512	CS 1/4" x 3/4" .....	2	22	50380179	GROMMET, CABLE SEAL .....	1
07	650007	CS 1/4" x 1" C2 .....	1	23	50380758	AIR BOX .....	1
08	50380861	THERMAL MAT, FIREWALL .....	1	24	50380859	THERMAL MAT, SIDE .....	1
09	50380181	STRAP, BATTERY HOLD-DOWN ..	1	25	L630004	STRAP, GRND 4GA 14" .....	1
10	090666	HN FL SLOC 3/8 CZY .....	2	26	656133	FW M10 ZY DIN125 .....	2
11	650488	CS 3/8 x 3/4 C5ZY .....	6	27	656090	CS M10-1.5x16 C8.8 ZY .....	2
12	50380739	BATTERY CABLE, NEG. ....	1	28	650786	CB 3/8X1-1/4 C5ZY .....	1
13	50380738	BATTERY CABLE, POS. ....	1	29	651087	LW INTERNAL 3/8" AZY .....	1
14	NSS	BATTERY, GR 31 BCI (950 CCA) ..	1	30	654049	FW 3/8 ANZY .....	1
15	128007	CLAMP, VINYL 5/8" .....	1	31	067847	HLN INST 3/8 CZY .....	1
16	656133	FW M10 ZY DIN125 .....	1				

**Ground Strap**  
(Attaches from engine flywheel housing to chassis.)





# RS5-19 Telescopic Handler

# Chassis

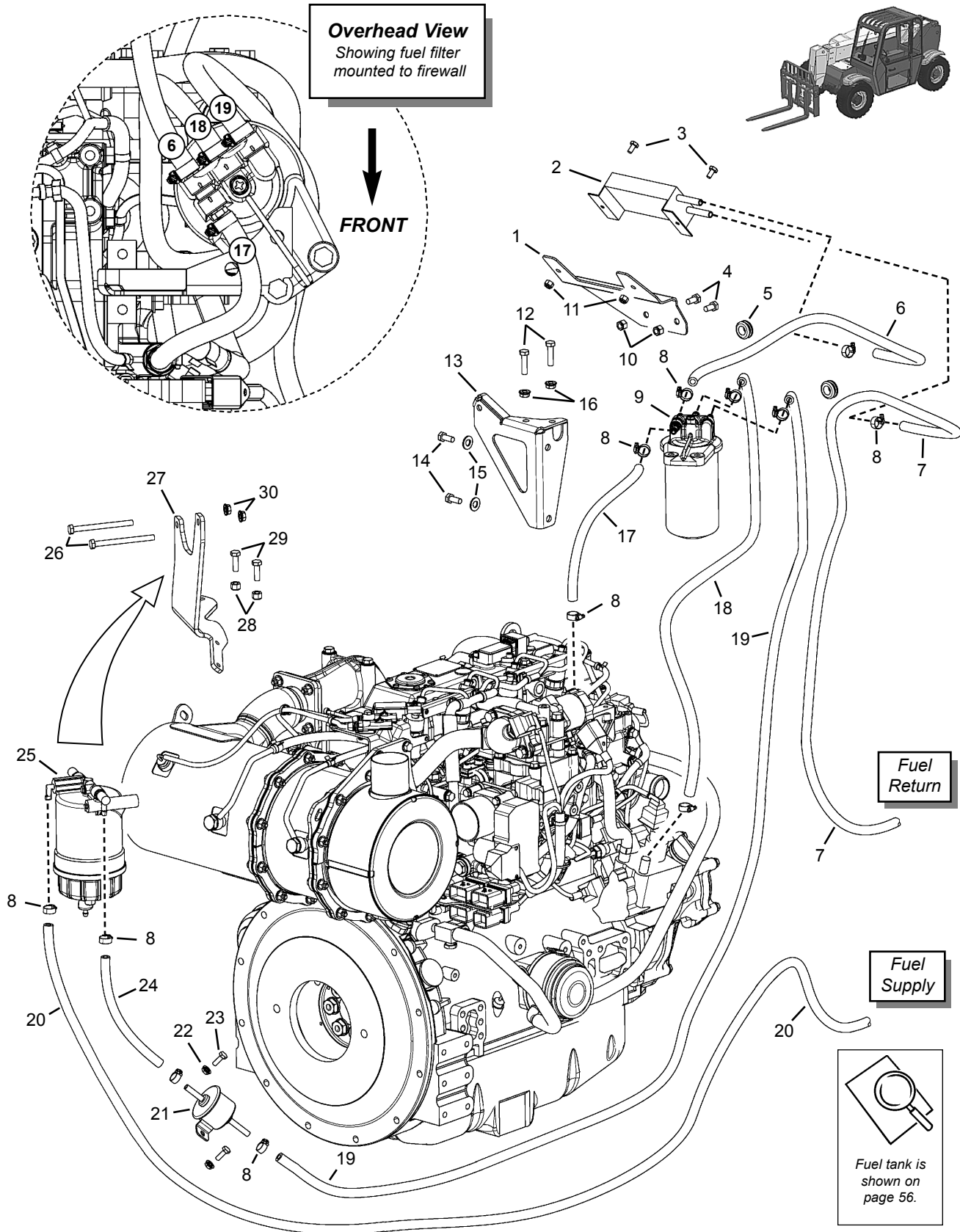
## Fuel Tank

Item No.	Part No.	Description	Qty. Req.	Item No.	Part No.	Description	Qty. Req.
01	210722	CAP, FUEL ( <i>vented</i> ) . . . . .	1	09	654006	FW 3/8 AWZY . . . . .	8
02	50657037	BHSCS #10-24x3.8" C8 OCG . . . . .	3	10	50380689	ST HB05-MORB08 . . . . .	2
03	50380842	TETHER, FUEL CAP . . . . .	1	11	50381006	HOSE, 5/16" x110" ( <i>fuel return</i> ) . . .	1
04	50380804	STRAINER, FUEL TANK . . . . .	1	12	50381003	HOSE, 5/16" x 82" ( <i>fuel supply</i> ) . . .	1
05	650387	RHMS #10-32 x 1/2" . . . . .	5	13	L43221	PLUG, 1/2-14 MAGNETIC BI . . . . .	1
06 <sup>a</sup>	103913	SENDER, FUEL LEVEL . . . . .	1	14	50380807	FUEL TANK . . . . .	1
07	L41854	GASKET, FUEL LEVEL SENDER . . .	1				
08	650557	CS 3/8" x 1/2" C5ZY . . . . .	4	<i>a</i>	<i>Includes gasket item #2</i>		

# Engine

## Fuel Circuit

# RS5-19 Telescopic Handler



# RS5-19 Telescopic Handler

# Engine Fuel Circuit

Item No.	Part No.	Description	Qty. Req.	Item No.	Part No.	Description	Qty. Req.
01	50380993	BRACKET, FUEL COOLER. . . . .	1	19	50352003	HOSE, FUEL 5/16" x 56-1/2". . . . .	1
02	50351523	COOLER, FUEL . . . . .	1	20	50381003	HOSE, FUEL 5/16" x 82" ( <i>supply</i> ).. 1	
03	650542	CS 1/4" x 1/2" C5ZY . . . . .	2	21	186308	FUEL PUMP, ELECTRIC. . . . .	1
04	650485	CS 5/16" x 5/8" C5ZY . . . . .	2	22	650448	CS 1/4"x3/4" C5ZY . . . . .	2
05	103192	GROMMET 0.56 x 0.188 x 0.81 . . . 2		23	L50051	FLN 1/4"-20 ZP . . . . .	2
06	50381005	HOSE, FUEL 5/16" x 30". . . . .	1	24	50381004	HOSE, FUEL 5/16" x 5-1/2". . . . .	1
07	50381006	HOSE, FUEL 5/16" x 110" ( <i>return</i> ) . 1		25 <sup>b</sup>	50351686	FUEL/WATER SEPARATOR ASY.. 1	
08	062023	CLAMP, HOSE #05 M . . . . .	AR		50352550	WATER SEP/FUEL FILTER ONLY . 1	
09 <sup>a</sup>	50250359	FUEL FILTER ASSEMBLY . . . . .	1		50250362	O-RING . . . . .	1
	50352551	FUEL FILTER ONLY . . . . .	1	26	650732	CS 5/16" x 3-3/4" C5ZY. . . . .	2
10	064260	HLN INST 5/16" CZY. . . . .	2	27	50380665	BRACKET, FILTER MOUNT . . . . .	1
11	071401	HLN INST 1/4" CZY. . . . .	2	28	064260	HLN INST 5/16 CZY . . . . .	2
12	650545	CS 5/16"x1-1/4" C5ZY. . . . .	2	29	650487	CS 5/16" x 1" C5ZY. . . . .	2
13	50380135	BRACKET, FUEL FILTER/HOOD . . 1		30	210-19470	LN FL SERR 5/16 CZY . . . . .	2
14	650488	CS 3/8"x3/4" C5ZY . . . . .	2				
15	654006	FW 3/8" AWZY. . . . .	2				
16	210-19470	LN FL SERR 5/16 CZY . . . . .	2				
17	50352010	HOSE, FUEL 5/16" x 12". . . . .	1				
18	50381007	HOSE, FUEL 3/8" x 22". . . . .	1				

- a Includes filter mounting head and spin-on fuel filter.
- b Refer to page 4 for more information.

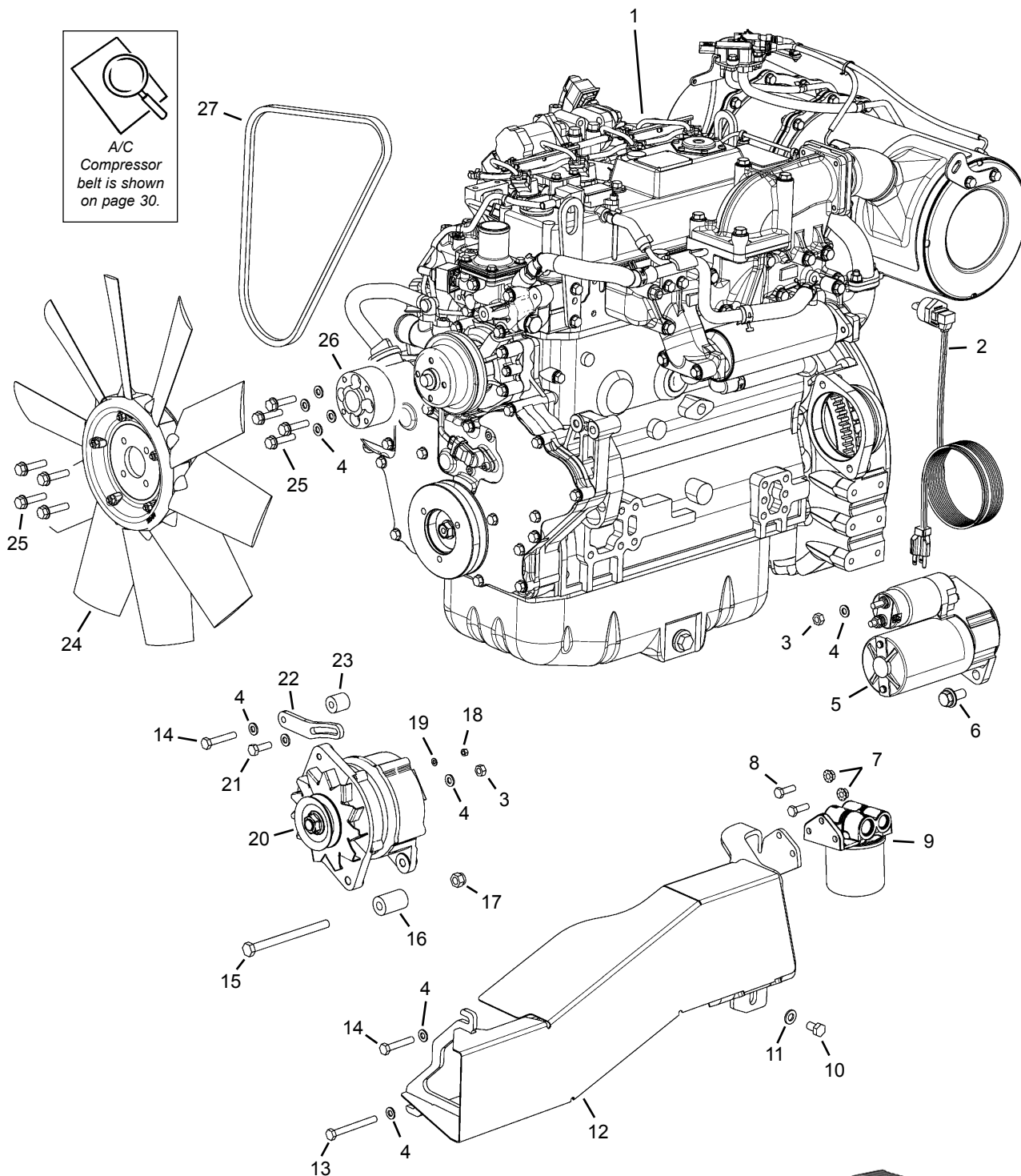


**NOTE:** Refer to engine parts manual 50960075 for more information regarding the fuel system; including the fuel pressure pump, injectors, fuel lines, and other components.

# Engine

# RS5-19 Telescopic Handler

## External Components—Fan, Alternator, Starter, and Block Heater



# RS5-19 Telescopic Handler

# Engine

## External Components—Fan, Alternator, Starter, and Block Heater

Item No.	Part No.	Description	Qty. Req.	Item No.	Part No.	Description	Qty. Req.
01 <sup>a</sup>	50380487	ENGINE, YANMAR . . . . .	1	16	193790	SPACER, ALTERNATOR. . . . .	1
		(Model 4TNV98C-NGT)		17	651448	LN INST M10-1.5 C8 ZY . . . . .	1
02	121480	BLOCK HEATER, ENGINE (option). 1		18	656100	HN M5-0.8 C8 ZY DIN934. . . . .	1
03	656048	HN M8-1.25 C8 ZY DIN934. . . . .	1	19	651809	FW M5 ZY DIN125 . . . . .	1
04	656111	FW M8 ZY DIN125. . . . .	AR	20	194165	ALTERNATOR, 95AMP. . . . .	1
05	194316	STARTER, 12V 3KW. . . . .	1	21	656105	CS M8-1.25x25 C8.8 ZY. . . . .	1
06	188748	CS M12 x 25 . . . . .	2	22	210897	ADJUSTER, ALTERNATOR . . . . .	1
07	210-19470	FLN 5/16". . . . .	201	23	193572	SPACER, ALTERNATOR. . . . .	1
08	650487	CS 5/16 x 1 C5ZY . . . . .	1	24	50380056	FAN, SUCKER 19" 3H. . . . .	1
09	193971	REMOTE FILTER HEAD (only). . . . .	1	25	651720	CS FL M8-1.25x35 C8.8 . . . . .	8
	195568	FILTER, ENGINE OIL (only) . . . . .	1	26	105601	SPACER, FAN . . . . .	1
10	656090	CS M10-1.5x16 C8.8 ZY. . . . .	1	27	210861	V-BELT 42" . . . . .	1
11	656133	FW M10 ZY . . . . .	1				
12	50381000	STARTER AIR PLENUM. . . . .	1				
13	651617	CS M8-1.25x75 C8.8. . . . .	1				
14	656154	CS M8-1.25x45 C8.8 DIN931 . . . . .	2				
15	656173	CS M10-1.5x130 C8.8 ZY. . . . .	1				

a Includes items 5 and 6; does not include any other items shown in the illustration—they must be ordered separately.


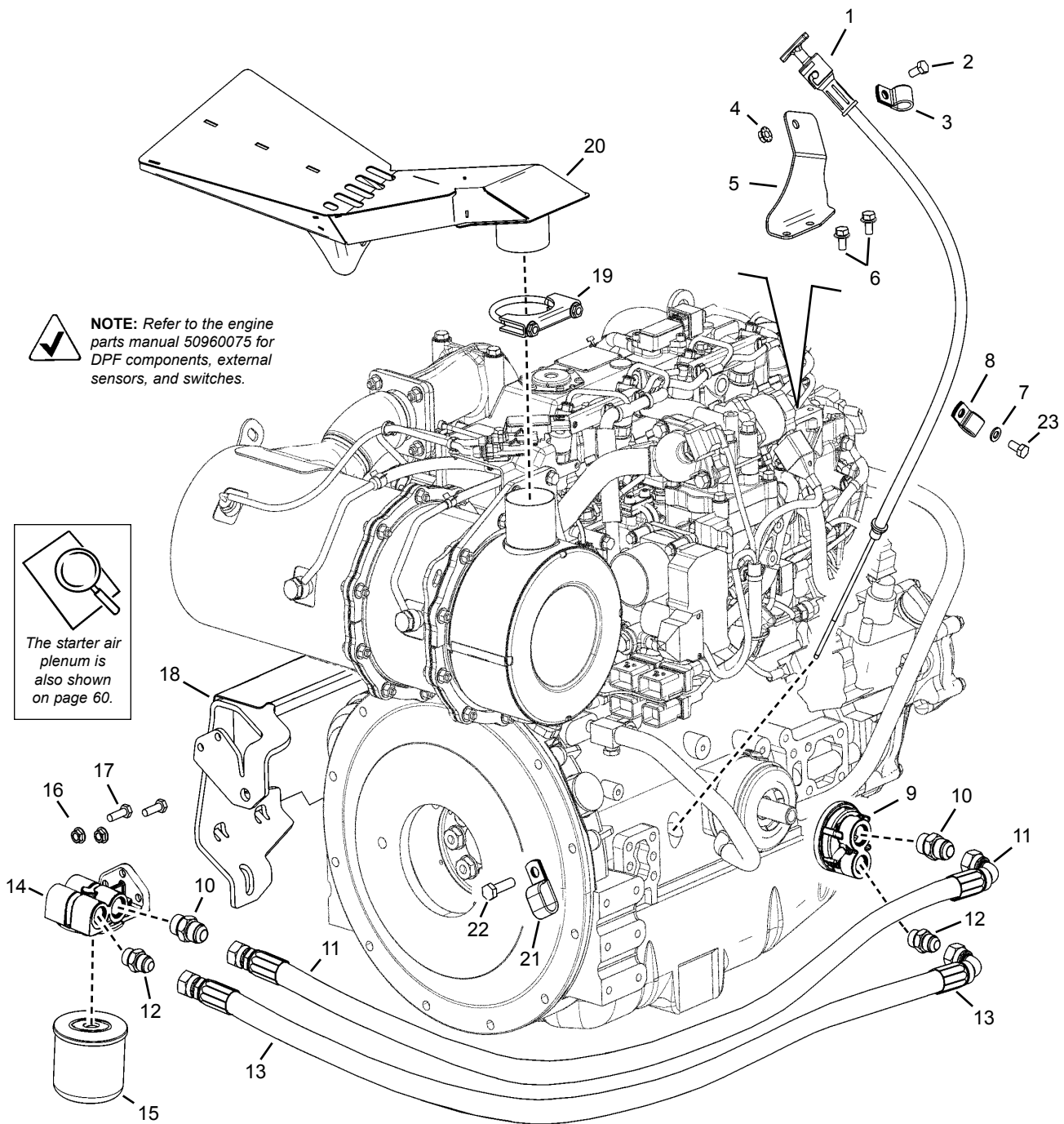


**NOTE:** Refer to engine parts manual 50960075 for more information including sensors, switches, DPF components, and additional parts.

# Engine

# RS5-19 Telescopic Handler

## External Components—Oil Filter, Dipstick, and Exhaust





# RS5-19 Telescopic Handler

# Engine

## External Components—Oil Filter, Dipstick, and Exhaust

Item No.	Part No.	Description	Qty. Req.	Item No.	Part No.	Description	Qty. Req.
01	244465	DIPSTICK ASSEMBLY	1	12	054626	ST MJ08-MORB08	2
02	650485	CS 5/16" x 5/8" C5ZY	1	13	50380248	HOSE, REMOTE OIL -8	1
03	097859	CLAMP, VINYL 0.69 x 0.41	1	14	193971	FILTER MOUNT ( <i>head</i> )	1
04	210-19470	FLN 5/16"	1	15	195568	FILTER, ENGINE OIL	1
05	50380995	BRACKET, DIPSTICK MOUNT	1	16	210-19470	FLN 5/16"	2
06	176652	CS FLH M8-1.25x12 8.8 ZY	2	17	650487	CS 5/16"x1" C5ZY	2
07	656111	FW M8 ZY DIN125	AR	18	50381000	AIR PLENUM	1
08 <sup>a</sup>	128007	CLAMP, VINYL 5/8"x7/16"	2	19	127428	CLAMP, MUFFLER 2-1/2"	1
09	194068	OIL FILTER ADAPTER	1	20	50380654	EXHAUST OUTLET	1
	191651	O-RING 2-1/2" x 1/8" ( <i>not shown</i> )	1	21	194166	CLAMP, VINYL 0.62 x 0.44	1
10	072580	ST MJ10-MORB10	2	22 <sup>a</sup>	656009	CS M10-1.5x35 ZY	1
11	50380247	HOSE, REMOTE OIL -10	1	23	656093	CS M8-1.25x16 C8.8 ZY DIN933	AR

<sup>a</sup> Used to retain wire harness.




**NOTE:** Refer to engine parts manual 50960075 for more information including sensors, switches, DPF components, and additional parts.

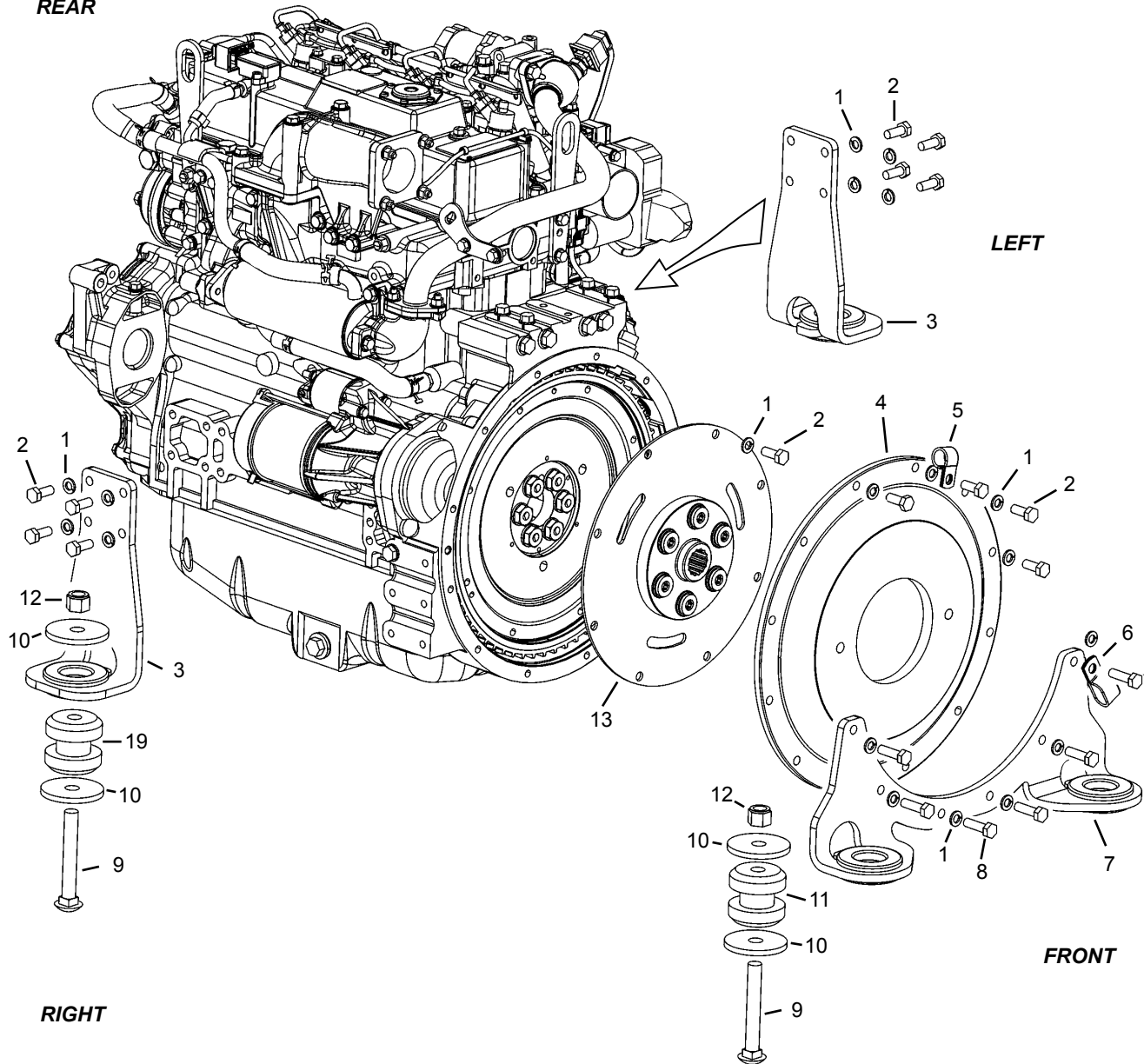
# Engine

# RS5-19 Telescopic Handler

## Engine Mounts and Flex Plate



REAR



# RS5-19 Telescopic Handler

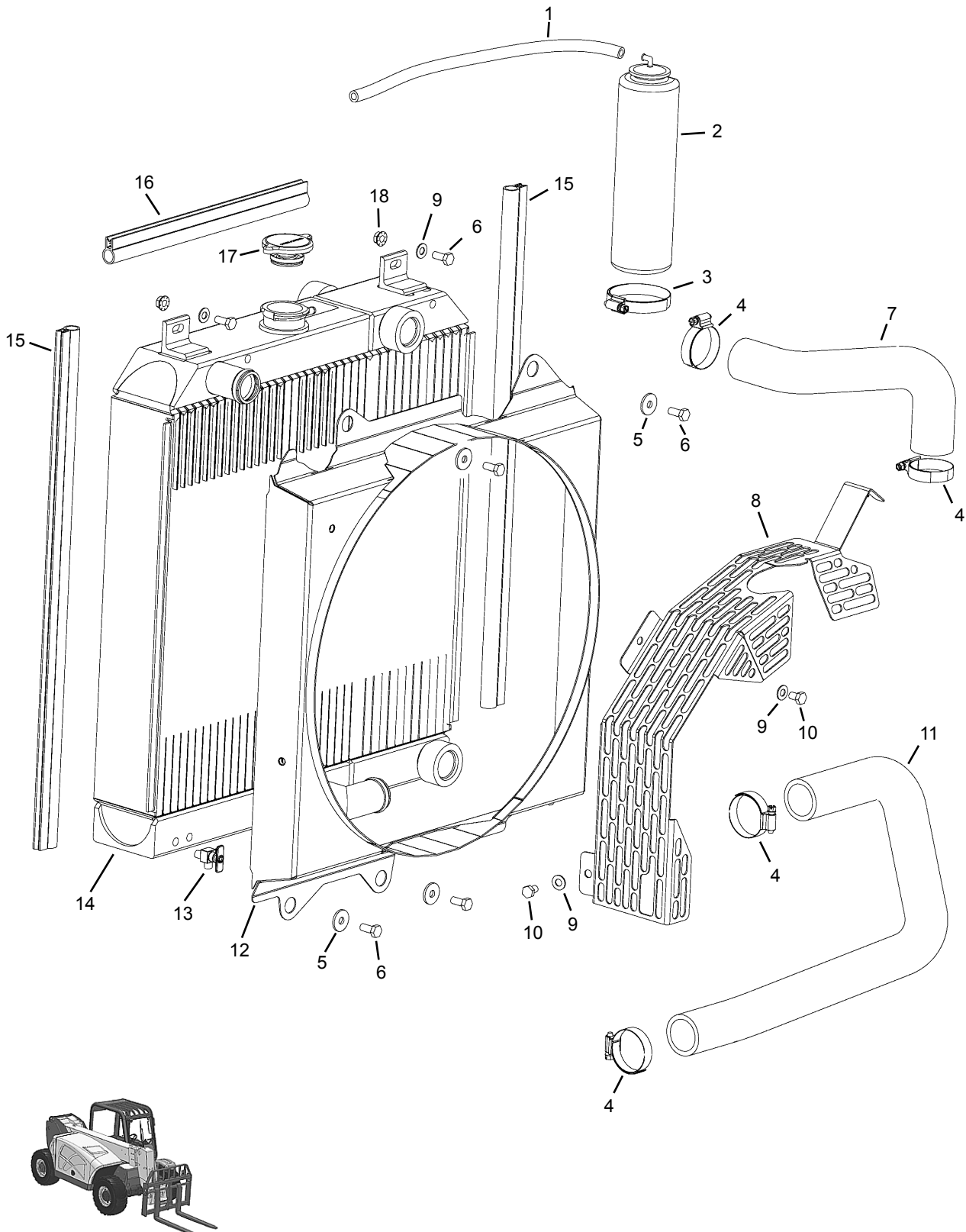
# Engine

## Engine Mounts and Flex Plate

Item No.	Part No.	Description	Qty. Req.	Item No.	Part No.	Description	Qty. Req.
01	656103	M10 LOCK WASHER .....	28	08	656009	M10-1.5X35 C8.8 BOLT .....	6
02	656007	M10-1.5X25 C8.8 BOLT .....	20	09	651656	5/8"X4-1/2" CARRIAGE BOLT.....	4
03	210869	MOUNT, ENGINE (REAR).....	2	10	135427	WASHER, SNUBBING .....	8
04	105521	ADAPTER PLATE .....	1	11	189640	ISOLATOR (FRONT).....	2
05	136226	CLAMP, VINYL 3/4" .....	1	12	067823	HLN INST 5/8" CZY.....	4
06	194166	CLAMP, VINYL 5/8".....	1	13	105520	FLEX PLATE .....	1
07	210862	MOUNT, ENGINE (FRONT) .....	1				



**NOTE:** Refer to engine parts manual 50960075 for more information including the flywheel, seals, and other engine components.



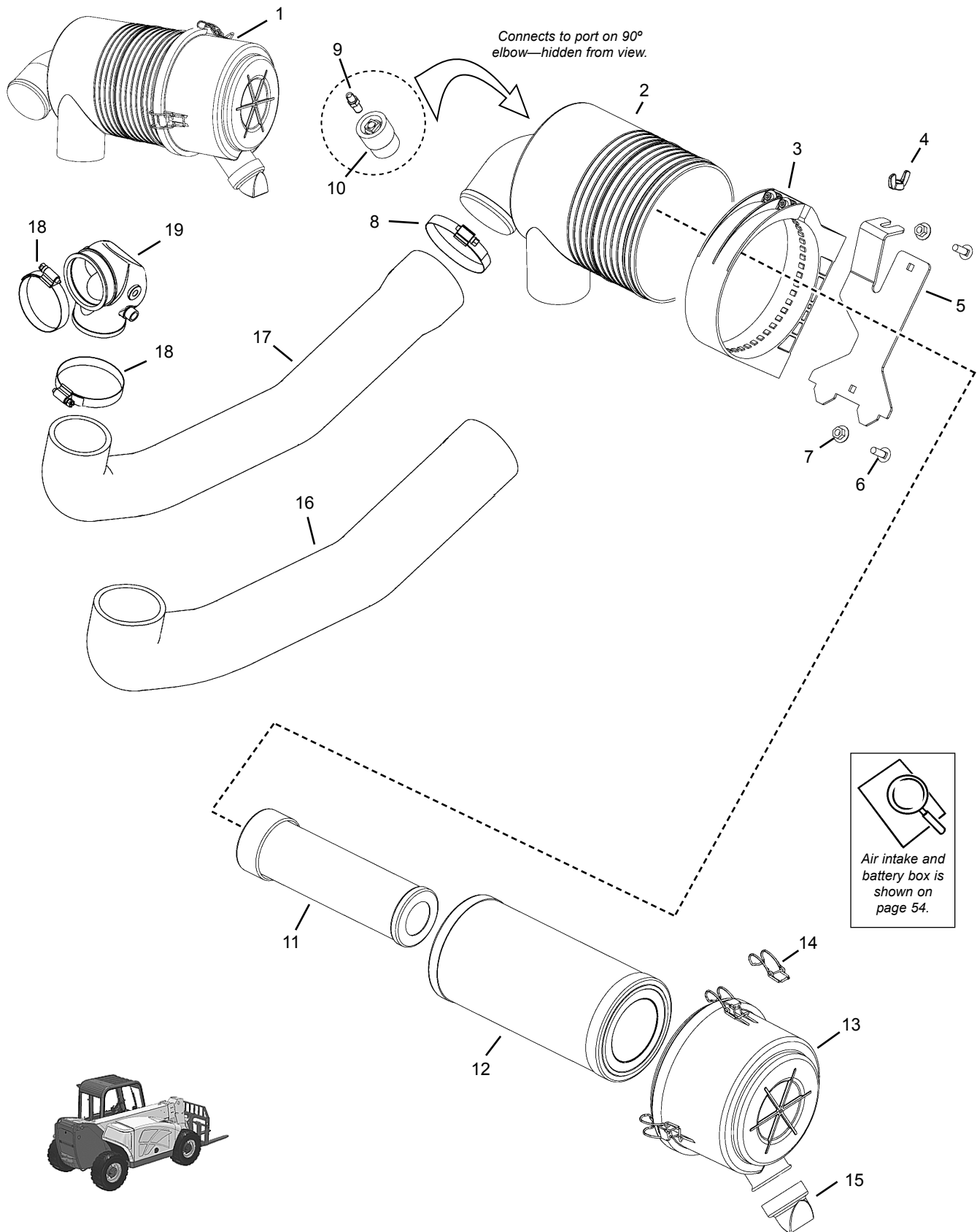
# RS5-19 Telescopic Handler

# Engine Radiator

Item No.	Part No.	Description	Qty. Req.	Item No.	Part No.	Description	Qty. Req.
01	081841	HOSE, 5/16" x 16" . . . . .	1	10	650484	CS 5/16" x 1/2" C5ZY . . . . .	2
02	190845	BOTTLE, OVERFLOW . . . . .	1	11	210886	HOSE, RADIATOR ( <i>lower</i> ) . . . . .	1
03	187581	CLAMP, HOSE #44 . . . . .	1	12	211301	FAN SHROUD . . . . .	1
04	061946	CLAMP, HOSE #24 . . . . .	4	13	50220154	DRAIN, 1/4" NPT 90° . . . . .	1
05	065538	FW 11/32 ZY . . . . .	4	14	211194	RADIATOR/COOLER ASSY. . . . .	1
06	650486	CS 5/16" x 3/4" C5ZY . . . . .	6	15	50380215	BULB-SEAL 0.72 x 24-3/4" . . . . .	2
07	210885	HOSE, RADIATOR ( <i>upper</i> ) . . . . .	1	16	50380216	BULB-SEAL 0.72 x 13-7/16" . . . . .	1
08	211056	FAN GUARD . . . . .	1	17	50220155	RADIATOR CAP, 14 LBS. . . . .	1
09	654004	FW 5/16" . . . . .	4	18	210-19470	FLANGE LOCK NUT 5/16"-18 . . . . .	2

# Engine Air Cleaner Group

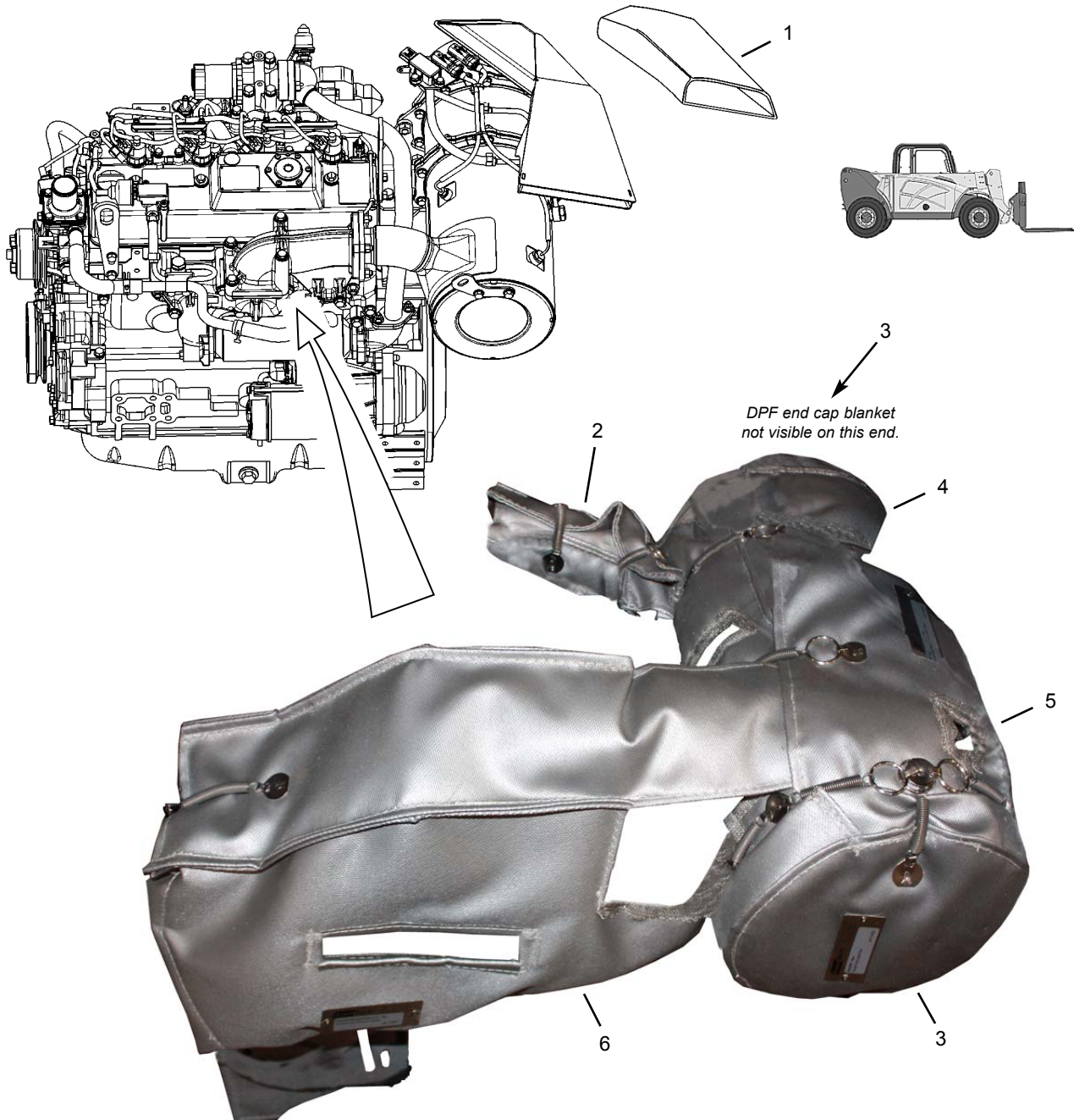
# RS5-19 Telescopic Handler



# RS5-19 Telescopic Handler

# Engine Air Cleaner Group

Item No.	Part No.	Description	Qty. Req.	Item No.	Part No.	Description	Qty. Req.
01	103594	AIR CLEANER ASSEMBLY . . . . .	1	09	104235	COUPLING, AIR RESTRICTOR . . .	1
		<i>(includes items 2 and 11-15; does not include item #3)</i>		10	096252	AIR RESTRICTOR INDICATOR . . .	1
02	NSS	HOUSING . . . . .	1	11	104047	PRIMARY AIR FILTER . . . . .	1
03	103595	CLAMP, AIR CLEANER MOUNT. . .	1	12	104046	SECONDARY AIR FILTER . . . . .	1
04	653098	WING NUT 3/8-16 ACZY. . . . .	1	13	NSS	END CAP <i>(includes item #14)</i> . . . . .	1
05	211225	BRACKET, AIR CLEANER . . . . .	1	14	L99933	LATCH <i>(included with #13)</i> . . . . .	3
06	651065	CB SN 5/16" x 1" C5ZY. . . . .	2	15	420-35019	EVACUATOR VALVE. . . . .	1
07	650518	HN LG FL 5/16 C2ZY . . . . .	2	16	50380773	BLANKET, AIR INTAKE HOSE . . . .	1
08	087849	CLAMP, HOSE #52 . . . . .	1	17	50380605	HOSE, AIR INTAKE. . . . .	1
				18	L66877	CLAMP, HOSE (#44). . . . .	1





# RS5-19 Telescopic Handler

# Engine Heat Insulation

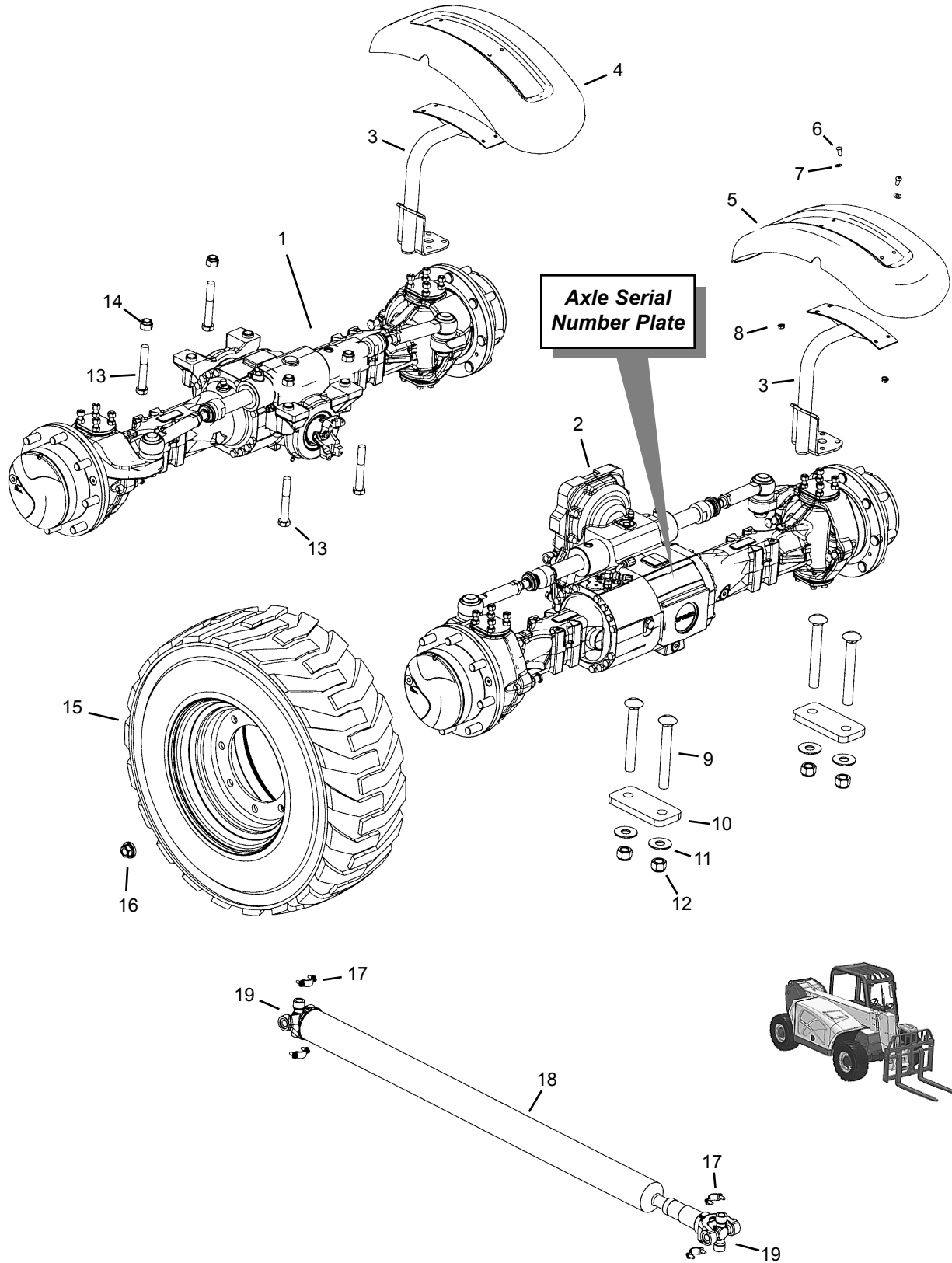
---

Item No.	Part No.	Description	Qty. Req.
01	50380969	BLANKET, EXHAUST OUTLET . . .	1
02	50380968	BLANKET, EGR PIPE . . . . .	1
03	50380967	BLANKET, DPF END CAP . . . . .	2
04	50380966	BLANKET, DPF INNER . . . . .	1
05	50380965	BLANKET, DPF OUTER . . . . .	1
06	50380964	BLANKET, EXHAUST MANIFOLD .	1

# Axles

# RS5-19 Telescopic Handler

## Mounts, Wheels, Fenders and Driveshaft



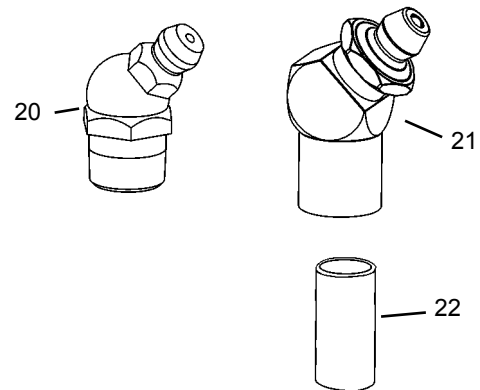
# RS5-19 Telescopic Handler

# Axles

## Mounts, Wheels, Fenders and Driveshaft

Item No.	Part No.	Description	Qty. Req.	Item No.	Part No.	Description	Qty. Req.
01	103917	AXLE, REAR (221/83) . . . . .	1	17	103919	U-JOINT STRAP KIT . . . . .	1
02	103916	AXLE, FRONT (603/211/69) . . . . .	1			<i>(includes 4 straps and 8 bolts)</i>	
03 <sup>a</sup>	104075	FENDER MOUNT . . . . .	AR	18	103918	DRIVESHAFT . . . . .	1
04 <sup>a</sup>	104683	FENDER, REAR . . . . .	1			<i>(includes item 19)</i>	
05	104682	FENDER, FRONT . . . . .	1	19	104684	U-JOINT . . . . .	2
06	L50253	3/8"X3/4" BUTTON HD BOLT . . . . .	AR			<i>(included with item 18)</i>	
07	654006	3/8" FLAT WASHER . . . . .	AR				
08	090666	3/8" FLANGE LOCK NUT . . . . .	AR				
09	651677	1"X8" CARRIAGE BOLT GR8 . . . . .	4			<b><i>(Grease zerks for steering case - pivot)</i></b>	
10	104230	AXLE MOUNT PLATE . . . . .	2	20	L10466	ZERK, 1/8"NPTM 45° . . . . .	7
11	651151	1" FLAT WASHER . . . . .	AR	21 <sup>b</sup>	104745	ZERK, 1/8"NPTF 45° . . . . .	1
12	102781	1" LOCK NUT / CLASS C . . . . .	AR	22 <sup>b</sup>	660068	NIPPLE/CLOSE PIPE 1/8" . . . . .	1
13	651543	M20-2.5X130 BOLT . . . . .	4				
14	L50201	M20-2.5 LOCK NUT . . . . .	4				
15	103553	16.5x9.75 WHEEL <i>(rim only)</i> . . . . .	1				
		<i>(purchase tires locally)</i>					
15c	210134	12X16.5 SOLID TIRE/WHEEL SET	4				
16	L69734	M22-1.5 WHEEL NUT . . . . .	AR				

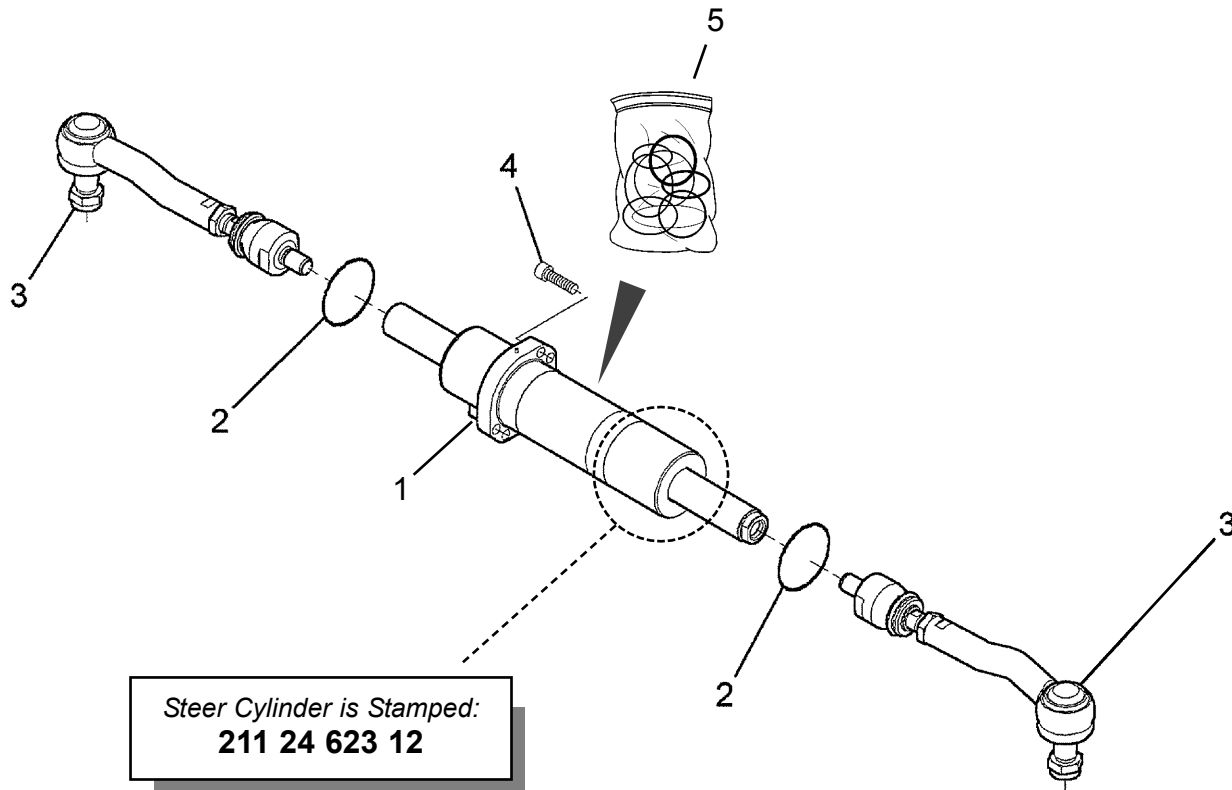
- a Rear fender and rear mount are optional.
- b Used instead of L10466 zerk where fender mounts are being used.
- c When ordering, specify right or left side.



# Axles

# RS5-19 Telescopic Handler

## Front and Rear Axle - Steer Cylinders and Tie Rods

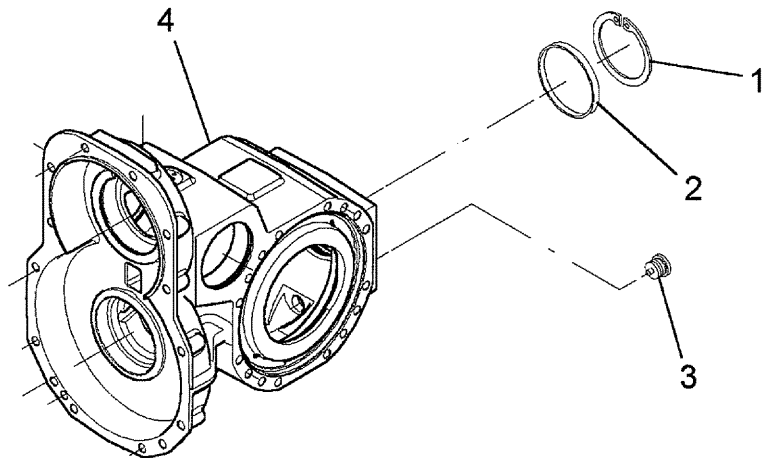


**Steer Cylinder is Stamped:  
211 24 623 12**



**NOTE:** Quantities shown are for one cylinder—the machine uses two cylinders.

Item No.	Part No.	Description	Qty. Req.	Item No.	Part No.	Description	Qty. Req.
01	104542	STEER CYLINDER . . . . .	1	05	106158	SEAL KIT . . . . . (Cylinder Stamped 211.24.623.12)	1
02	104486	RING . . . . .	2			<b>-- ITEMS NOT SHOWN --</b>	
03	104543	ARTICULATED TIE ROD . . . . .	2	--	100011	ADAP, M18ORM -8JICM STR. . . . . (Connects steering hydraulic hoses to the steer cylinder.)	4
04	104503	CYLINDER BOLT . . . . .	4				

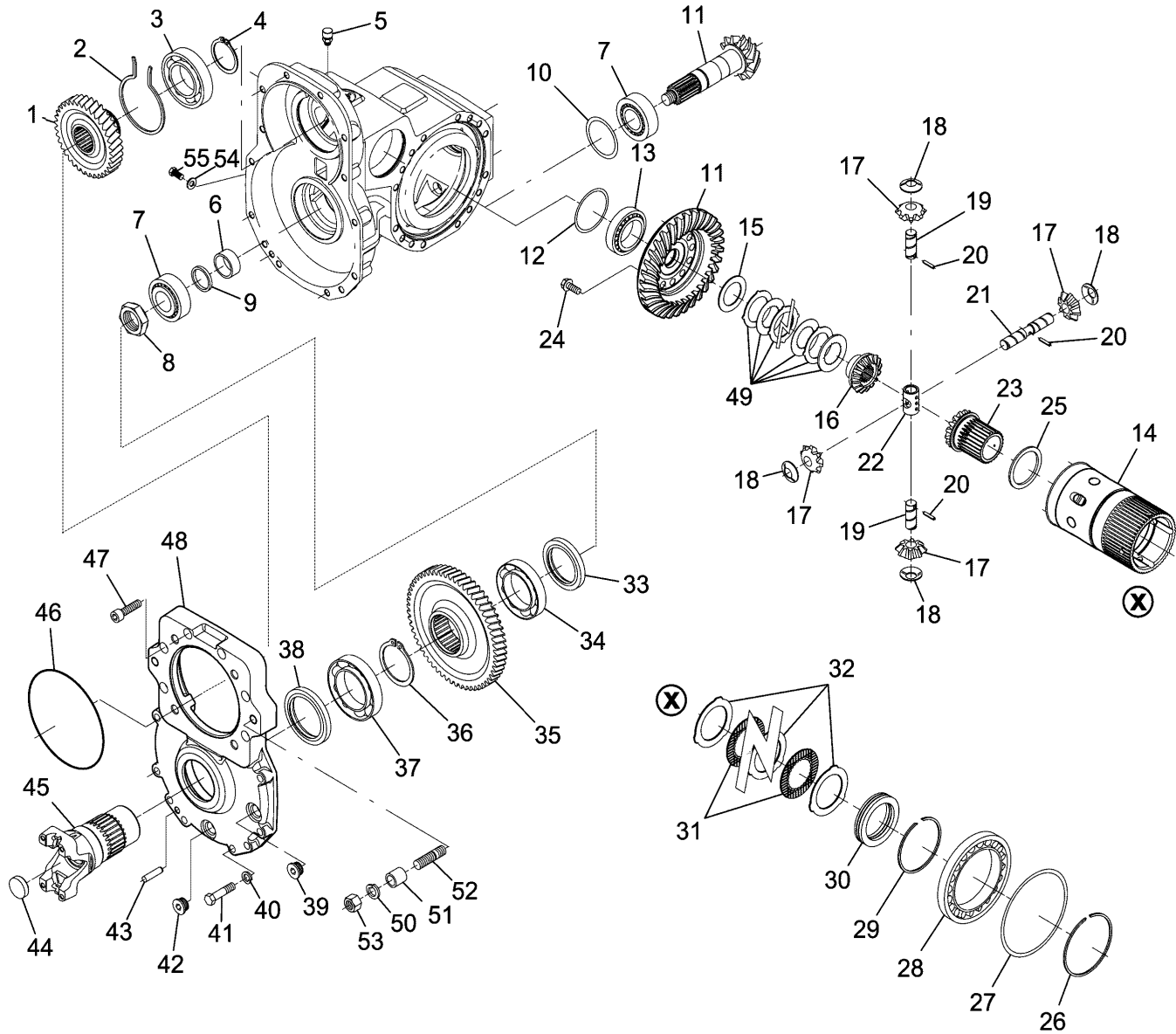


Item No.	Part No.	Description	Qty. Req.	Item No.	Part No.	Description	Qty. Req.
01	L98373	SNAP RING .....	1	03	104569	MAGNETIC PLUG.....	1
02	104518	PLUG.....	1	04	104573	HOUSING .....	1

# Axles

## Front Axle - Differential

# RS5-19 Telescopic Handler



# RS5-19 Telescopic Handler

# Axles

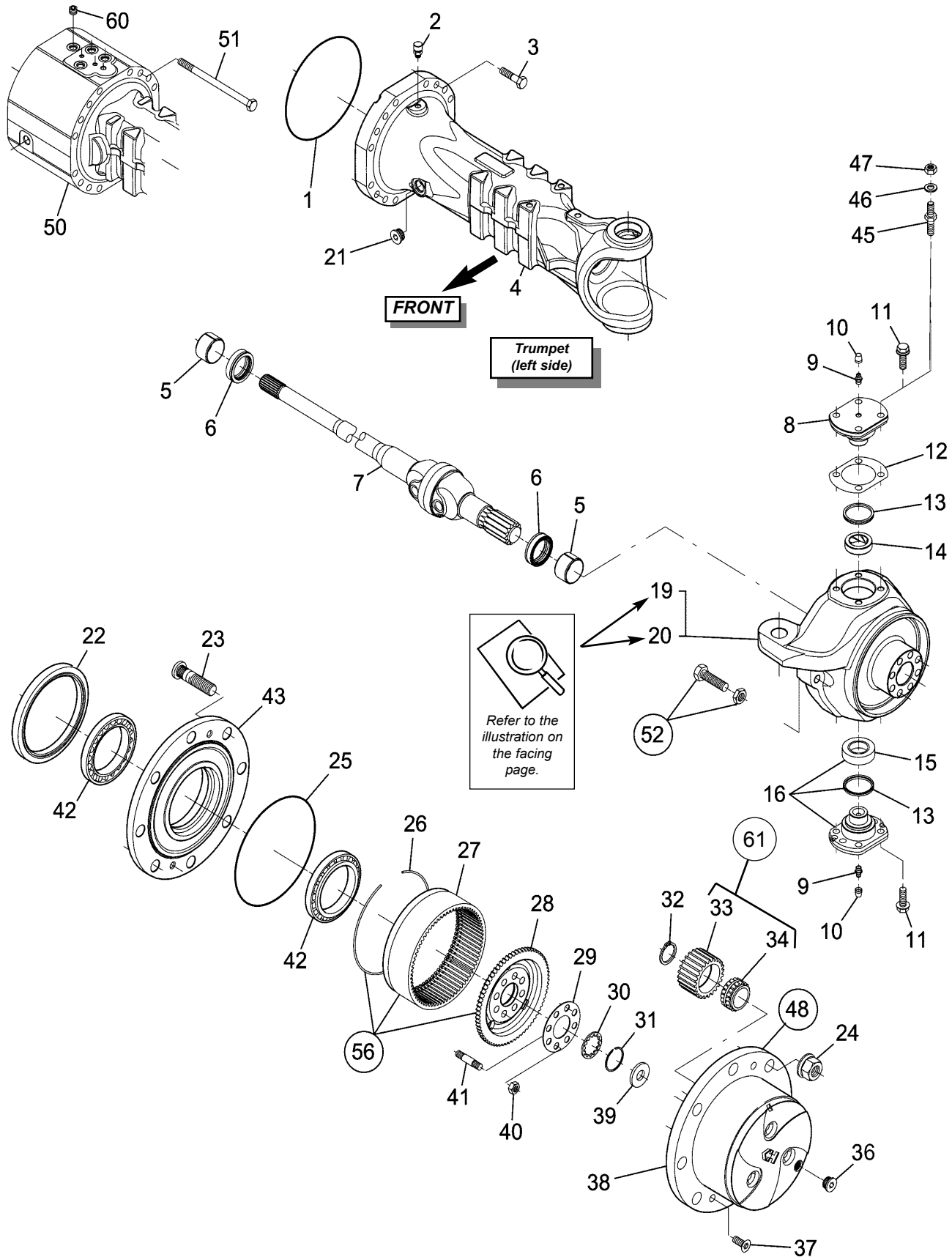
## *Front Axle - Differential*

Item No.	Part No.	Description	Qty. Req.	Item No.	Part No.	Description	Qty. Req.
01	104651	GEAR.....	1	26	104596	SNAP RING.....	1
02	104654	SNAP RING.....	1	27	50220670	SHIM KIT.....	1
03	104601	BEARING.....	1	28	104604	BEARING.....	1
04	104593	SNAP RING.....	1	29	104598	SNAP RING.....	1
05	50220030	VENT.....	1	30	104605	BEARING.....	1
06	104509	SPACER.....	1	31	104629	CLUTCH DISC.....	7
07	104489	BEARING.....	2	32	104583	INTERMEDIATE CLUTCH DISC...	8
08	104649	RING NUT.....	1	33	104584	SEAL.....	1
09	50220667	SHIM KIT.....	1	34	104602	BALL BEARING.....	1
10	50220668	SHIM KIT.....	1	35	104652	GEAR.....	1
11	104646	BEVEL GEAR SET.....	1	36	104594	SNAP RING.....	1
12	50220669	SHIM KIT.....	1	37	104603	BEARING.....	1
13	104488	TAPER ROLLER BEARING.....	1	38	104585	SEAL.....	1
14	105982	DIFFERENTIAL CARRIER.....	1	39	104568	PLUG.....	1
15	104522	FRICTION WASHER.....	1	40	104606	SPRING WASHER.....	8
16	105558	DIFFERENTIAL SIDE GEAR.....	1	41	104618	BOLT.....	8
17	105255	DIFFERENTIAL PINION.....	4	42	104569	MAGNETIC PLUG.....	1
18	104523	FRICTION WASHER.....	4	43	104615	DOWEL.....	1
19	105985	PIN.....	2	44	104617	PLUG.....	1
20	104500	DOWEL.....	3	45	104648	FLANGE.....	1
21	105984	PIN.....	1	46	104591	O-RING.....	1
22	104506	SHAFT RETAINER.....	1	47	104503	BOLT.....	6
23	105559	DIFFERENTIAL SIDE GEAR.....	1	48	104653	COVER.....	1
24	104505	BOLT.....	12	49	104630	CLUTCH DISC.....	1
25	104624	FRICTION WASHER.....	1				

# Axles

# RS5-19 Telescopic Handler

## Front Axle - Reduction Hub

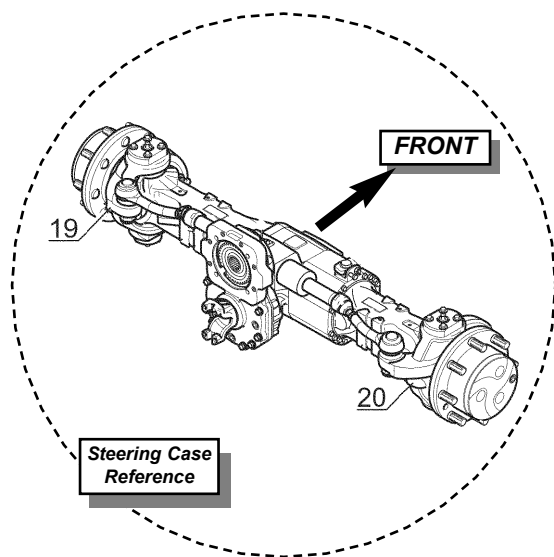




## Front Axle - Reduction Hub

Item No.	Part No.	Description	Qty. Req.	Item No.	Part No.	Description	Qty. Req.
01	104484	O-RING .....	2	34	104642	BEARING.....	6
02	50220030	VENT .....	1	36	102575	PLUG.....	2
03	104502	BOLT .....	16	37	104504	BOLT .....	4
04	104539	AXLE CASE.....	1	38	104516	PLANET GEAR CARRIER .....	2
05 <sup>e</sup>	216181	THRUST BUSHING.....	2	39	104515	FRICTION WASHER.....	2
06	104537	SEAL .....	4	40	104491	NUT .....	16
07	104540	UNIVERSAL JOINT .....	2	41	104511	STUD.....	16
08	104529	PIVOT PIN.....	2	42	106872	BEARING.....	4
09	L98355	GREASE FITTING.....	4	43	104528	WHEEL HUB.....	2
10	104570	PLUG.....	4	45	50220056	STUD.....	8
11	L500467	BOLT .....	20	46	102583	WASHER.....	8
12	50220671	SHIM KIT.....	1	47	102587	NUT.....	8
13	104536	SEAL .....	2	48 <sup>b</sup>	106126	PLANET GEAR CARRIER .....	2
14	104544	BUSHING .....	2	50	104650	AXLE CASE.....	1
15	104549	BUSHING/BEARING.....	2	51	104619	BOLT .....	16
16	104541	PIVOT PIN.....	2	52 <sup>c</sup>	104546	STEERING ADJUST BOLT.....	4
19 <sup>a</sup>	50220676	STEERING CASE (includes #5) ...	1	56 <sup>d</sup>	106127	RING GEAR SUPPORT .....	2
20 <sup>a</sup>	50220677	STEERING CASE (includes #5) ...	1	60	50220674	PLUG.....	1
21	104568	PLUG.....	1	61 <sup>f</sup>	50220675	PLANET GEAR ASSEMBLY .....	6
22	104517	SEAL .....	2				
23	104572	WHEEL STUD.....	16				
25	104485	O-RING .....	2				
26	L500519	SNAP RING.....	2				
27	L500509	RING GEAR .....	2				
28	104510	RING GEAR SUPPORT .....	2				
29	104512	LOCKING PLATE .....	2				
30	104538	RING .....	2				
31	104487	SNAP RING.....	2				
32	104600	SNAP RING.....	6				
33	104641	PLANET GEAR.....	6				

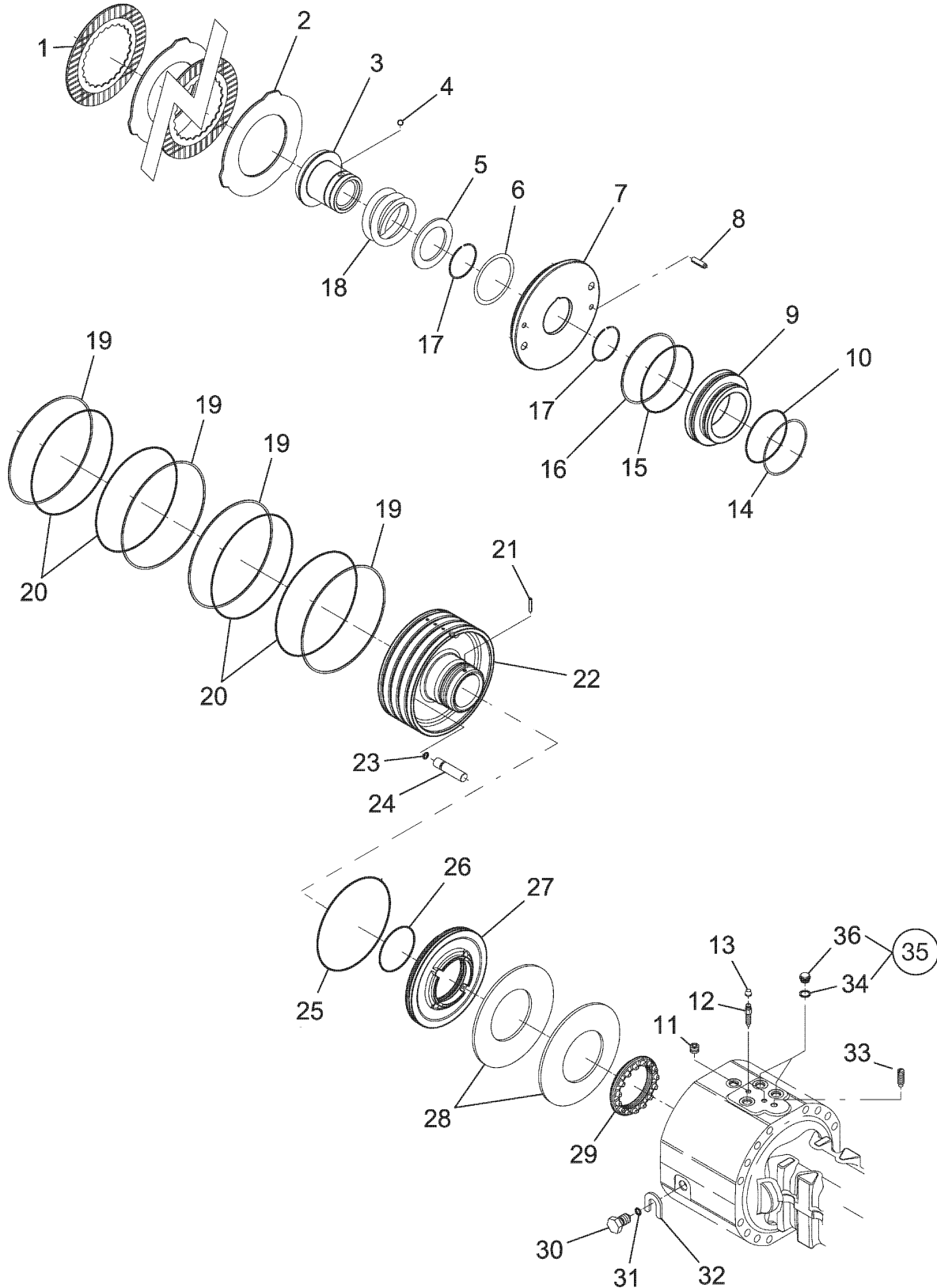
- a Refer to the upper illustration on the facing page before ordering parts; be sure to note the direction of forward travel when determining correct parts. Includes one of item #5 thrust bushing, already pressed into the steering case.
- b Includes items 32, 33, 34, 38 and 39.
- c Includes adjusting bolt and jam nut.
- d Includes items 26 - 28.
- e Included with items 19 and 20.
- f Includes items 33 and 34.



# Axles

## Front Axle - Brakes

# RS5-19 Telescopic Handler



# RS5-19 Telescopic Handler

## Axles Front Axle - Brakes


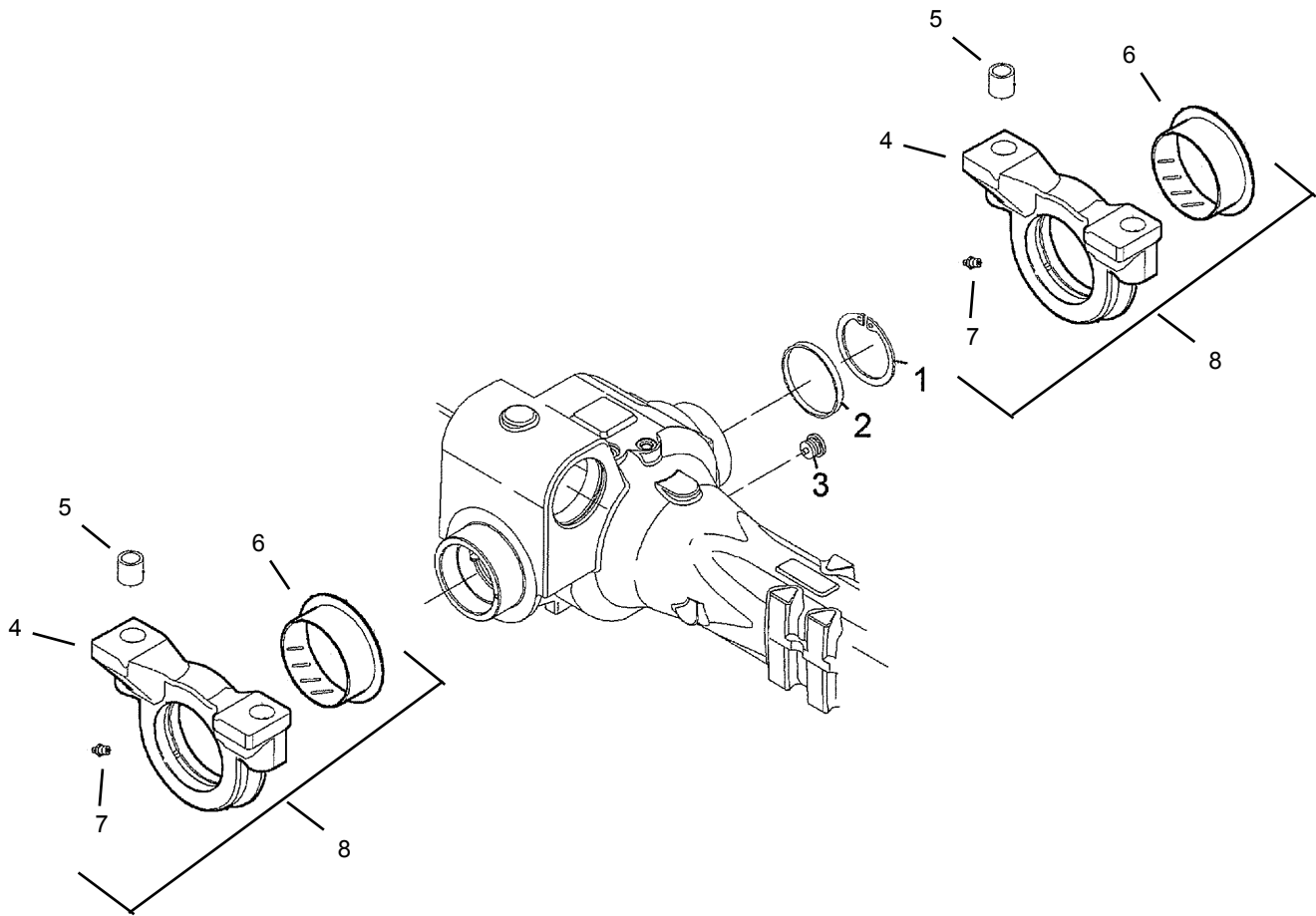
Item No.	Part No.	Description	Qty. Req.	Item No.	Part No.	Description	Qty. Req.
01	104643	BRAKE DISC.....	6	20	104588	O-RING.....	4
02	104632	INTERMEDIATE BRAKE DISC....	6	21	104500	DOWEL.....	1
03	210390	BUSHING.....	1	22	104631	PISTON.....	1
04	104608	DETENTE BALL.....	1	23	104589	O-RING.....	3
05	210389	SPACER.....	1	24	104636	PIN.....	3
06	50220678	SHIM KIT.....	1	25	104587	O-RING.....	1
07	105983	INTERMEDIATE BRAKE DISC....	1	26	104592	O-RING.....	1
08	104616	ROLL PIN.....	2	27	50220685	PISTON.....	1
09	104635	PISTON.....	1	28	104656	SPRING.....	2
10	104586	O-RING.....	1	29	104640	RING NUT.....	1
11	50220674	PLUG.....	1	30	104638	BOLT.....	2
12	104655	BLEED SCREW.....	2	31	104590	O-RING.....	2
13	104570	PLUG.....	2	32	104639	SPACER.....	2
14	104633	BACK-UP RING.....	1	33	104620	BOLT.....	1
15	104657	O-RING.....	1	34	50220679	SEAL WASHER.....	2
16	104658	BACK-UP RING.....	1	35 <sup>a</sup>	50220068	PLUG ASSEMBLY.....	2
17	104597	SNAP RING.....	2	36	50220680	PLUG.....	2
18	104628	SPRING.....	1				
19	104647	BACK-UP RING.....	4				

*a Includes items 34 and 36.*

# Axles

# RS5-19 Telescopic Handler

## Rear Axle - Central Housing



# RS5-19 Telescopic Handler

# Axles


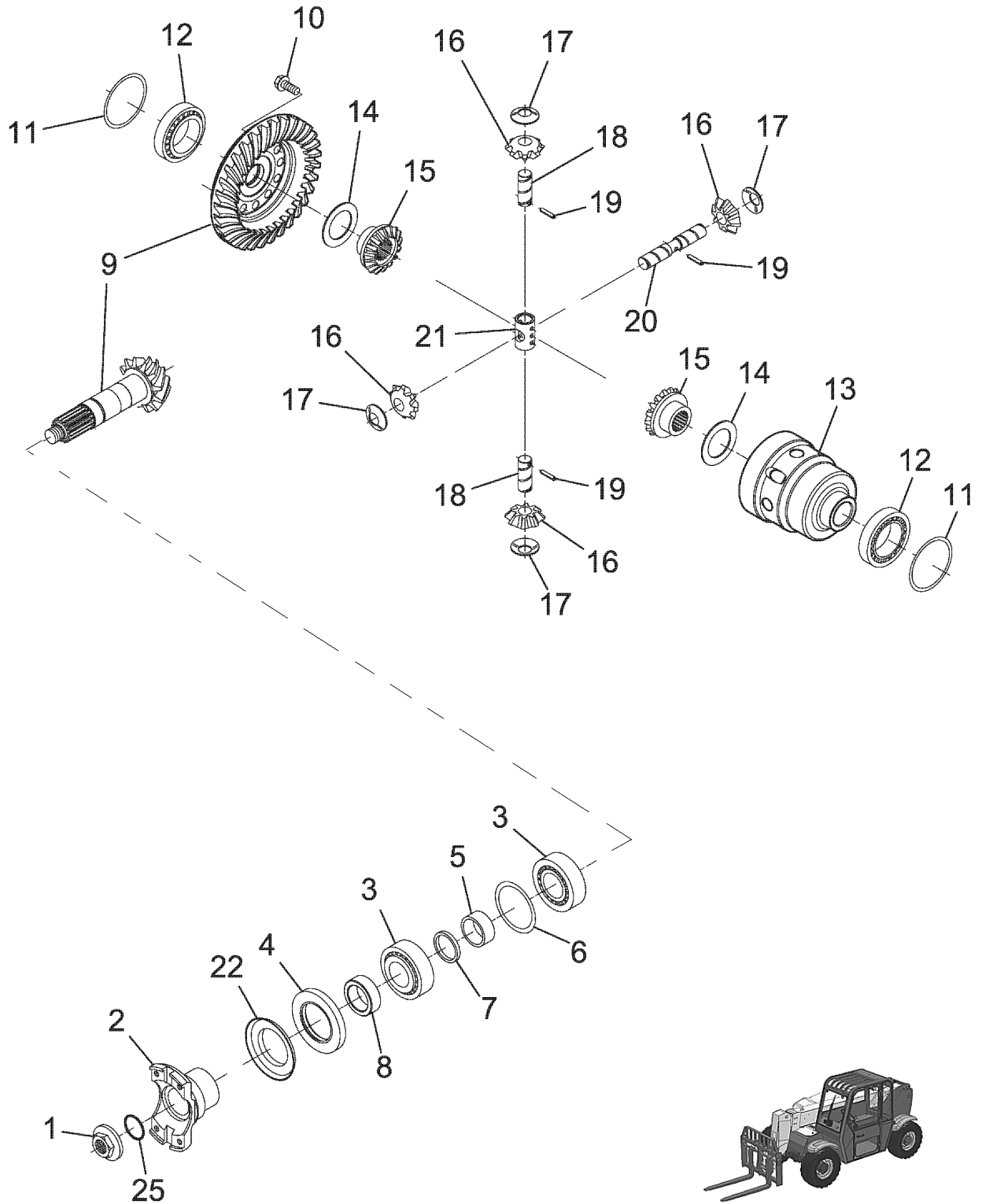
## Rear Axle - Central Housing

Item No.	Part No.	Description	Qty. Req.	Item No.	Part No.	Description	Qty. Req.
01	L98373	SNAP RING.....	1	05	L500542	REDUCTION BUSHING.....	4
02	104518	PLUG.....	1	06	104551	THRUST BUSHING.....	2
03	104569	MAGNETIC PLUG.....	1	07	L98355	GREASE FITTING.....	2
04	104550	SUPPORT.....	2	08	104552	SUPPORT ( <i>complete as shown</i> )...	2

# Axles

# RS5-19 Telescopic Handler

## Rear Axle - Differential



# RS5-19 Telescopic Handler

# Axles

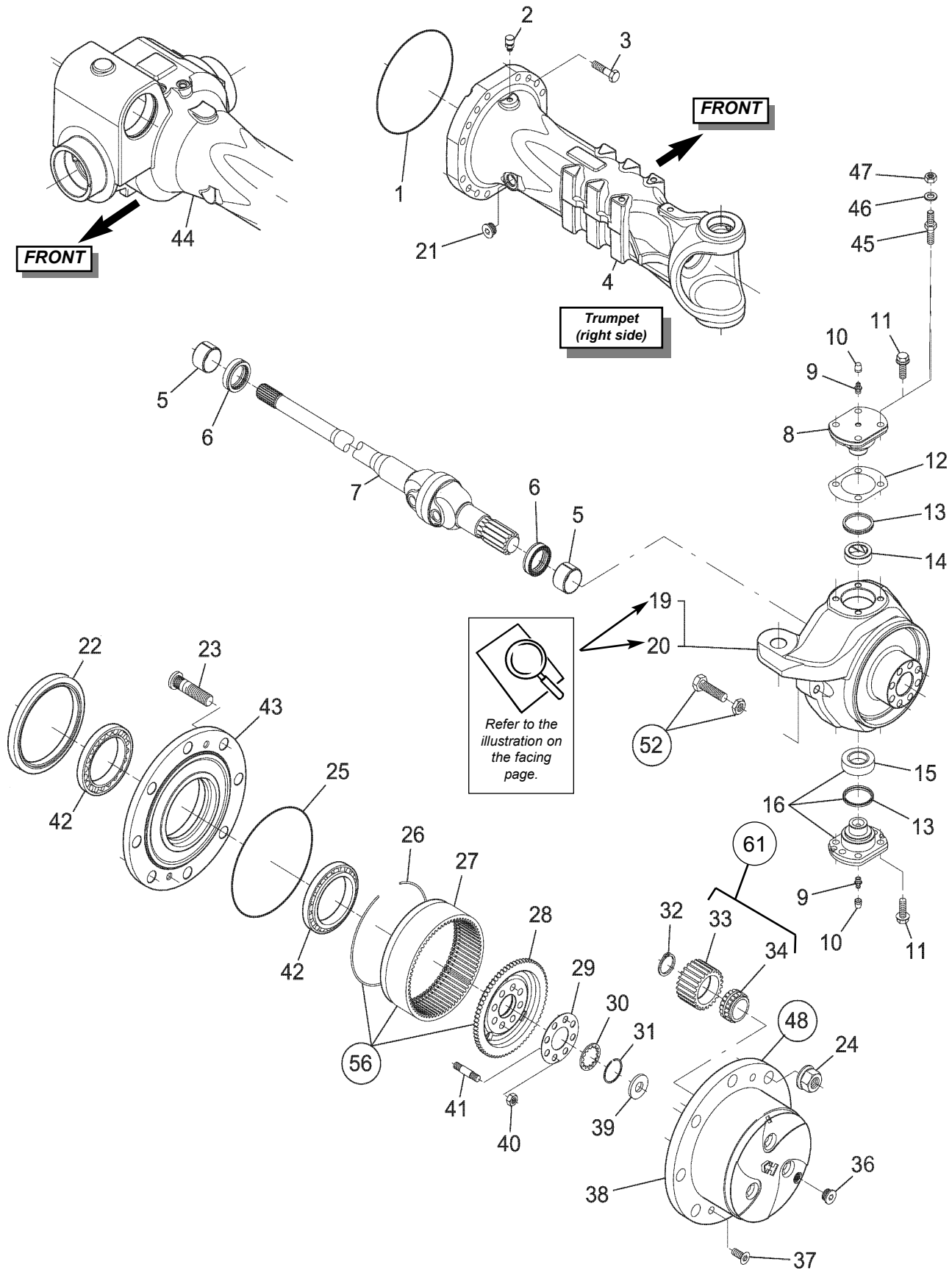
## Rear Axle - Differential

Item No.	Part No.	Description	Qty. Req.	Item No.	Part No.	Description	Qty. Req.
01	104571	NUT .....	1	13	104519	DIFFERENTIAL CARRIER .....	1
02	104526	FLANGE .....	1	14	104522	FRICTION WASHER .....	2
03	104489	BEARING .....	2	15	105254	DIFFERENTIAL SIDE GEAR .....	2
04	50220249	SEAL .....	1	16	105255	DIFFERENTIAL PINION .....	4
05	104509	SPACER .....	1	17	104523	FRICTION WASHER .....	4
06	50220668	SHIM KIT .....	1	18	105985	PIN .....	2
07	50220667	SHIM KIT .....	1	19	104500	DOWEL .....	3
08	104525	SPACER .....	1	20	105984	PIN .....	1
09	104527	BEVEL GEAR SET .....	1	21	104506	SHAFT RETAINER .....	1
10	104505	BOLT .....	12	22	104547	COVER PLATE .....	1
11	50220683	SHIM KIT .....	1	25	L98392	O-RING .....	1
12	104488	BEARING .....	2				

# Axles

# RS5-19 Telescopic Handler

## Rear Axle - Reduction Hub

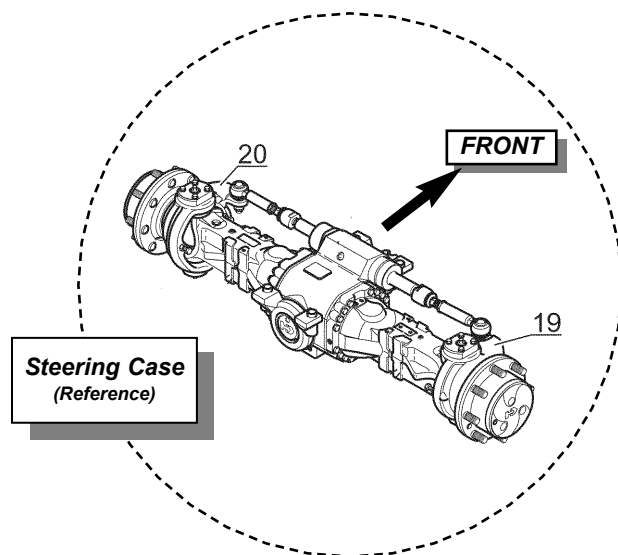




## Rear Axle - Reduction Hub

Item No.	Part No.	Description	Qty. Req.	Item No.	Part No.	Description	Qty. Req.
01	104484	O-RING	2	37	104504	BOLT	4
02	50220030	VENT	1	38	104516	PLANET GEAR CARRIER	2
03	104502	BOLT	16	39	104515	FRICTION WASHER	2
04	104539	AXLE CASE	1	40	104491	NUT	16
05 <sup>e</sup>	216181	THRUST BUSHING	2	41	104511	STUD	16
06	104537	SEAL	4	42	106872	BEARING	4
07	104540	UNIVERSAL JOINT	2	43	104528	WHEEL HUB	2
08	104529	PIVOT PIN	2	44	104548	AXLE CASE	1
09	L98355	GREASE FITTING	4	45	50220056	STUD	8
10	104570	PLUG	4	46	102583	WASHER	8
11	L500467	BOLT	20	47	102587	NUT	8
12	50220671	SHIM KIT	1	48 <sup>b</sup>	106126	PLANET GEAR CARRIER	2
13	104536	SEAL	2	52 <sup>c</sup>	104546	STEERING ADJUST BOLT	4
14	104544	BUSHING	2	56 <sup>d</sup>	106127	RING GEAR SUPPORT	2
15	104549	BUSHING/BEARING	2	61 <sup>f</sup>	50220675	PLANET GEAR ASSEMBLY	6
16	104541	PIVOT PIN	2				
19 <sup>a</sup>	50220676	STEERING CASE (includes #5)	1				
20 <sup>a</sup>	50220677	STEERING CASE (includes #5)	1				
21	104568	PLUG	1				
22	104517	SEAL	2				
23	104572	WHEEL STUD	16				
25	104485	O-RING	2				
26	L500519	SNAP RING	2				
27	L500509	RING GEAR	2				
28	104510	RING GEAR SUPPORT	2				
29	104512	LOCKING PLATE	2				
30	104538	RING	2				
31	104487	SNAP RING	2				
32	104600	SNAP RING	6				
33	104641	PLANET GEAR	6				
34	104642	BEARING	6				
36	102575	PLUG	2				


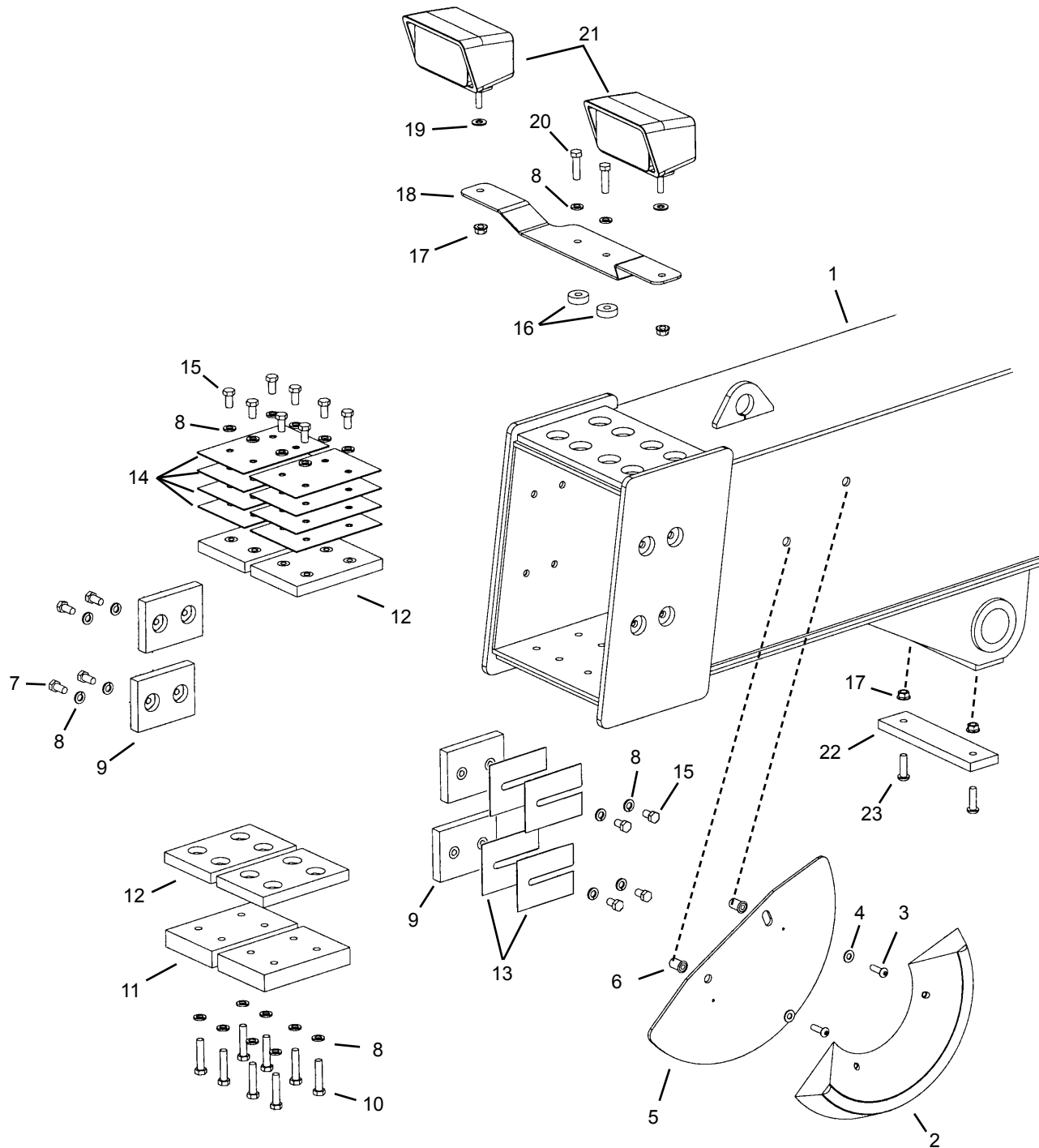
- a Refer to the upper illustration on the facing page before ordering parts; be sure to note the direction of forward travel when determining correct parts. Includes one of item #5 thrust bushing, already pressed into the steering case.
- b Includes items 32, 33, 34, 38 and 39.
- c Includes adjusting bolt and jam nut.
- d Includes items 26 - 28.
- e Included with items 19 and 20.
- f Includes items 33 and 34.



# Boom

## Outer Boom - Front

# RS5-19 Telescopic Handler



# RS5-19 Telescopic Handler

## Boom Outer Boom - Front

Item No.	Part No.	Description	Qty. Req.	Item No.	Part No.	Description	Qty. Req.
01	210465	OUTER BOOM WELDMENT . . . . .	1	16 <sup>ab</sup>	104392	BOOM LIGHT SPACER . . . . .	AR
02	L65638	INCLINOMETER-ANGLE IND. . . . .	1	17 <sup>a</sup>	090666	3/8" WHIZ LOCK NUT . . . . .	AR
	L50791	#8X5/8" RND HD MACH.SCREW. . . . .	2	18 <sup>a</sup>	103808	LIGHT BRACKET . . . . .	1
03	L52028	5/16"-18X1" BTNHD BOLT . . . . .	2	19 <sup>a</sup>	L50151	1/2" FLAT WASHER . . . . .	AR
04	654004	5/16" FLAT WASHER . . . . .	2	20 <sup>a</sup>	134492	3/8"X1-3/8" BOLT . . . . .	AR
05	L65640	PLATE, BOOM ANGLE IND. . . . .	1	21 <sup>a</sup>	L70040	WORK LIGHT . . . . .	2
06	L70242	5/16"-18 NUTSERT . . . . .	2	22	104686	BOOM REST PAD. . . . .	1
07	650450	3/8"X5/8" BOLT . . . . .	AR	23	651625	3/8"X1-1/4" BTTN HD BOLT . . . . .	2
08	654026	3/8" LOCK WASHER . . . . .	AR				
09	L61709	3"X4" SLIDE PAD . . . . .	AR				
10	650579	3/8"X1-3/4" BOLT . . . . .	AR				
11	103725	SLIDE PAD SPACER . . . . .	AR				
12	L61708	4"X6" SLIDE PAD . . . . .	AR	-- a	104743	WIRE HARNESS, BOOM LIGHTS . . . . .	1
13		SHIM . . . . .	AR	-- a	L51143	TIE STRAP 0.171X11" . . . . .	16
	104847	1/16"X3"X4"					
	104849	1/8"X3"X4"		a		<i>When equipped with optional boom work lights.</i>	
14	L62731	4"X6"X1/16" SHIM . . . . .	AR	b		<i>Also used on the side of the boom with a vinyl clamp to secure boom wire harness.</i>	
15	650488	3/8"X3/4" BOLT . . . . .	AR				

**-- ITEMS NOT SHOWN --**


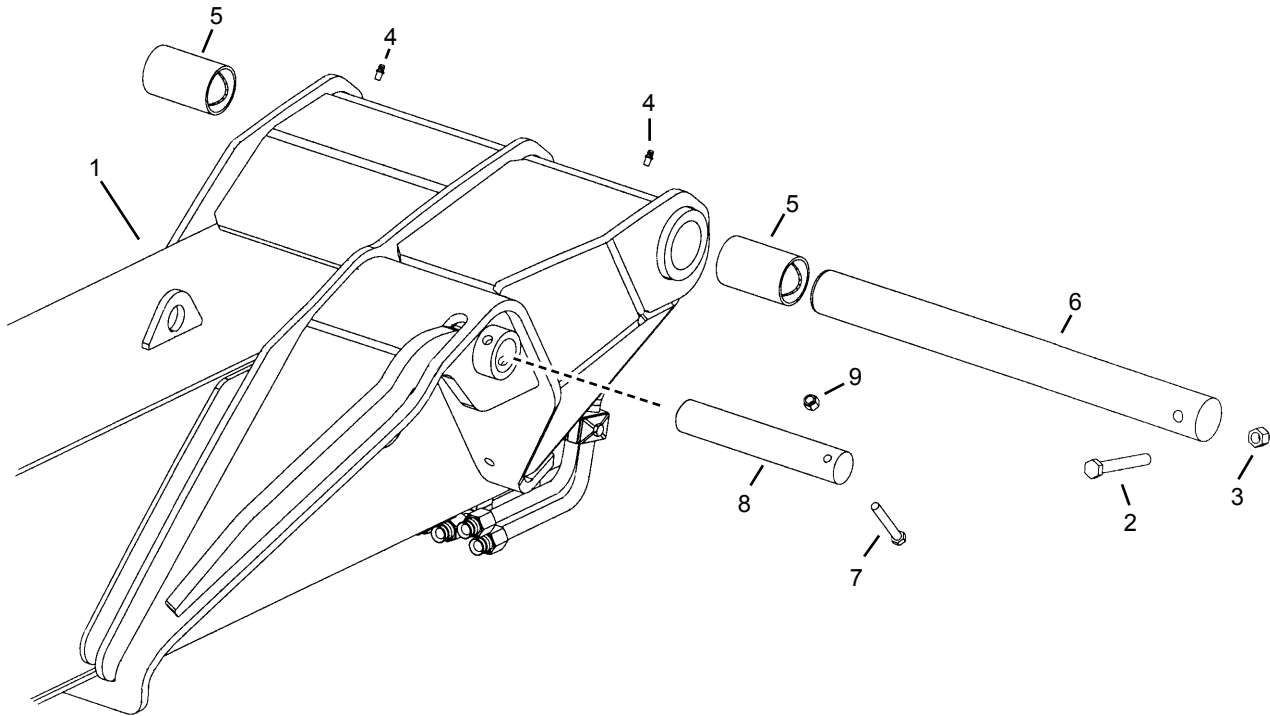
- a 104743 WIRE HARNESS, BOOM LIGHTS . 1
- a L51143 TIE STRAP 0.171X11" . . . . . 16

*a When equipped with optional boom work lights.*

*b Also used on the side of the boom with a vinyl clamp to secure boom wire harness.*

**Boom**  
***Outer Boom - Rear***

**RS5-19 Telescopic Handler**



# RS5-19 Telescopic Handler

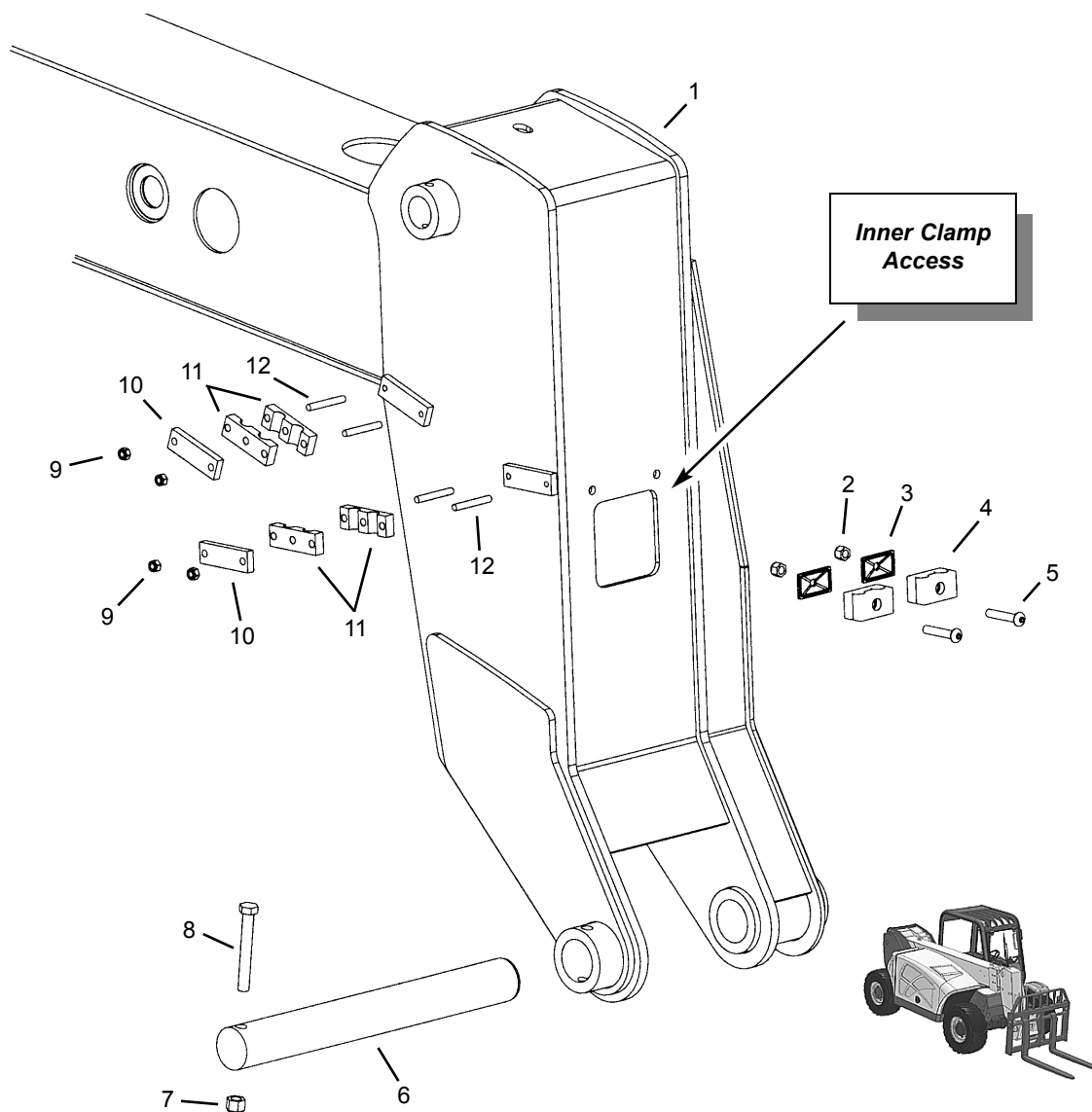
# Boom Outer Boom - Rear

Item No.	Part No.	Description	Qty. Req.	Item No.	Part No.	Description	Qty. Req.
01	210465	OUTER BOOM WELDMENT . . . . .	1	06	103715	BOOM PIVOT PIN . . . . .	1
02	650744	1/2"X4" BOLT . . . . .	1	07	650493	3/8"X2-3/4" BOLT . . . . .	1
03	064373	1/2" NYLON INSERT NUT . . . . .	1	08	210605	SLAVE CYL PIN (ROD END) . . . . .	1
04	L10465	1/4"-28 GREASE ZERK . . . . .	2	09	067847	3/8" NYLON INSERT NUT . . . . .	1
05	103758	BUSHING . . . . .	2				

# Boom

## Inner Boom - Front

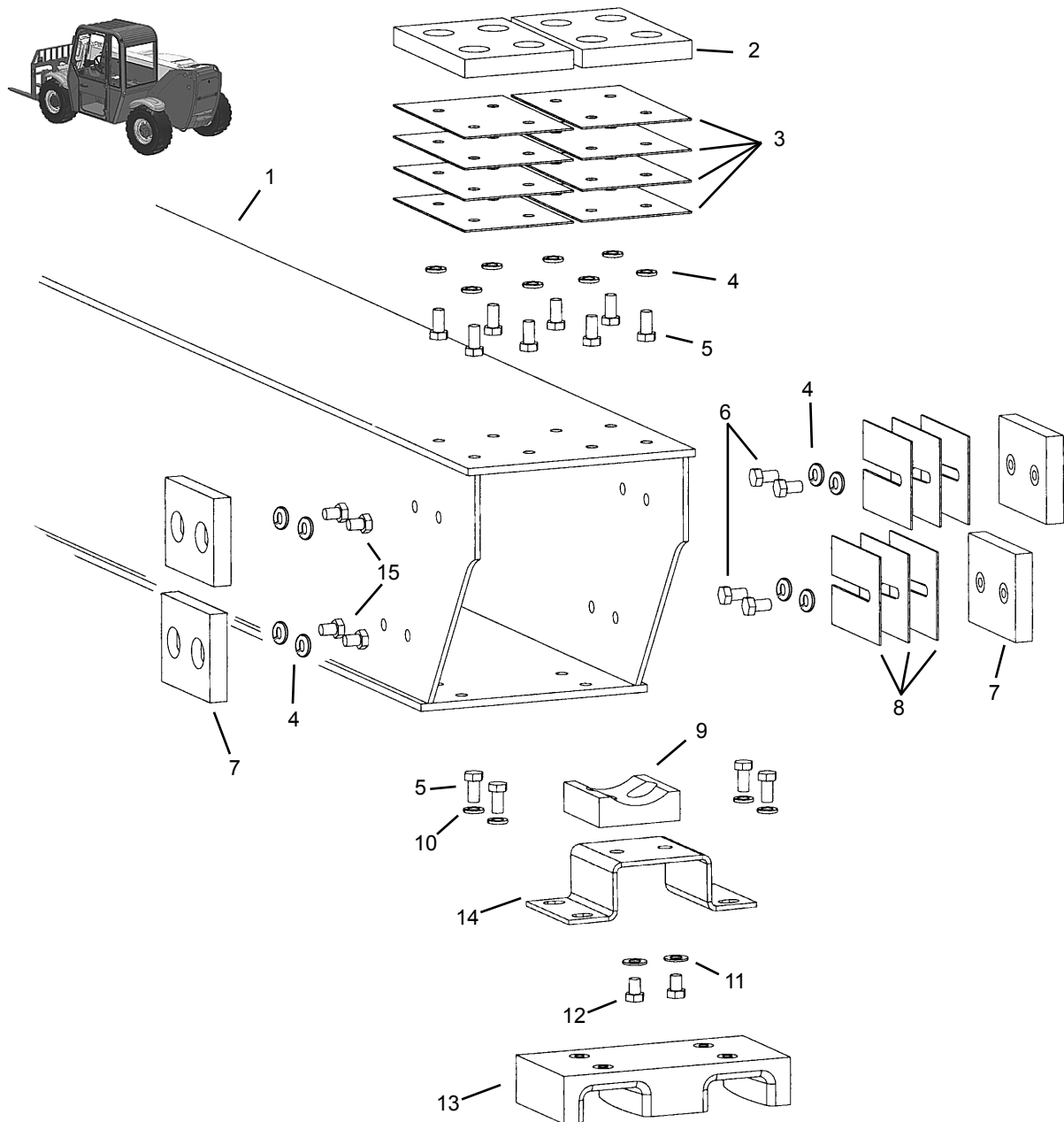
# RS5-19 Telescopic Handler



Item No.	Part No.	Description	Qty. Req.	Item No.	Part No.	Description	Qty. Req.
01	105612	INNER BOOM WELDMENT . . . . .	1	10 <sup>b</sup>	L63715	TOP PLATE, TWIN CUSHION . . . . .	2
02 <sup>a</sup>	067847	3/8" NYLON INSERT NUT . . . . .	AR	11 <sup>b</sup>	L68039	TUBE CLAMP, DOUBLE . . . . .	4
03 <sup>a</sup>	L69833	PLATE, TWIN CLAMP . . . . .	AR	12 <sup>b</sup>	105212	5/16"X2-1/2" STUD . . . . .	4
04 <sup>a</sup>	L69832	CLAMP, 5/8" TWIN TUBE. . . . .	AR				
05	651678	5/16"X2-14" BTTN HD BOLT . . . . .	AR				
06	103676	PIVOT PIN. . . . .	1				
07	064373	1/2" NYLON INSERT NUT . . . . .	1				
08	650454	1/2"X3-3/4" BOLT . . . . .	1				
09 <sup>b</sup>	L520004	5/16" NUT . . . . .	4				

*a* Mounted inside of boom through inner clamp access hole.

*b* When equipped with auxiliary hydraulic option.


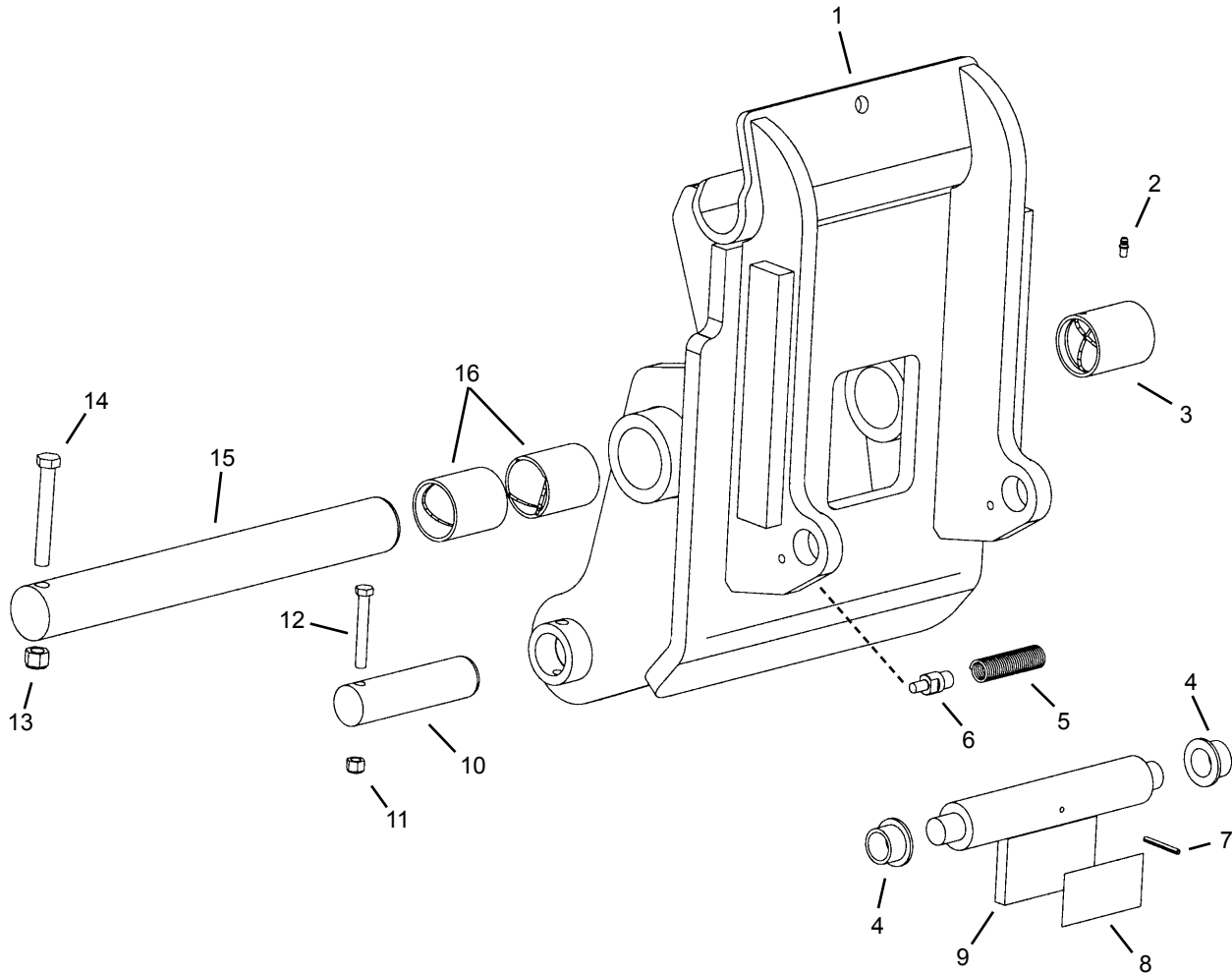


Item No.	Part No.	Description	Qty. Req.	Item No.	Part No.	Description	Qty. Req.
01	105612	INNER BOOM WELDMENT . . . . .	1	09	103845	EXTEND CYL. SUPPORT PAD . . .	1
		<i>(includes item 16)</i>		10	654006	3/8" FLAT WASHER . . . . .	2
02	L61708	4"X6" SLIDE PAD . . . . .	2	11	654026	3/8" LOCK WASHER . . . . .	AR
03	L62731	4"X6"X1/16" SHIM . . . . .	AR	12	650488	3/8"X3/4" BOLT. . . . .	AR
04	654026	3/8" LOCK WASHER . . . . .	AR	13	104126	SLIDE PAD, HOSE GUIDE . . . . .	1
05	L510007	3/8"X7/8" BOLT. . . . .	AR	14	105094	EXTEND CYL. SUPPORT. . . . .	1
06	650488	3/8"X3/4" BOLT. . . . .	AR	15	650450	3/8"X5/8" BOLT. . . . .	AR
07	L61709	3"X4" SLIDE PAD . . . . .	AR				
08		SHIM. . . . .	AR				
	104847	1/16"X3"X4"					
	104849	1/8"X3"X4"					

# Boom

## *Dynattach® Mount Assembly*

# RS5-19 Telescopic Handler



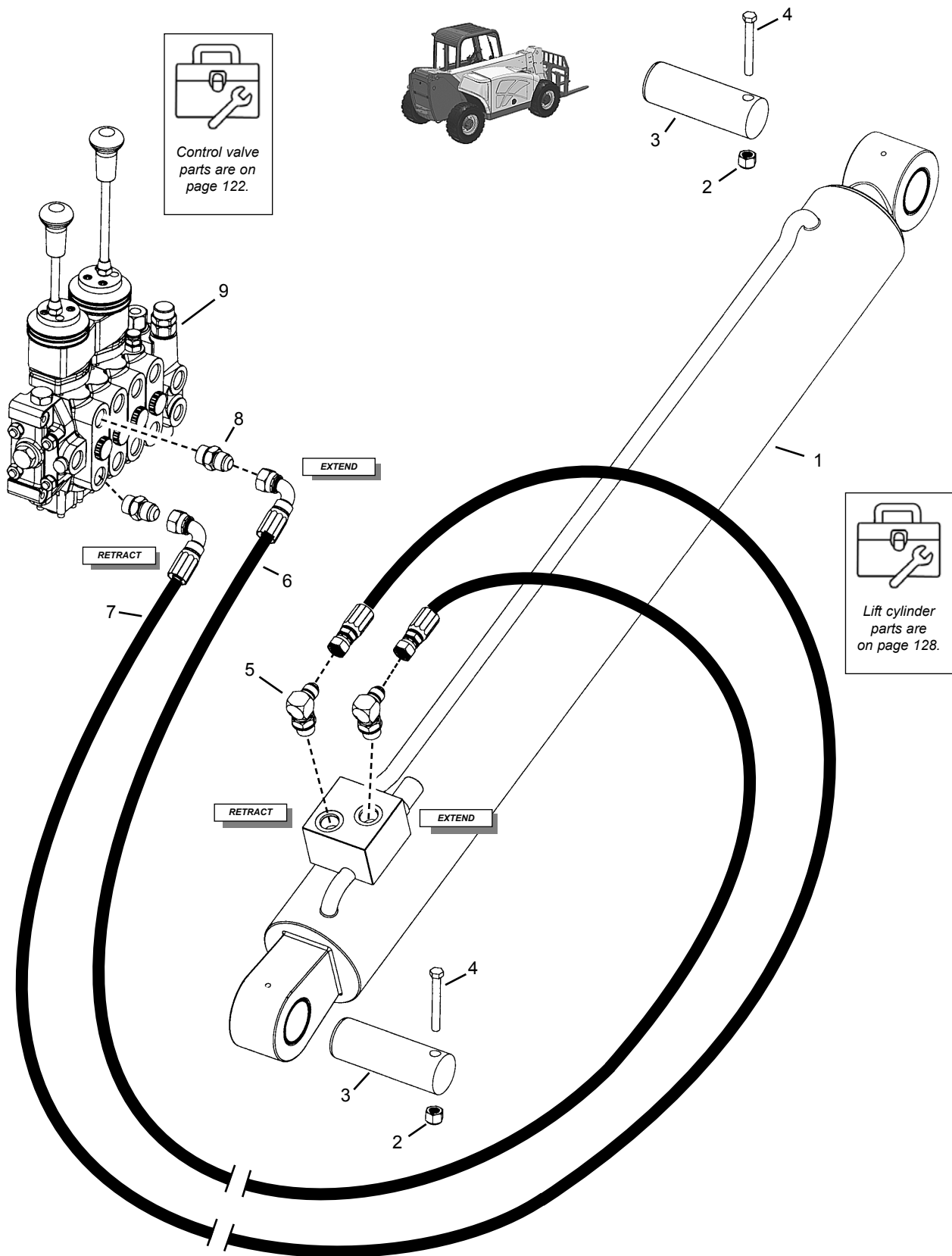



# RS5-19 Telescopic Handler


# Boom

## *Dynattach® Mount Assembly*

Item No.	Part No.	Description	Qty. Req.	Item No.	Part No.	Description	Qty. Req.
01	103597	DYNATTACH WELDMENT . . . . . 1 <i>(includes items 3, 4 and 16)</i>		09	L63957	LOCK AND PIN ASSEMBLY . . . . . 1 <i>(does not include item 7)</i>	
02	L10465	1/4"-28 GREASE ZERK STR. . . . AR		10	L63272	PIN, TILT CYLINDER ROD . . . . . 1	
03	103606	PIVOT BEARING . . . . . 1		11	067847	3/8" NYLON INSERT NUT . . . . . 1	
04	L66456	BUSHING, LOCK PIN . . . . . 2		12	650493	3/8"X2-3/4" BOLT . . . . . 1	
05	L65097	LOCK SPRING . . . . . 1		13	064373	1/2" NYLON INSERT NUT . . . . . 1	
06	L65098	SPRING MOUNT . . . . . 1		14	650454	1/2"X3-3/4" BOLT . . . . . 1	
07	L50646	3/16"X1-3/4" ROLL PIN . . . . . 1		15	103676	PIN, PIVOT . . . . . 1	
08	L66613	DECAL, DYNATTACH UNLOCKED 1 <i>(adheres to item 9)</i>		16	103754	PIVOT BEARING . . . . . 2	



  
Control valve  
parts are on  
page 122.

  
Lift cylinder  
parts are  
on page 128.

# RS5-19 Telescopic Handler

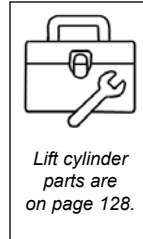
# Boom Hydraulics

## Lift Cylinder Group

Item No.	Part No.	Description	Qty. Req.	Item No.	Part No.	Description	Qty. Req.
01	<i>Note a</i>	LIFT CYLINDER . . . . .	2	07	210620	HOSE, -8 A8/DM8 97" . . . . .	1
02	L520019	1/2" NYLON INSERT NUT . . . . .	2	08	072580	ADAP -10ORM -8JICM STR . . . . .	2
03	210606	PIN, LIFT CYLINDER . . . . .	2	09	103926	VALVE, CONTROL . . . . .	1
04	650818	1/2"X4" BOLT GR5 . . . . .	2				
05	076031	ADAP., -10ORM -8JICM 90° . . . . .	2				
06	210620	HOSE, -8 A8/DM8 97" . . . . .	1	--	210630	NYLON SLEEVE . . . . .	1
						<i>(used with items 6 and 7)</i>	

**-- ITEMS NOT SHOWN --**

a




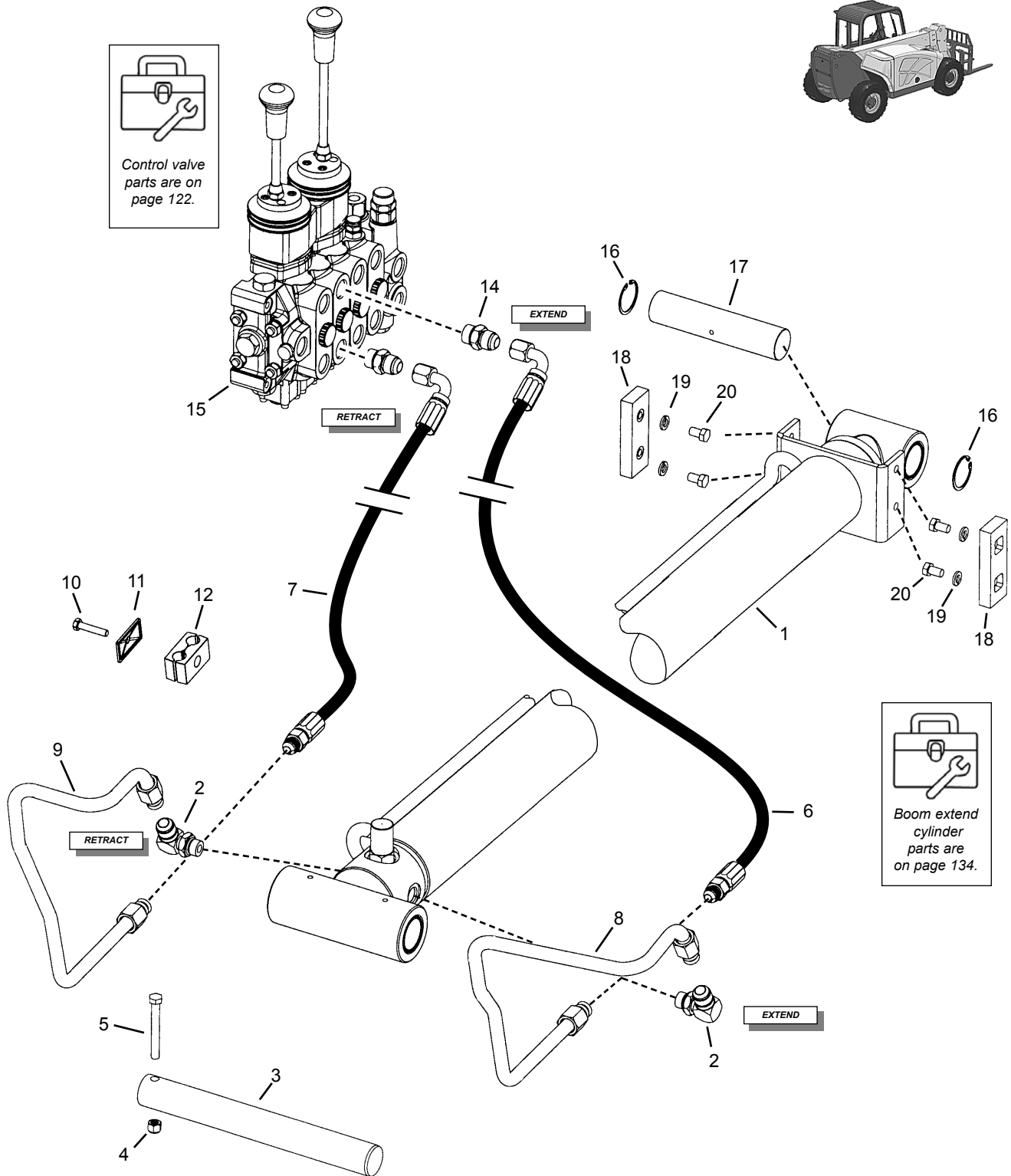
# Boom Hydraulics


## Extend Cylinder Group

# RS5-19 Telescopic Handler



  
Control valve parts are on page 122.



  
Boom extend cylinder parts are on page 134.

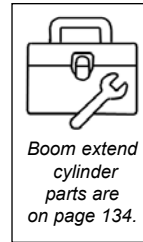
# RS5-19 Telescopic Handler

# Boom Hydraulics Extend Cylinder Group

Item No.	Part No.	Description	Qty. Req.	Item No.	Part No.	Description	Qty. Req.
01	Note a	CYLINDER, EXTEND .....	1	17	103679	PIN, EXTEND ROD END .....	1
02	067455	ADAP., -8ORM -10JICM 90° .....	2	18	L71003	PAD, SLIDE 1-1/2"X4" .....	2
03	103718	PIN, EXTEND CYL. BASE .....	1	19	654026	3/8" LOCK WASHER .....	4
04	067847	3/8" NYLON INSERT NUT .....	1	20	650450	3/8"X5/8" BOLT .....	4
05	650818	3/8"X3" BOLT. ....	1				
06	210624	HOSE, -8 H10/DL8 68" .....	1				
07	210624	HOSE, -8 H10/DL8 68" .....	1	--	210630	NYLON SLEEVE .....	1
08	210527	TUBE, EXTEND .....	1			(used with items 6 and 7)	
09	210528	TUBE, RETRACT .....	1				
10 <sup>b</sup>	L50842	5/16"X1-1/2" BOLT .....	1				
11 <sup>b</sup>	L69833	CUSHION PLATE .....	1	a			
12 <sup>b</sup>	L69832	CLAMP, CUSHION DBL .....	1				
14	072580	ADAP., -10ORM -8JICM STR .....	2				
15	103926	CONTROL VALVE .....	1				
16	103897	SNAP RING, INT 1.5"OD .....	2				

**-- ITEMS NOT SHOWN --**

a



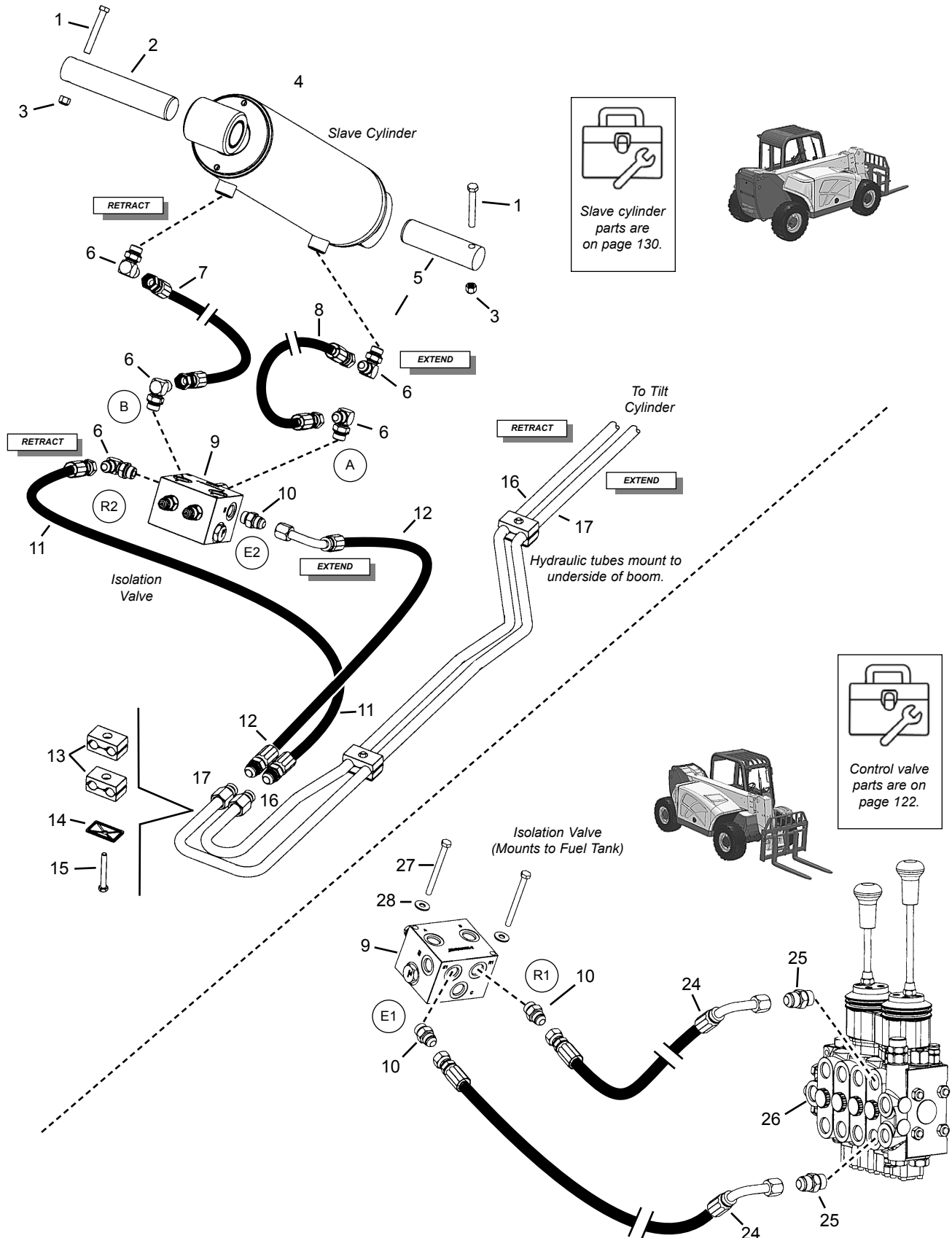
b

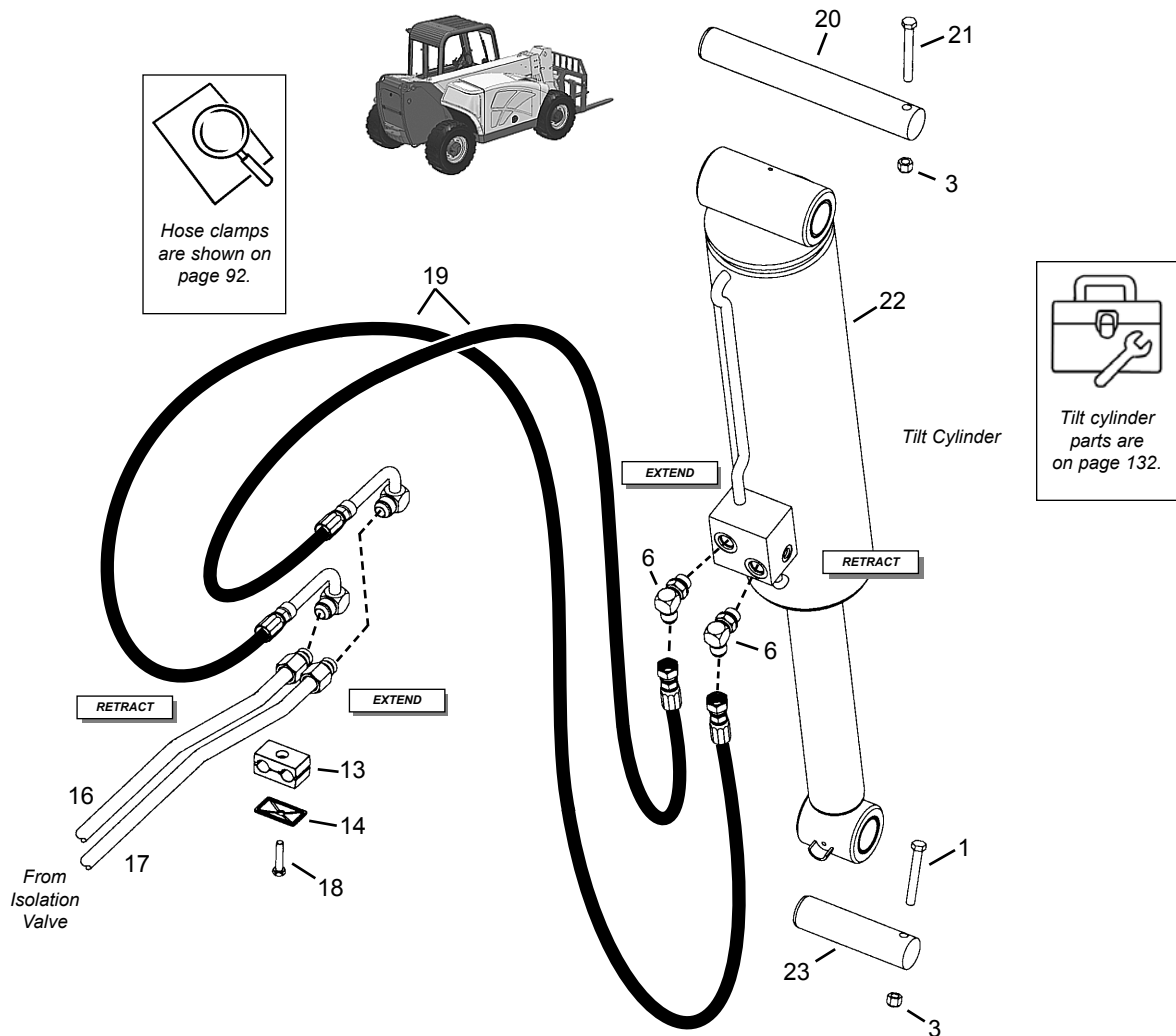
These components fasten to the left-rear outer boom and retain the hydraulic tubes: items 8 and 9.

# Boom Hydraulics

## Tilt / Slave Cylinder Group


# RS5-19 Telescopic Handler

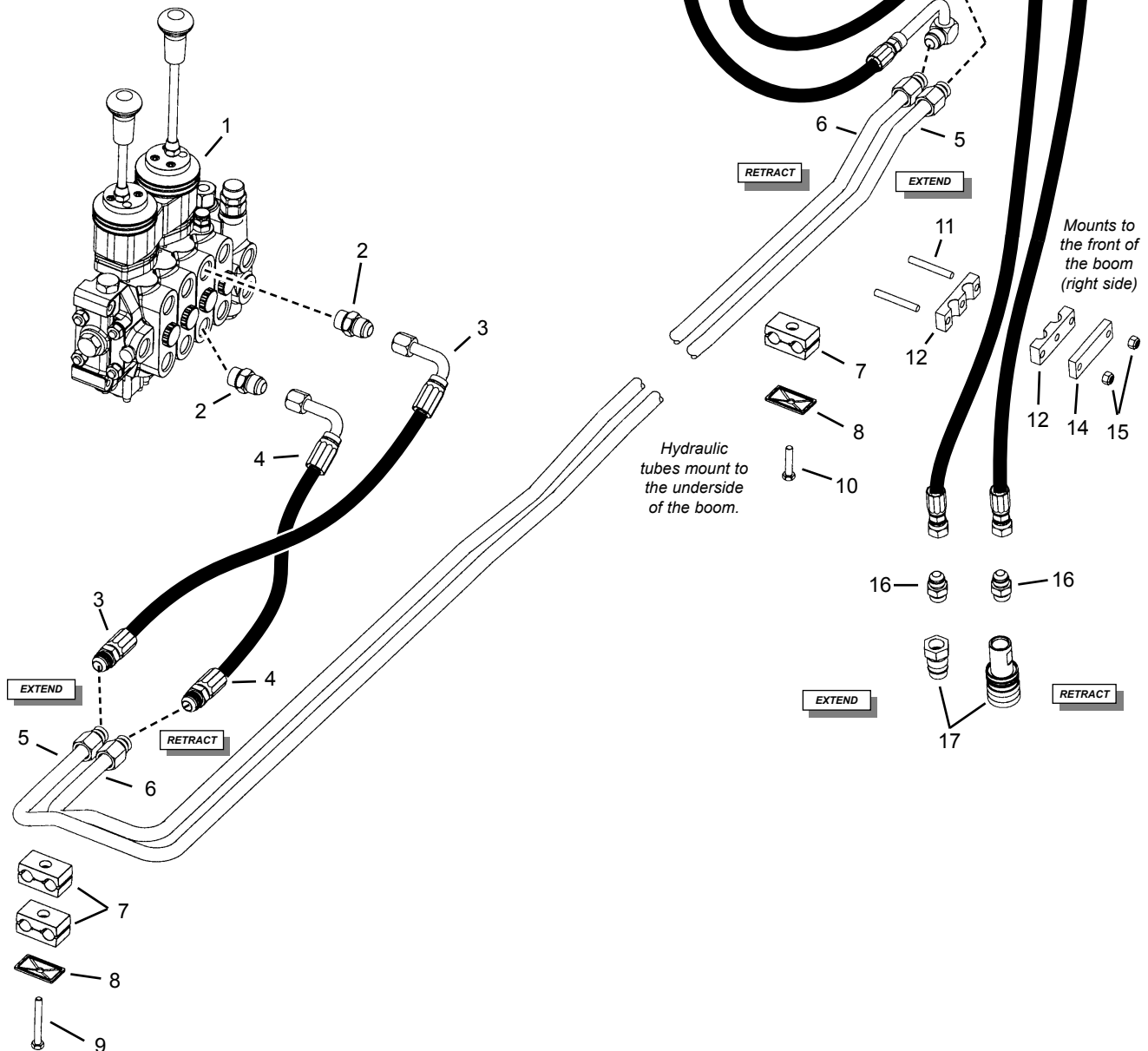




Item No.	Part No.	Description	Qty. Req.	Item No.	Part No.	Description	Qty. Req.
01	650493	3/8"X2-3/4" BOLT . . . . .	3	19 <sup>b</sup>	210456	HOSE, -6 A8/P-364 270" TWIN. . . . .	1
02	210605	PIN, SLAVE (rod end) . . . . .	1	20	103678	PIN, TILT (base end) . . . . .	1
03	067847	3/8" NYLON INSERT NUT . . . . .	AR	21	650818	3/8"X3" BOLT . . . . .	1
04	Note a	CYLINDER, SLAVE . . . . .	1	22	Note a	CYLINDER, TILT . . . . .	1
05	103720	PIN, SLAVE (base end) . . . . .	1	23	L63272	PIN, TILT (rod end) . . . . .	1
06	054816	ADAP., -8ORM -8JICM 90°. . . . .	AR	24	210625	HOSE, -8 A8/DL8 54" . . . . .	2
07	210626	HOSE, -8 A8/A8 25" . . . . .	1	25	072580	ADAP., -10ORM -8JICM STR . . . . .	2
08	210626	HOSE, -8 A8/A8 25" . . . . .	1	26	103926	CONTROL VALVE . . . . .	1
09	104705	VALVE, SLAVE ISOLATION . . . . .	1	27	650547	5/16"x3-1/2" BOLT . . . . .	2
10	054626	ADAP., -8ORM -8JICM STR . . . . .	1	28	654004	5/16" FLAT WASHER . . . . .	2
11	210623	HOSE, -8 A8/H10 70" . . . . .	1				
12	210622	HOSE, -8 DL8/H10 55" . . . . .	1				
13	L69832	CUSHION, CLAMP . . . . .	AR				
14	L69833	PLATE, CUSHION . . . . .	AR				
15	650733	5/16"X2-1/3" BOLT . . . . .	1				
16	210526	TUBE, TILT (retract) . . . . .	1				
17	210525	TUBE, TILT (extend) . . . . .	1				
18	650387	5/16"X1-1/2" BOLT . . . . .	AR				
						<b>-- ITEMS NOT SHOWN --</b>	
				--	210630	NYLON SLEEVE . . . . .	1
						(used with items 7 and 8)	
				a		Refer to page 124 and 126 for cylinder information.	
				b		Refer to page 86 for clamps to secure hose.	



  
 Control valve parts are on page 122.

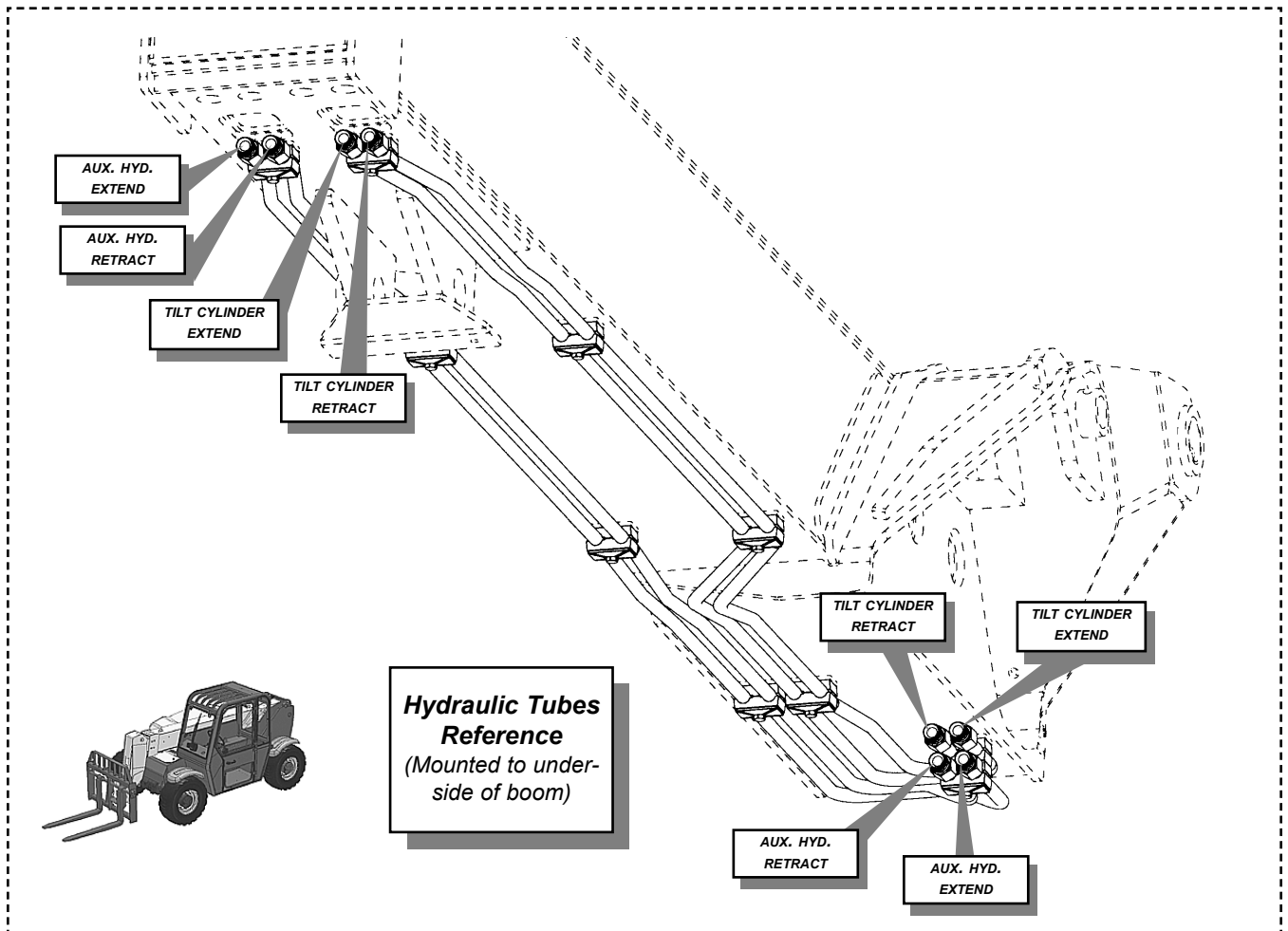




# RS5-19 Telescopic Handler

## Boom Hydraulics Auxiliary Hydraulics Group

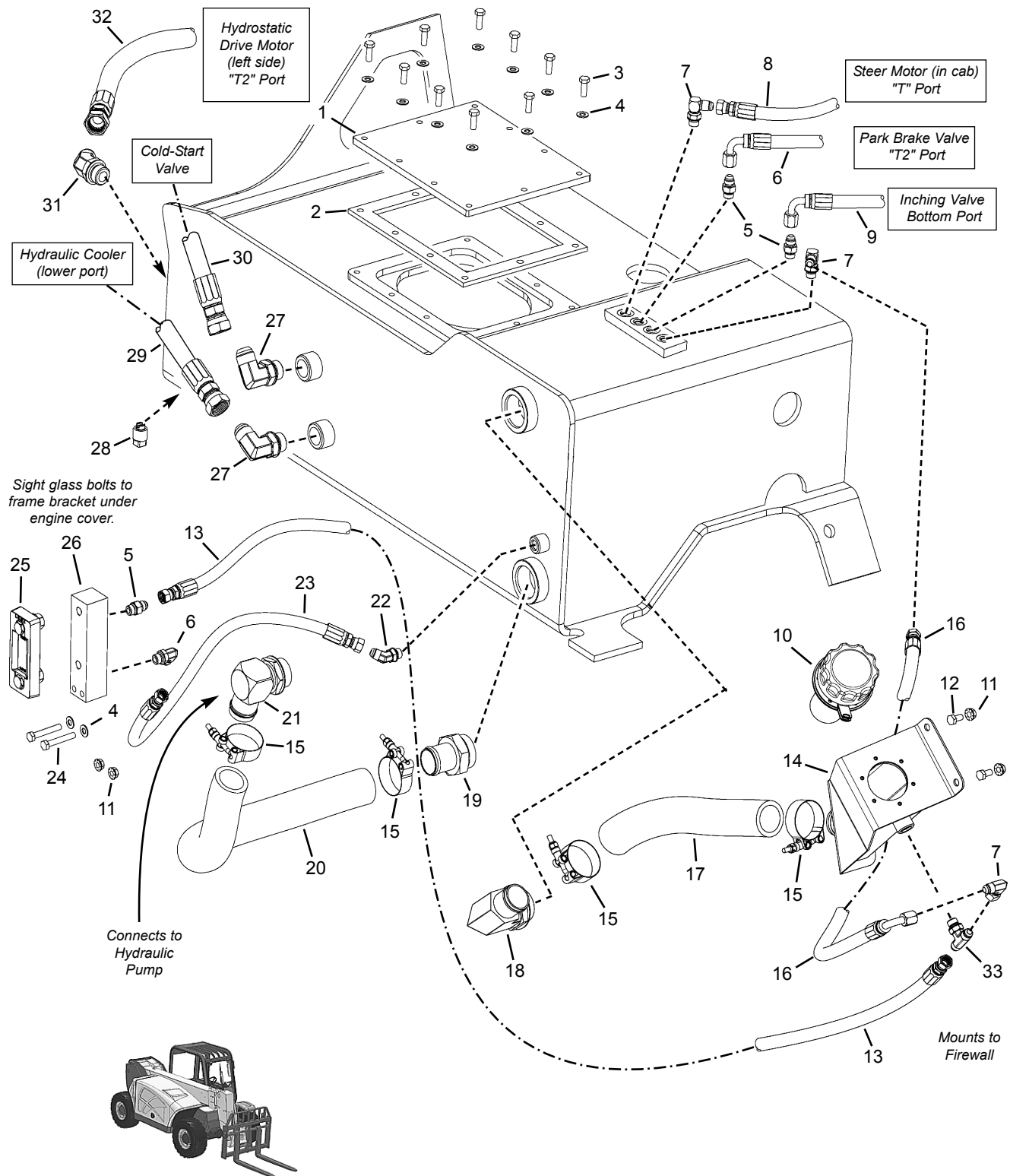
Item No.	Part No.	Description	Qty. Req.	Item No.	Part No.	Description	Qty. Req.
01	103926	CONTROL VALVE.....	1	13 <sup>a</sup>	210457	HOSE, -6 A8/P-364 300" TWIN....	1
02	072580	ADAP., -10ORM -8JICM STR.....	2	14	L63715	PLATE, CLAMP.....	2
03	210621	HOSE, -8 H10/DM8 70".....	1	15	L520004	5/16" NYLON INSERT NUT.....	4
04	210621	HOSE, -8 H10/DM8 70".....	1	16	054626	ADAP., -8ORM -8JICM STR.....	2
05	210524	TUBE, AUXILIARY.....	1	17	L65273	COUPLER SET.....	1
06	210523	TUBE, AUXILIARY.....	1				
07	L69832	CUSHION, CLAMP.....	AR			<b>-- ITEMS NOT SHOWN --</b>	
08	L69833	PLATE, CUSHION.....	AR	--	210630	NYLON SLEEVE.....	1
09	650733	5/16"X2-1/3" BOLT.....	1			(used with items 3 and 4)	
10	650387	5/16"X1-1/2" BOLT.....	AR				
11	L50877	5/16"X2-1/4" STUD.....	4	a		Hose clamps to secure hose to boom are shown on page 92.	
12	L68039	CLAMP, TUBE.....	4				



# Hydraulics

## Hydraulic Tank Group

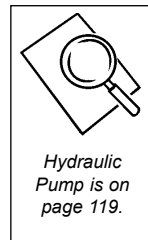
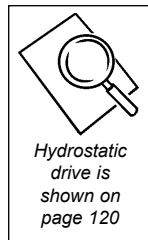
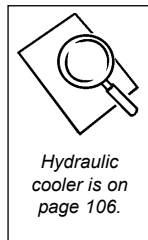
# RS5-19 Telescopic Handler



# RS5-19 Telescopic Handler

# Hydraulics Hydraulic Tank Group

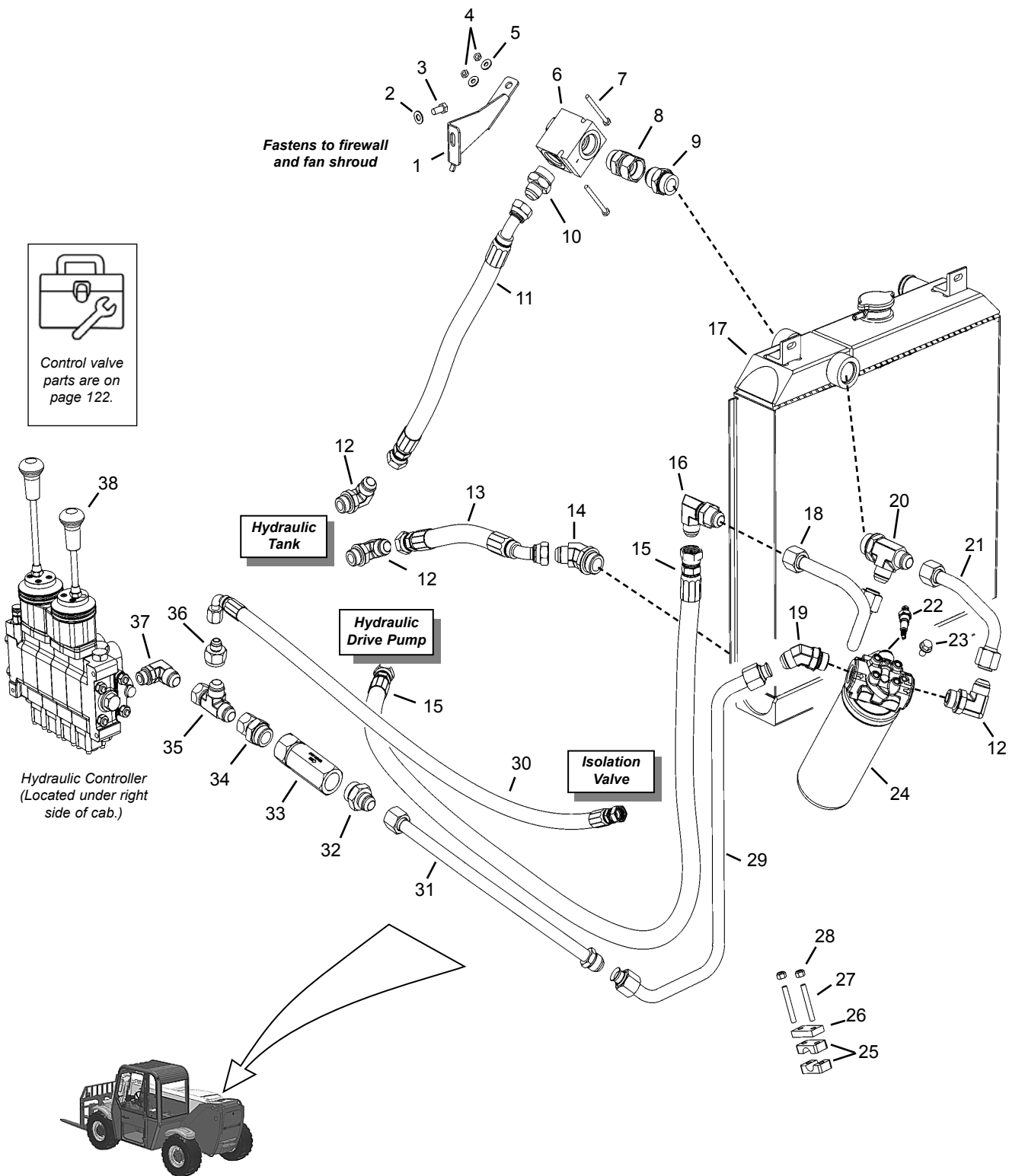
Item No.	Part No.	Description	Qty. Req.	Item No.	Part No.	Description	Qty. Req.
01	105233	TANK COVER	1	17	50380922	HOSE, -24" X 12-1/2"	1
02	L65144	GASKET, RUBBER	1	18	104924	90 HB24-MAORB24	1
03	650489	CS 3/8" x 7/8" C5ZY	10	19	230-32593	ST HB24-MORB24	1
04	654049	FW 3/8" ZY	AR	20	105738	HOSE, 1-1/2" x 24"	1
05	054994	ST MJ06 MORB06	3	21	104027	90 HB24-MAORB20 <i>(connects to hydrostatic drive pump)</i>	1
06	104421	HOSE, -6 A6/DM6 30"	1	22	079026	45 MJ06-MAORB06	1
07	068938	90 MJ06-MAORB06	5	23	194376	HOSE, -6 A6/A6 24"	1
08	104097	HOSE, -6 A6/DM8 34"	1	24	650568	CS 5/16" x 2" C5ZY	2
09	104747	HOSE, -6 A6/DM6 26"	1	25	105505	FLUID LEVEL SIGHT GAUGE	1
10	104303	FILLER/CAP W/LOCK TAB	1	26	211198	MANIFOLD, TANK LEVEL	1
	L500227	GASKET, CAP <i>(not shown)</i>	1	27	055005	90 MJ12-MAORB12	2
	L99163	GASKET, FILL NECK <i>(not shown)</i>	2	28	L43221	PLUG, 1/2-14 MAGNETIC	1
11	210-19470	LN FL SERR 5/16 CZY	4	29	50380258	HOSE, -12 A12/45S12 14-1/2"	1
12	650485	CS 5/16 x 5/8 C5ZY	2	30	50380252	HOSE, -12 A12/45S12 23"	1
13	103317	HOSE, -6 A6/A6 28"	1	31	055064	45 MJ12-MAORB12	1
14	50380790	HYDRAULIC FILL WELDMENT	1	32	210627	HOSE, -12 A12/DS12 86"	1
15	104212	CLAMP, T-BOLT 2"	4	33	055981	TEE BR MJ06-MJ06-MAORB06	1
16	140014	HOSE, -6 A6/DS6 31"	1				



# Hydraulics

# RS5-19 Telescopic Handler

## Hydraulic Circuit - Cooler and Filter



# RS5-19 Telescopic Handler

# Hydraulics

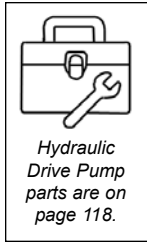
## Hydraulic Circuit - Cooler and Filter

Item No.	Part No.	Description	Qty. Req.	Item No.	Part No.	Description	Qty. Req.
01	50380212	VALVE MOUNT .....	1	23	139438	CS FL LOCK 3/8 x 5/8 C5ZY .....	4
02	654049	FW 3/8 ANZY .....	1		651087	LW INTERNAL 3/8 AZY .....	1
03	650488	CS 3/8 x 3/4 C5ZY .....	1			<i>(use one tooth washer for grounding)</i>	
04	071401	HLN INST 1/4 CZY .....	2	24 <sup>a</sup>	272452	HYDRAULIC FILTER ASSEMBLY. . .	1
05	654002	FW 1/4 AWZY .....	2		074830	FILTER ELEMENT <i>(only)</i> .....	1
06	244852	CHECK VALVE <i>(cold start by-pass)</i>	1	25	L70270	CUSHION, TUBE 3/4" .....	2
07	650958	CS 1/4 x 2-3/4 C5ZY .....	2	26	L67446	CUSHION PLATE .....	1
08	105080	ST MORB16-FJS16 .....	1	27	L50877	STUD, 5/16" x 2-1/4" GR5 .....	2
09	064644	ST MJ16-MORB16 .....	1	28	L520004	NYLON INSERT NUT, 5/16" .....	2
10	121774	ST MJ12-MORB16 .....	1	29	50380120	TUBE, RETURN OIL .....	1
11	50380252	HOSE, -12 A12/45S12 23" .....	1	30	102858	HOSE, -8 A8/DM8 46" .....	1
12	055005	90 MJ12-MAORB12 .....	3	31	50380250	TUBE, RETURN OIL .....	1
13	50380258	HOSE, -12 A12/45S12 14-1/2" .....	1	32	L64853	ST MJ12 MORB16 .....	1
14	121773	45 MJ12-MAORB16 .....	1	33	105081	CHECK VALVE, 65 PSI. ....	1
15	131683	HOSE, -12 A12/A12 68" .....	1	34	127953	ST MORB16-FJS12. ....	1
16	230-32674	90 BLKHD MJ12-MJ12 .....	1	35	056089	TEE MJ12-FJS12-MJ12 .....	1
17	211194	RADIATOR/COOLER ASY. ....	1	36	230-32672	ST JICF12-JICM8 .....	1
18	50380133	TUBE, CHARGE OIL .....	1	37	079108	90 MJ12-MAORB10 .....	1
19	055064	45 MJ12-MAORB12 .....	1	38	103926	CONTROL VALVE <i>(joysticks)</i> .....	1
20	272235	TEE RUN MJ12-MAORB16-MJ12. .	1				
21	50380125	TUBE, FILTER-COOLER. ....	1				
22	127747	SWITCH, FILTER RESTRICTION. .	1				
		<i>(included with item #24)</i>					
				<i>a</i>		<i>Includes filter element (PN 074830) and filter restriction switch—item #22..</i>	

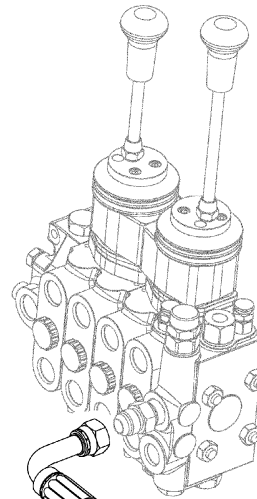
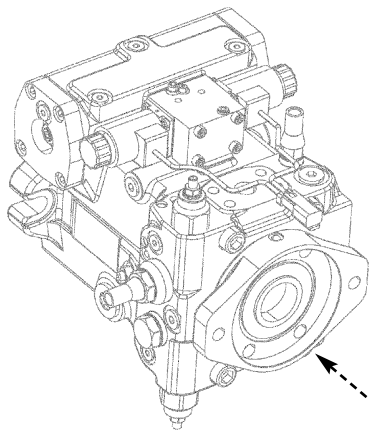
# Hydraulics

# RS5-19 Telescopic Handler

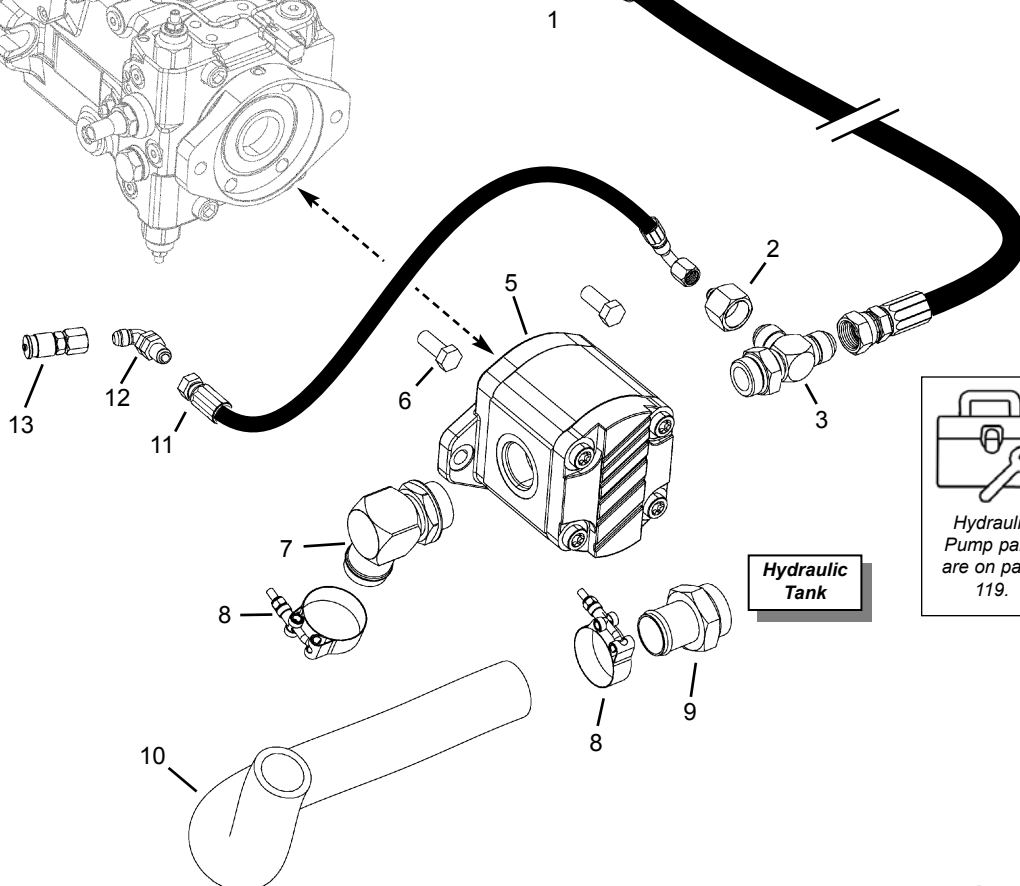
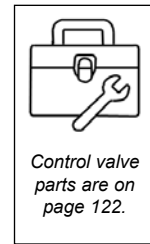
## Hydraulic Circuit - Hydraulic Pump




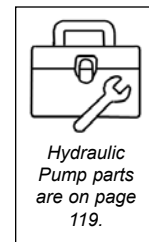
Hydraulic Drive Pump  
(attached to engine)



Control Valve  
(inside cab)



Hydraulic Tank



# RS5-19 Telescopic Handler

# Hydraulics

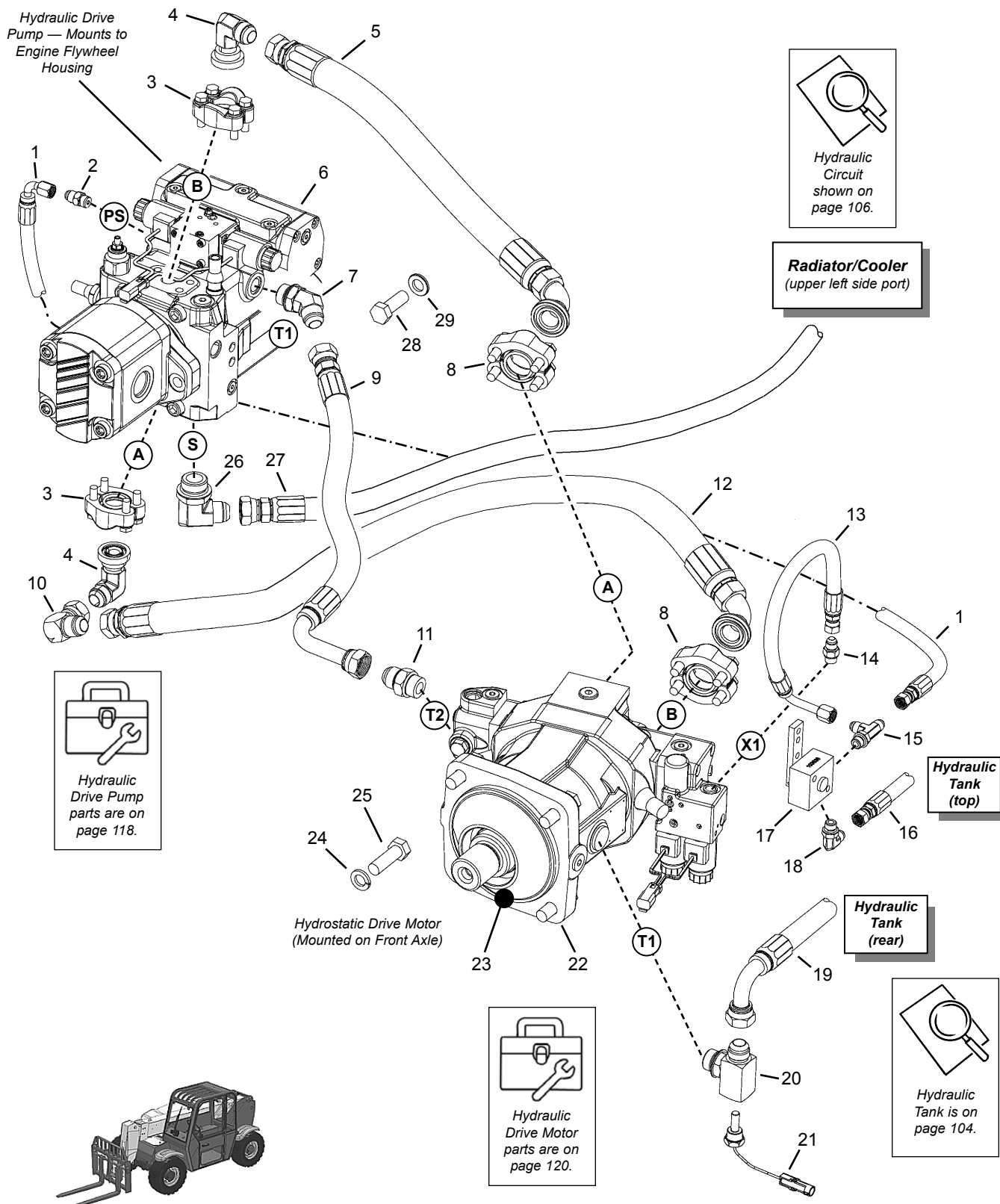
## Hydraulic Circuit - Hydraulic Pump

Item No.	Part No.	Description	Qty. Req.	Item No.	Part No.	Description	Qty. Req.
01	104110	HOSE, -10 A12/DL10 40" . . . . .	1	09	230-32593	ST HB24-MAORB24 . . . . .	1
02	L51493	REDUCER, FJ12-MJ06 . . . . .	1	10	105738	HOSE, 1-1/2" x 24" 100R4 . . . . .	1
03	272235	T RUN MJ12-MAORB12-MJ12 . . . . .	1	11	104761	HOSE, -4 A6/DM6 18" . . . . .	1
05	211193	HYDRAULIC PUMP . . . . .	1	12	098534	90 BLKHD MJ06-MJ06 . . . . .	1
06	650495	CS 1/2x1-1/4 C5ZY . . . . .	2		654000	FW 1/2" ANZY ( <i>not shown</i> ) . . . . .	2
07	104027	90 HB24-MAORB20 . . . . .	1	13	104378	TEST PORT, -6JICF . . . . .	1
08	104212	CLAMP, T-BOLT 2" . . . . .	2				

# Hydraulics

# RS5-19 Telescopic Handler

## Hydraulic Drive Pump, Hydrostatic Motor, and Inching Valve





# RS5-19 Telescopic Handler

# Hydraulics

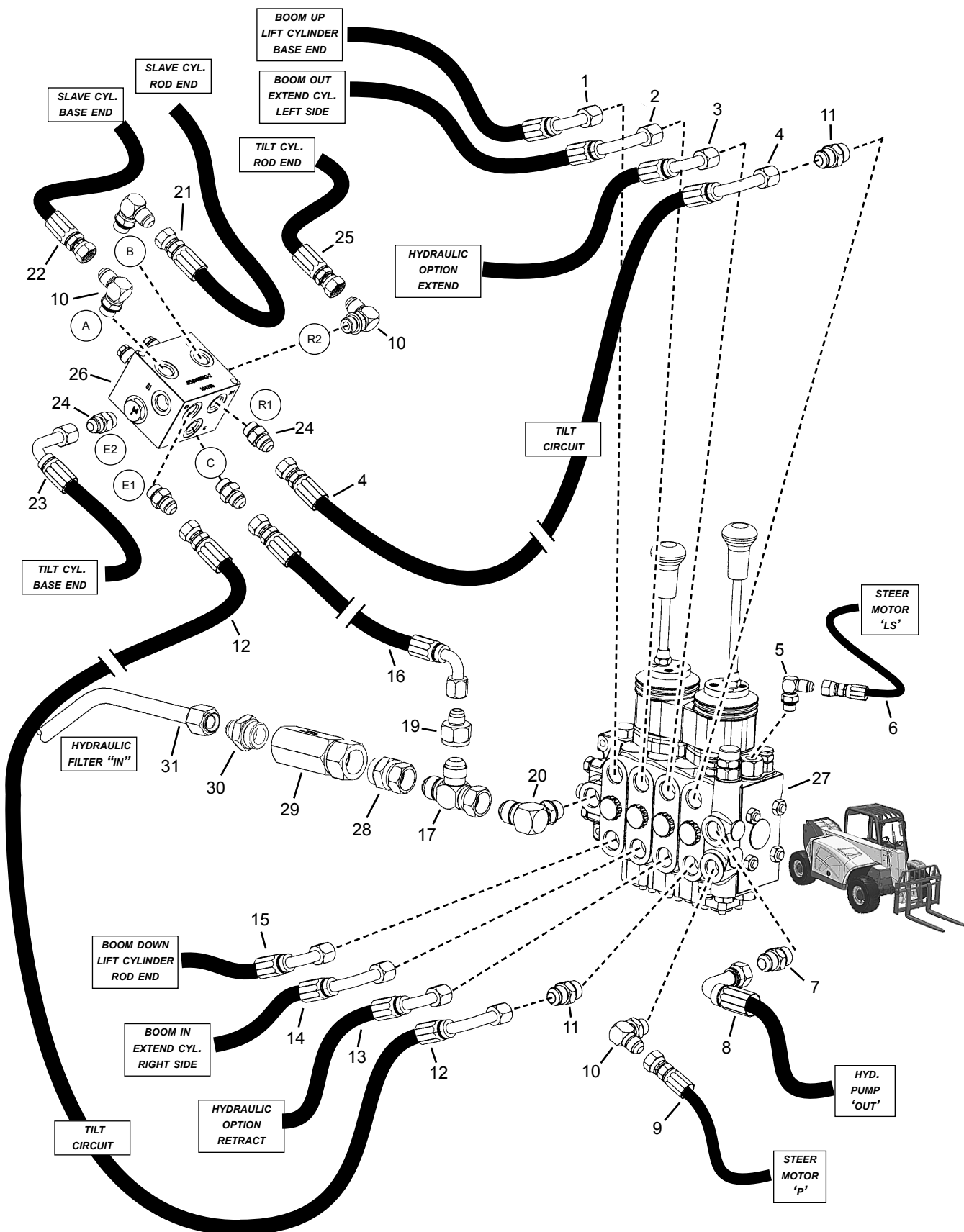
## Hydraulic Drive Pump, Hydrostatic Motor, and Inching Valve

Item No.	Part No.	Description	Qty. Req.	Item No.	Part No.	Description	Qty. Req.
01	194703	HOSE, -6 A6/DL6 54" . . . . .	1	17	103838	INCHING VALVE . . . . .	1
02	054994	ST MJ06 MOR5B . . . . .	1	18	068938	90 MJ06-MAORB06 . . . . .	1
03	137412	SPLIT FLANGE KIT, C62-12 . . . . .	2	19	210627	HOSE, -12 A12/DS12 86" . . . . .	1
04	104218	90 MJ12-C62-12 . . . . .	2			<i>(drive motor to rear of hydraulic tank)</i>	
05	50380170	HOSE, -16 A12 C62-16 21.9" . . . . .	1	20	210618	ADAP., HYD. TEMP. SWITCH. . . . .	1
06	211191	HYDRAULIC DRIVE ASSEMBLY . . . . .	1	21	132049	TEMPERATURE SWITCH. . . . .	1
07	055064	45 MJ12 MAORB12 . . . . .	1	22	211247	MOTOR, HYDROSTATIC DRIVE . . . . .	1
08	104026	SPLIT FLANGE KIT, C62-16 . . . . .	2	23	104591	O-RING <i>(drive motor to front axle)</i> . . . . .	1
09	50380257	HOSE, -12 A12/DL12 23" . . . . .	1	24	651676	LW M16 ZY DIN127. . . . .	4
10	075235	90 MJ12 FJS12 . . . . .	1	25	651675	CS M16-2x50 C8.8 ZY DIN931 . . . . .	4
11	072587	ST MJ12-MORB12 . . . . .	1	26	121684	90 MJ12-MAORB16 . . . . .	1
12	50380170	HOSE, -16 A16 C62-16 22.9" . . . . .	1	27	131683	HOSE, -12 A12/A12 68" . . . . .	1
13	50380255	HOSE, -6 A6/DL6 18" . . . . .	1			<i>(refer to page 99, item 15)</i>	
14	054994	ST MJ06-MORB06 . . . . .	1	28	650844	CS 5/8" x 1-3/4" C5ZY . . . . .	2
15	054820	TEE RUN MJ06-MAORB06-MJ06. . . . .	1	29	193161	FW M16 <i>(hardened)</i> . . . . .	2
16	104747	HOSE, -6 A6/DM6 26" . . . . .	1				

# Hydraulics

# RS5-19 Telescopic Handler

## Control and Isolation Valves

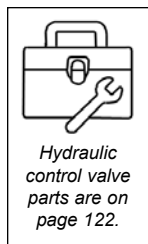
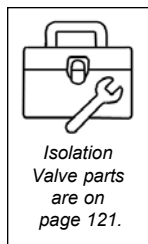


# RS5-19 Telescopic Handler

# Hydraulics Control and Isolation Valves

Item No.	Part No.	Description	Qty. Req.	Item No.	Part No.	Description	Qty. Req.
01	210620	HOSE, -8 A8/DM8 97" . . . . .	1	25	210623	HOSE, -8 A8/H10 70" . . . . .	1
02	210624	HOSE, -8 H10/DL8 68" . . . . .	1	26	104705	VALVE, SLAVE ISOLATION . . . . .	1
03 <sup>a</sup>	210621	HOSE, -8 H10/DM8 70" . . . . .	1		L50243	5/16"X3-1/2" BOLT . . . . .	2
04	210625	HOSE, -8 A8/DL8 54" . . . . .	1		654004	5/16" FLAT WASHER . . . . .	2
05	068938	ADAP., -6ORM -6JICM 90° . . . . .	1	27	103926	VALVE, CONTROL . . . . .	1
06	104746	HOSE, -4 A4/A6 36" . . . . .	1		650733	5/16"X2-1/2" BOLT . . . . .	2
07	072580	ADAP., -10ORM -10JICM STR . . . . .	1		210-19470	LN FL SERR 5/16 CZY . . . . .	2
08	104110	HOSE, -10 A12/DL10 40" . . . . .	1		656001	M8X20 8.8 BOLT . . . . .	1
09	104096	HOSE, -6 A8/DM8 36" . . . . .	1		654004	5/16" FLAT WASHER . . . . .	1
10	054816	ADAP., -8ORM -8JICM 90° . . . . .	5	28	127953	ST MORB16-FJS12. . . . .	1
11	089099	ADAP., -10ORM -8JICM STR. . . . . AR		29	105081	CHECK VALVE, 65 PSI. . . . .	1
12	210625	HOSE, -8 A8/DL8 54" . . . . .	1	30	121774	ST MJ12 MORB16 . . . . .	1
13 <sup>a</sup>	210621	HOSE, -8 H10/DM8 70" . . . . .	1	31	50380250	TUBE, RETURN OIL . . . . .	1
14	210624	HOSE, -8 H10/DL8 68" . . . . .	1			(refer to page 106, item 31)	
15	210620	HOSE, -8 A8/DM8 97" . . . . .	1			<b>-- ITEMS NOT SHOWN --</b>	
16	102858	HOSE, -8 A8/DM8 46" . . . . .	1			<b>(Hose Protection Sleeve)</b>	
17	056089	ADAP., -12 SWVL. RUN TEE . . . . .	1	--	210630	SLEEVE, HOSE (4' long) . . . . .	4
19	230-32672	ADAP., -12JICFS -8JICM STR . . . . .	1				
20	079108	ADAP., -10ORM -12JICM 90° . . . . .	1				
21	210626	HOSE, -8 A8/A8 25" . . . . .	1				
22	210626	HOSE, -8 A8/A8 25" . . . . .	1				
23	210622	HOSE, -8 DL8/H10 55" . . . . .	1				
24	054626	ADAP., -8ORM -8JICM STR. . . . . AR					

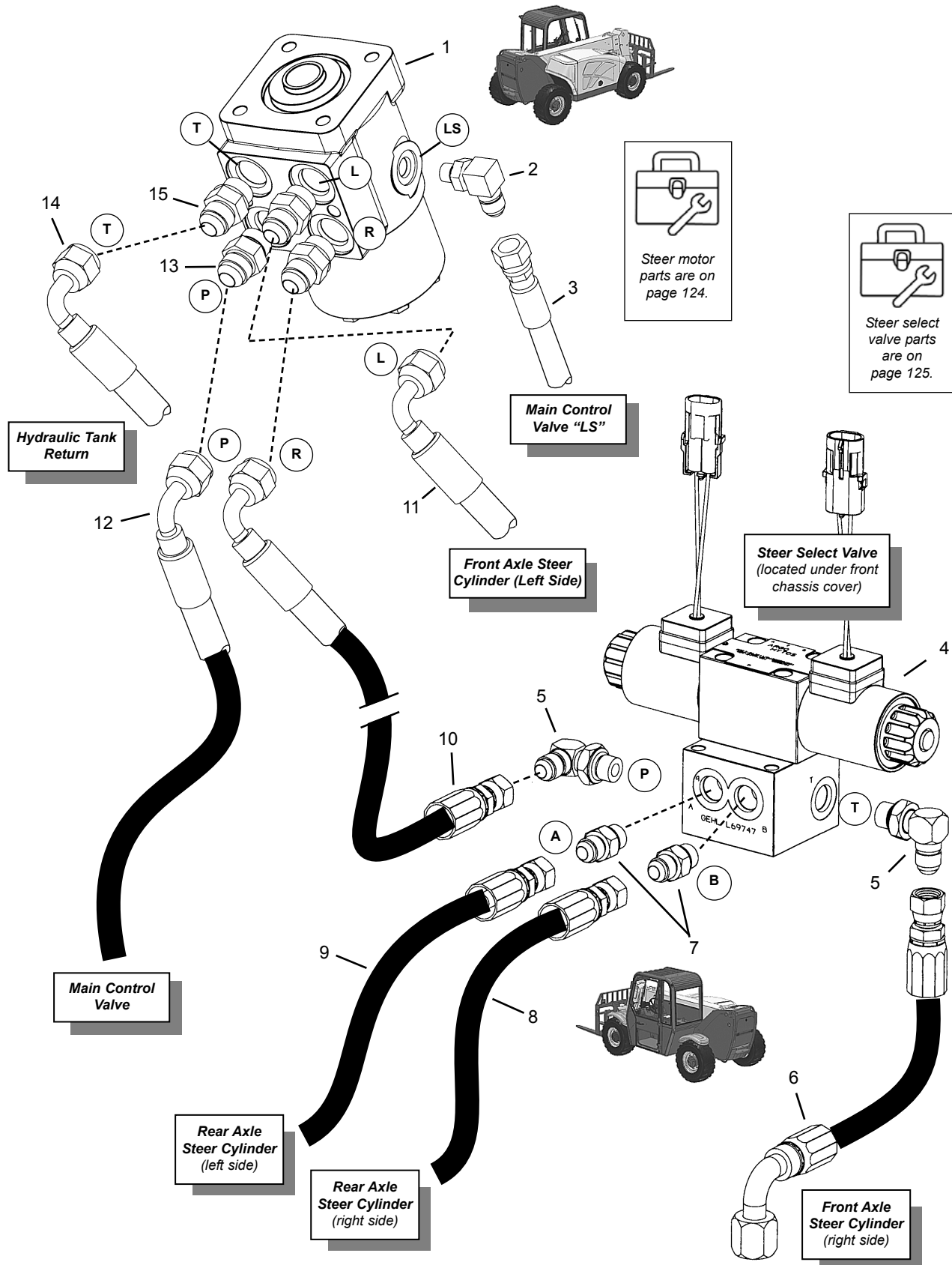
*a* When the unit is not equipped with auxiliary hydraulic option, use P/N 076879 ADAP., -8 Cap.



# Hydraulics

# RS5-19 Telescopic Handler

## Steer Motor and Steer Select Valve



# RS5-19 Telescopic Handler

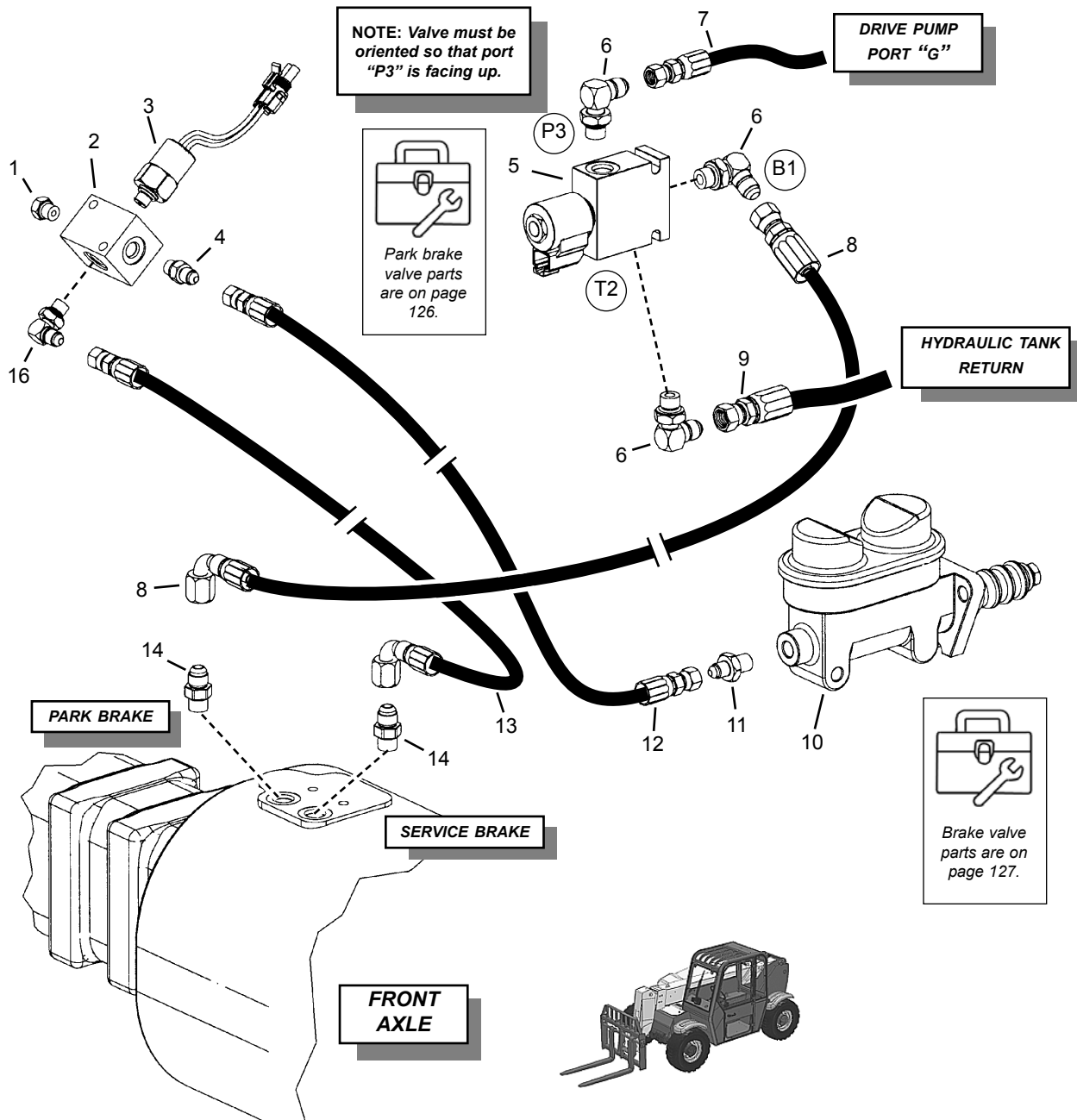
## Hydraulics *Steer Motor and Steer Select Valve*

Item No.	Part No.	Description	Qty. Req.	Item No.	Part No.	Description	Qty. Req.
01	103579	MOTOR, STEER.....	1	10	104095	HOSE, -6 A6/DM8 40".....	1
02	095601	ADAP, -4ORM -4JICM 90°.....	1	11	104094	HOSE, -6 A8/DM8 32".....	1
03	104746	HOSE, -4 A4/A6 36".....	1	12	104096	HOSE, -6 A8/DS8 36".....	1
04	L69747	VALVE, STEER SELECT.....	1	13	L64524	VALVE, CHECK, -8ORM.....	1
	L50535	1/4"X3" BOLT.....	2	14	104097	HOSE, -6 A6/DM8 34".....	1
	L50051	1/4" WHIZ LOCK NUT.....	2	15	054626	ADAP, -8ORM -8JICM STR.....	3
05	068938	ADAP, -6ORM -6JICM 90°.....	2				
06	104093	HOSE, -6 A6/DM8 20".....	1				
07	054994	ADAP, -6ORM -6JICM STR.....	2				
08	104088	HOSE, -6 A6/A8 106".....	1				
09	104088	HOSE, -6 A6/A8 106".....	1				
						<b>-- ITEMS NOT SHOWN --</b>	
						<b>(steer cylinders on front and rear axle)</b>	
				--	100011	ADAP, M18ORM -8JICM STR.....	4

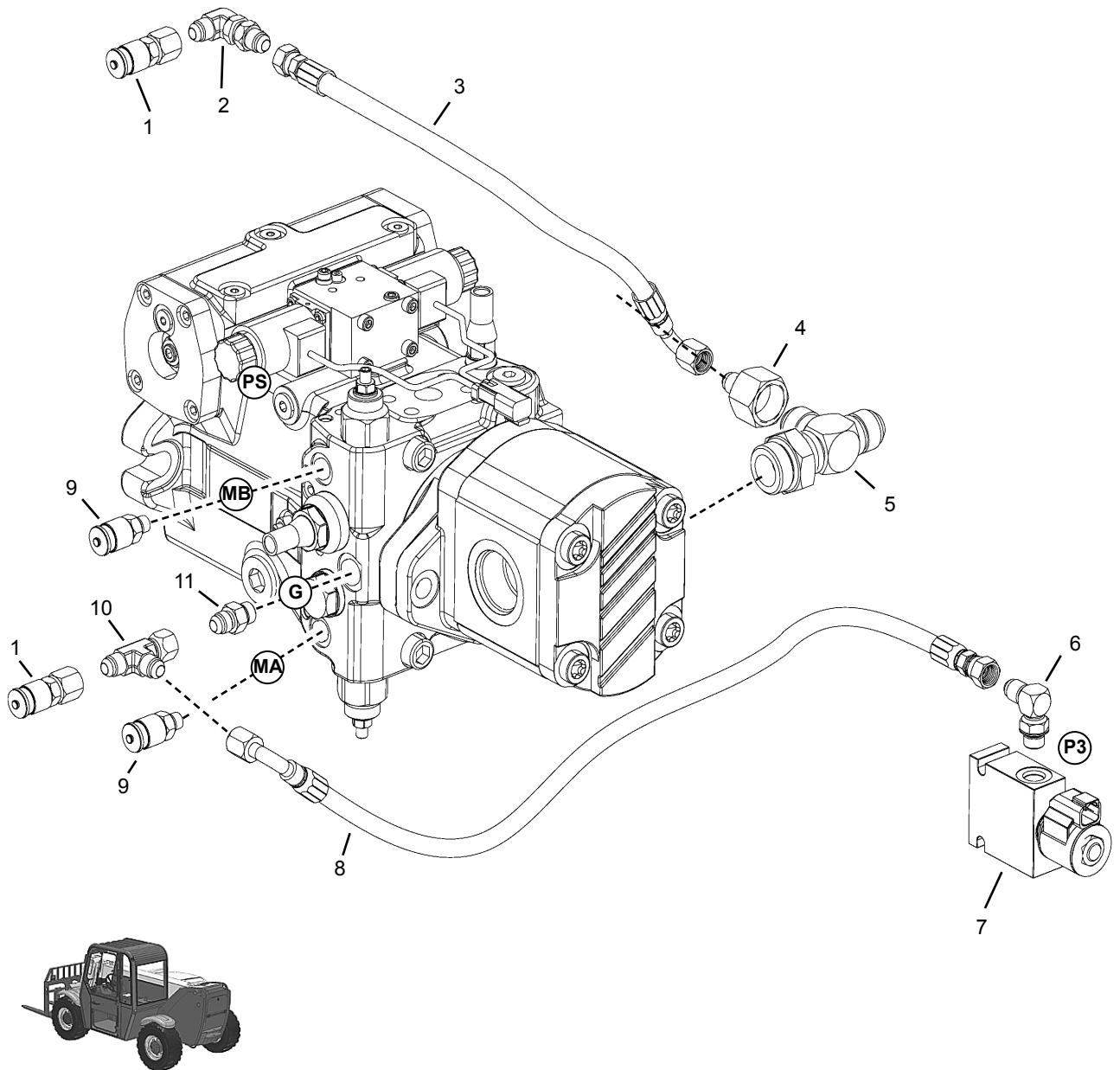
# Hydraulics

## Brake Valves

# RS5-19 Telescopic Handler



Item No.	Part No.	Description	Qty. Req.	Item No.	Part No.	Description	Qty. Req.
01	230-32364	PLUG, -4ORM SAE	1	07	104108	HOSE, -4 A6/DM6 36"	1
02	L70428	MANIFOLD, BRAKE	1	08	140014	HOSE, -6 A6/DS6 31"	1
	650706	1/4"X2" BOLT (not shown)	2	09	104421	HOSE, -6 A6/DM6 30"	1
	654002	1/4" FW (not shown)	2	10	L63363	VALVE, MASTER CYLINDER	1
	L50139	1/4" LOCK WASHER (not shown)	2	11	L62741	ADAP, HYDROMAX -4JICM STR	1
03	104428	SWITCH, PRESSURE 150 PSI	1	12	104111	HOSE, -4 A4/A4 18"	1
04	230-32195	ADAP, -4ORM -4JICM STR	1	13	104112	HOSE, -4 A4/DS6 16"	1
05	103618	PARKING BRAKE VALVE	1	14	L66139	ADAP, M14X1.50RM -6JICM	2
	L50364	1/4"X1-1/2" BOLT	2	16	095601	ADAP, -4ORM -4JICM 90°	1
	654002	1/4" FLAT WASHER	2	17	104748	HOSE, -6 A6/DM6 54"	1
06	068938	ADAP, -6ORM -6JICM 90°	3				

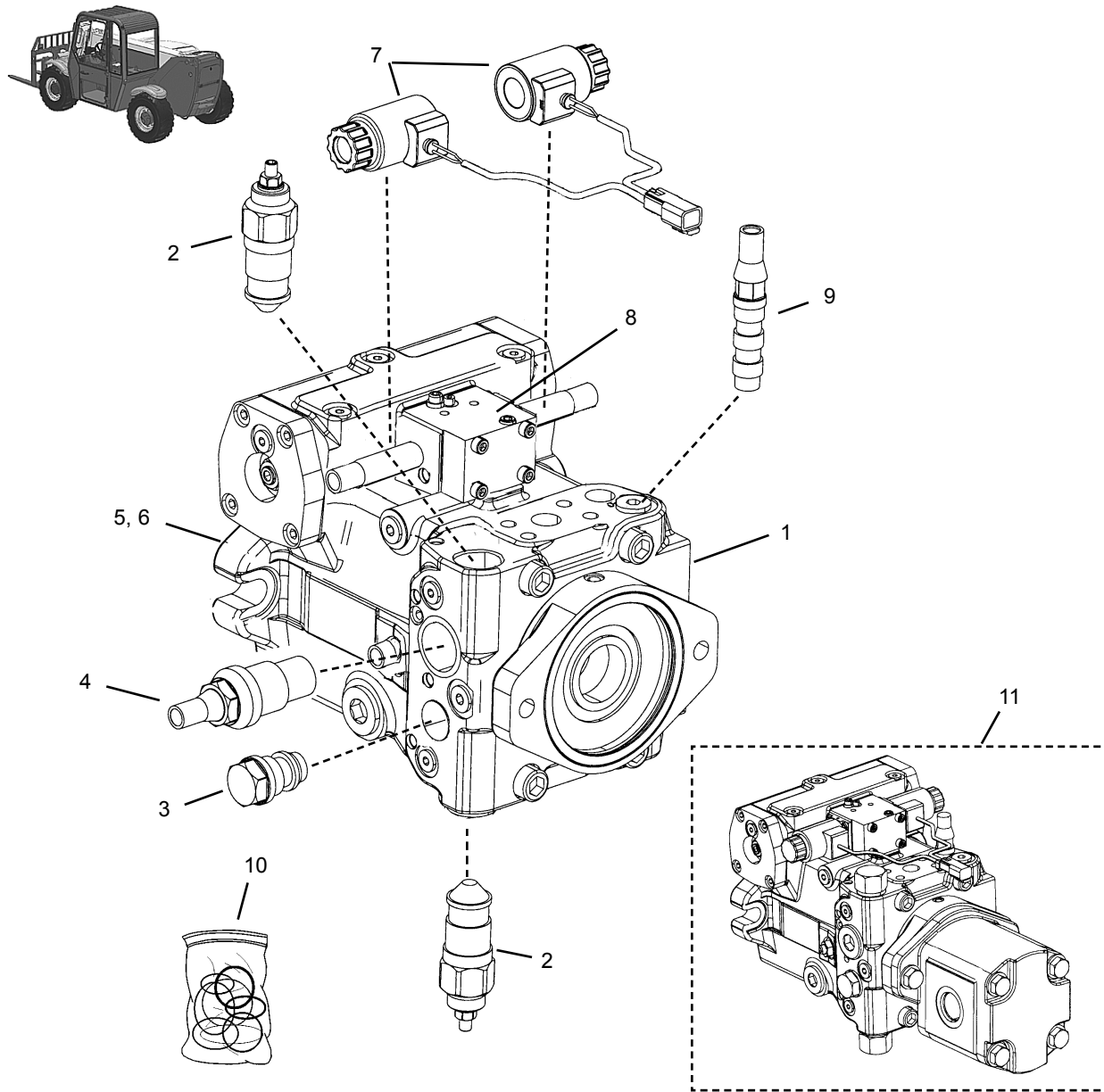


Item No.	Part No.	Description	Qty. Req.	Item No.	Part No.	Description	Qty. Req.
01	104378	TEST PORT, -6JICF	2	07	103618	VALVE, PARK BRAKE	1
02	098534	90 BLKHD MJ06-MJ06	1	08	104108	HOSE, -4 A6/DM6 36"	1
03	104761	HOSE, -4 A6/DM6 18"	1	09	104377	TEST PORT, STAUFF20 -4ORB	2
04	L51493	REDUCER, F12-JICM06	1	10	072806	SWVL TEE -6	1
05	272235	T RUN MJ12-MAORB12-MJ12	1	11	054994	ST JICM06-MORB06	1
06	068938	90 JICM06-ORB06	1				

# Hydraulic Components

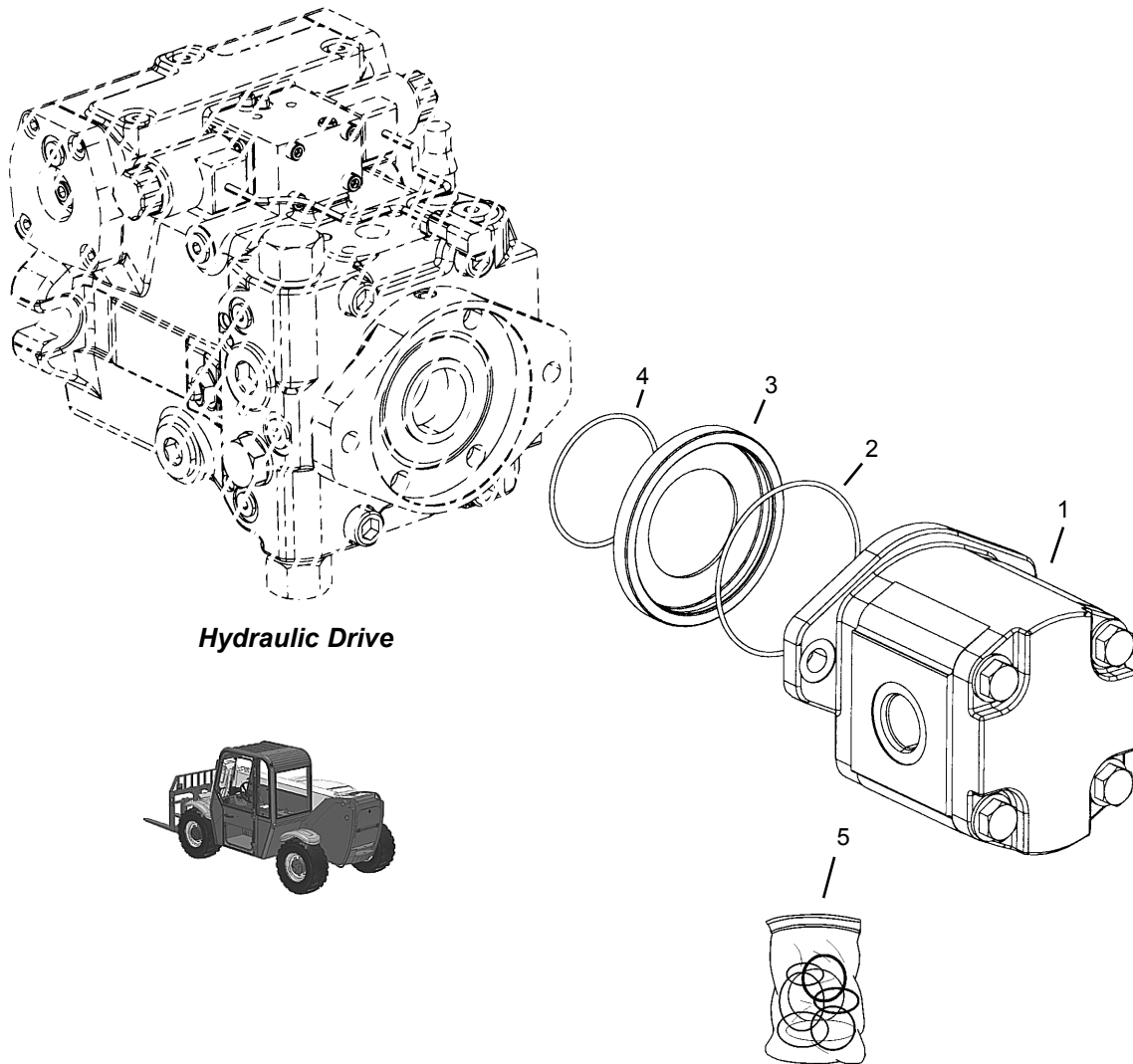
## Hydraulic Drive Pump

# RS5-19 Telescopic Handler



Item No.	Part No.	Description	Qty. Req.	Item No.	Part No.	Description	Qty. Req.
01a	NSS	HYDRAULIC DRIVE PUMP . . . . .	1	10	104966	SEAL KIT / COMPLETE . . . . .	1
02b	104969	PRESSURE RELIEF VALVE . . . . .	2	11	211191	HYDRAULIC DRIVE ASSEMBLY . . .	1
03b	104970	PRESSURE RELIEF VALVE . . . . .	1				
04b	104965	CONTROL VALVE . . . . .	1	a		Order item #11 hydraulic drive assembly, which includes hydraulic pump P/N 211193	
05	104967	RETAINING RING . . . . .	1	b		When ordering parts, provide the serial number of the drive pump to the factory parts department; some components may require a different part number than the one shown.	
06	104968	SHAFT SEAL RING . . . . .	1				
07	104734	PAIR/SWITCHING SOLENOIDS . . . . .	1				
08b	104964	4/3-WAY DIRECTIONAL VALVE . . . . .	1				
		(includes item 7)					
09b	104971	PRESSURE OVERRIDE VALVE . . . . .	1				





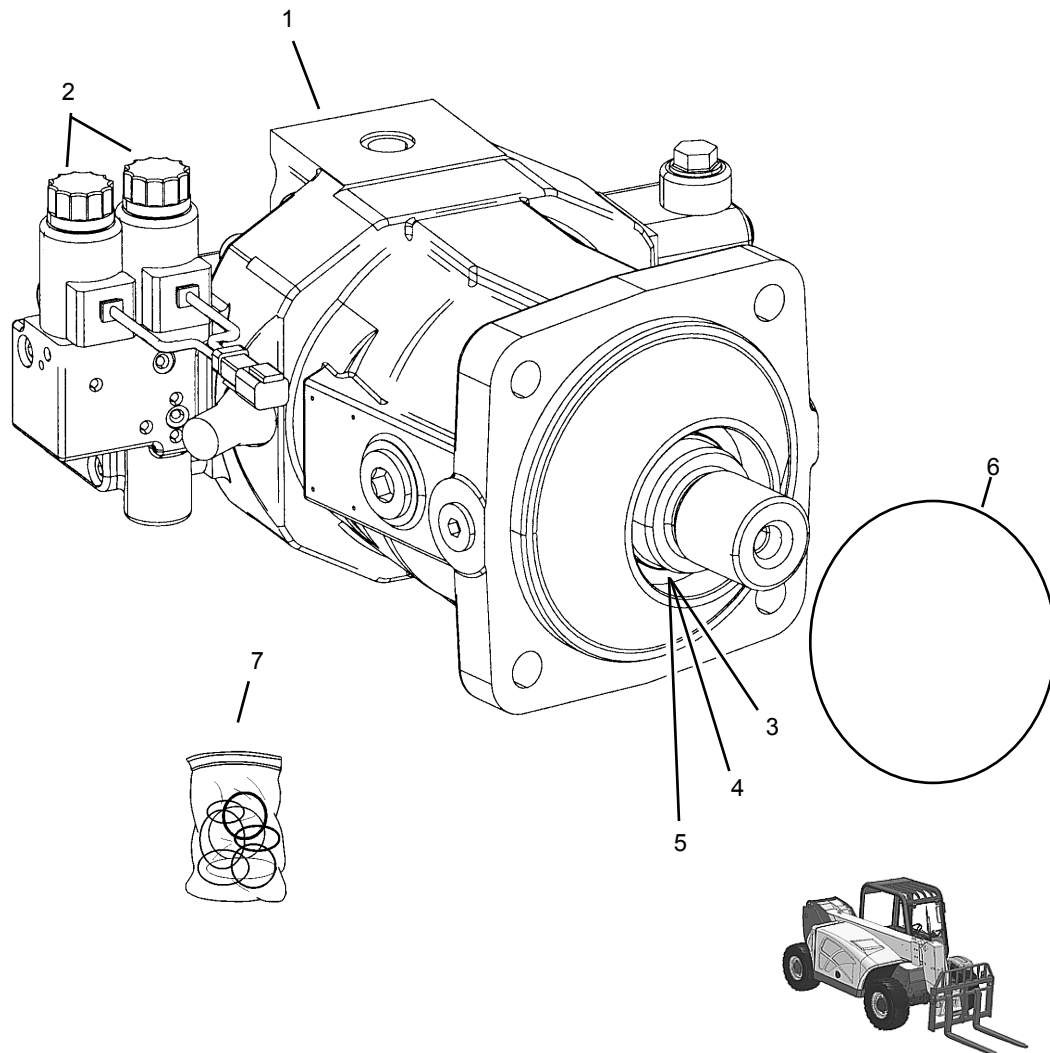
**Hydraulic Drive**

Item No.	Part No.	Description	Qty. Req.	Item No.	Part No.	Description	Qty. Req.
01 <sup>a</sup>	211193	HYDRAULIC PUMP .....	1	05	104717	SEAL KIT .....	1
02	106876	O-RING .....	1			(individual seals not shown)	
03	106875	SPACER .....	1				
04	106877	O-RING .....	1	a		Included with hydraulic drive assembly.	

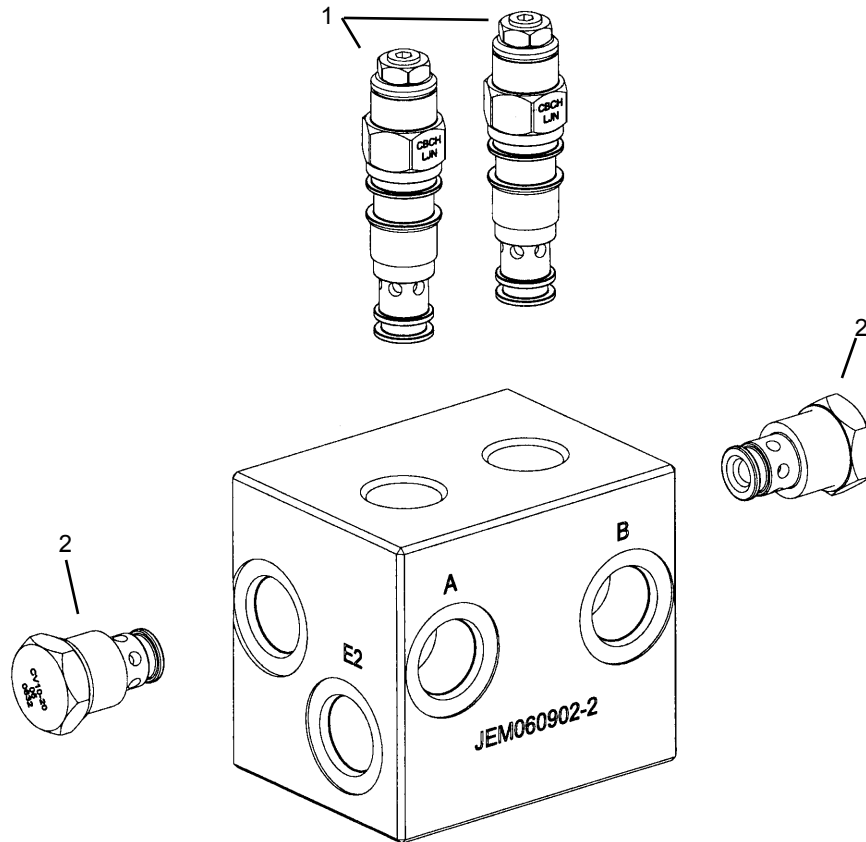
# Hydraulic Components

# RS5-19 Telescopic Handler

## Hydraulic Drive Motor—(Hydrostatic Motor)



Item No.	Part No.	Description	Qty. Req.	Item No.	Part No.	Description	Qty. Req.
01	211247	HYDRAULIC DRIVE MOTOR . . . . .	1	06	104591	O-RING (drive motor to axle) . . . . .	1
		(includes all items shown)				(included with front axle, not included with item7.)	
02	104734	SOLENOID SET (pair) . . . . .	1				
03	104730	RETAINING RING (not shown) . . . . .	1	07	104733	SEAL KIT, COMPLETE . . . . .	1
04	104731	SHAFT SEAL RING (not shown) . . . . .	1			(includes items 3-5 and all other seals for drive motor [not shown])	
05	104732	BACKUP PLATE (not shown) . . . . .	1				

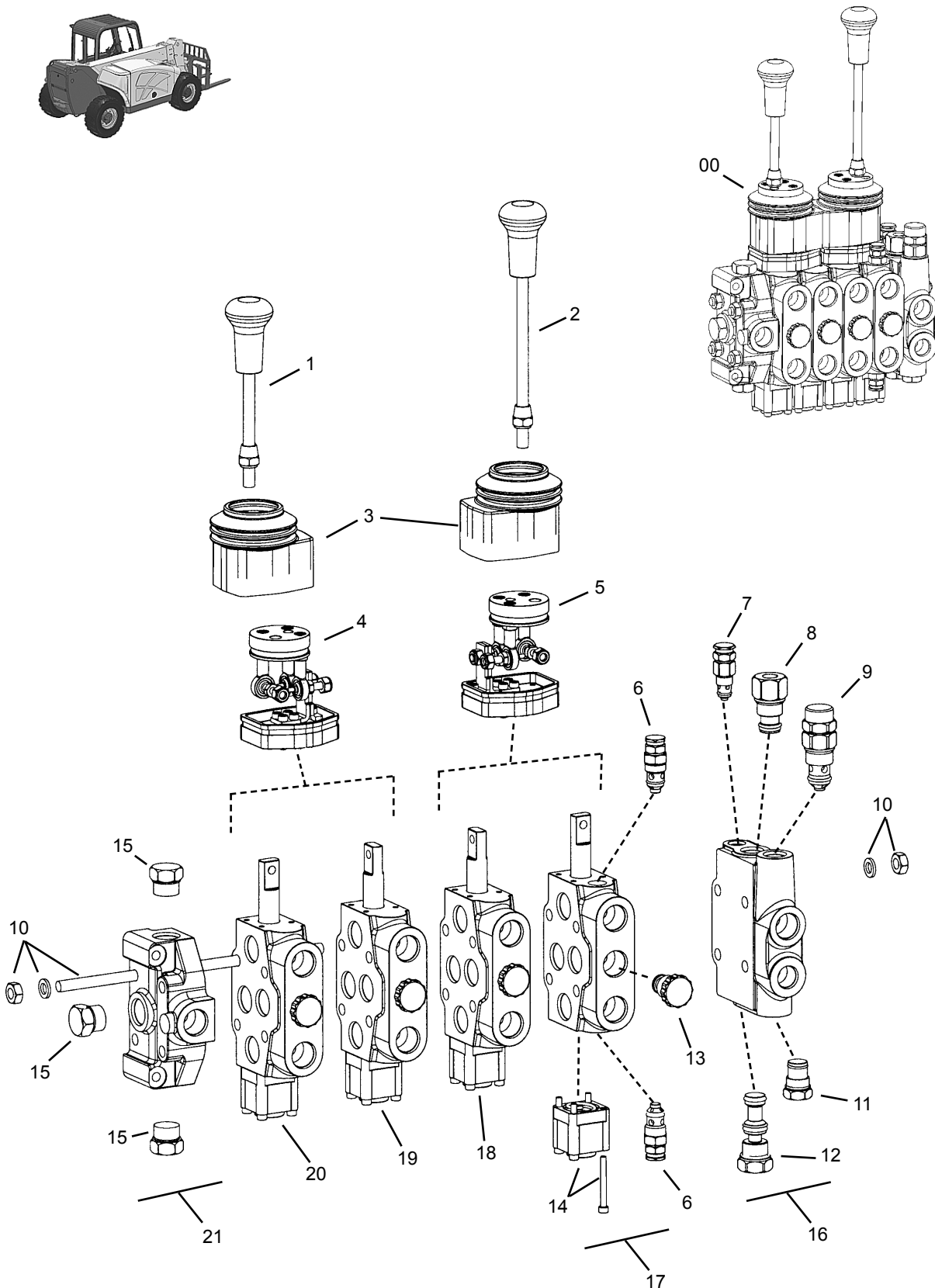


Item No.	Part No.	Description	Qty. Req.	Item No.	Part No.	Description	Qty. Req.
--	104705	ISOLATION MANIFOLD . . . . . 1 <i>(includes all parts shown)</i>		01	104710	COUNTER BALANCE VALVE . . . . . 2	
					L96838	SEAL KIT FOR CB VALVE . . . . . AR	
				02	104711	CHECK VALVE . . . . . 2	
					L99916	SEAL KIT . . . . . 1	

# Hydraulic Components

## Control Valve

# RS5-19 Telescopic Handler

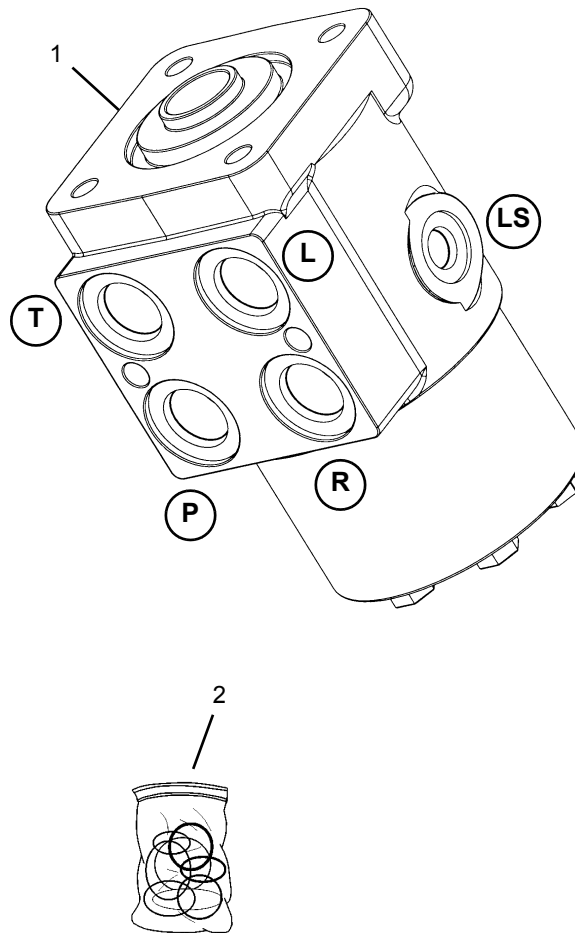


# RS5-19 Telescopic Handler

# Hydraulic Components Control Valve

Item No.	Part No.	Description	Qty. Req.	Item No.	Part No.	Description	Qty. Req.
00 <sup>a</sup>	103926	MAIN VALVE [HC-D4/4] ( <i>complete</i> )	1	16 <sup>b</sup>	104323	INLET SECTION . . . . .	1
01	104123	CONTROL HANDLE, 6" . . . . .	1			( <i>includes 7-9 and 11-12</i> )	
02	104124	CONTROL HANDLE, 8" . . . . .	1	17 <sup>c</sup>	104324	WORK SECTION . . . . .	1
03	104338	RUBBER BOOT . . . . .	2			( <i>includes 6, 13 and 14</i> )	
04	104330	JOYSTICK CONTROL ASY. . . . .	1	18 <sup>d</sup>	104325	WORK SECTION . . . . .	1
05	104329	JOYSTICK CONTROL ASY. . . . .	1	19 <sup>d</sup>	104326	WORK SECTION . . . . .	1
06	104321	ANTI SHOCK VALVE 240-A . . . . .	2	20 <sup>e</sup>	104327	WORK SECTION . . . . .	1
07	104318	ANTI SHOCK VALVE 160-A bar . . . . .	1	21 <sup>f</sup>	104328	OUTLET SECTION . . . . .	1
08	104317	PLUG KIT . . . . .	1			( <i>includes 15</i> )	
09	104316	RELIEF VALVE 230 bar . . . . .	1				
10	104331	STUD KIT . . . . .	4				
		( <i>includes tie bolt, nuts and washers</i> )					
11	104315	PLUG KIT . . . . .	1				
12	104314	PLUG KIT . . . . .	1	<i>a</i>	104332	SEAL KIT, MAIN VALVE . . . . .	1
13	103052	CHECK VALVE . . . . .	4	<i>b</i>	104333	SEAL KIT, INLET SECTION . . . . .	1
14	104319	SPOOL RETURN ASY. ( <i>F001A</i> ) . . . . .	4	<i>c</i>	104334	SEAL KIT, WORK SECTION . . . . .	1
15	104322	PLUG KIT, 7/8"-14UNF . . . . .	3	<i>d</i>	104335	SEAL KIT, WORK SECTION . . . . .	2
				<i>e</i>	104336	SEAL KIT, WORK SECTION . . . . .	1
				<i>f</i>	104337	SEAL KIT, OUTLET SECTION . . . . .	1

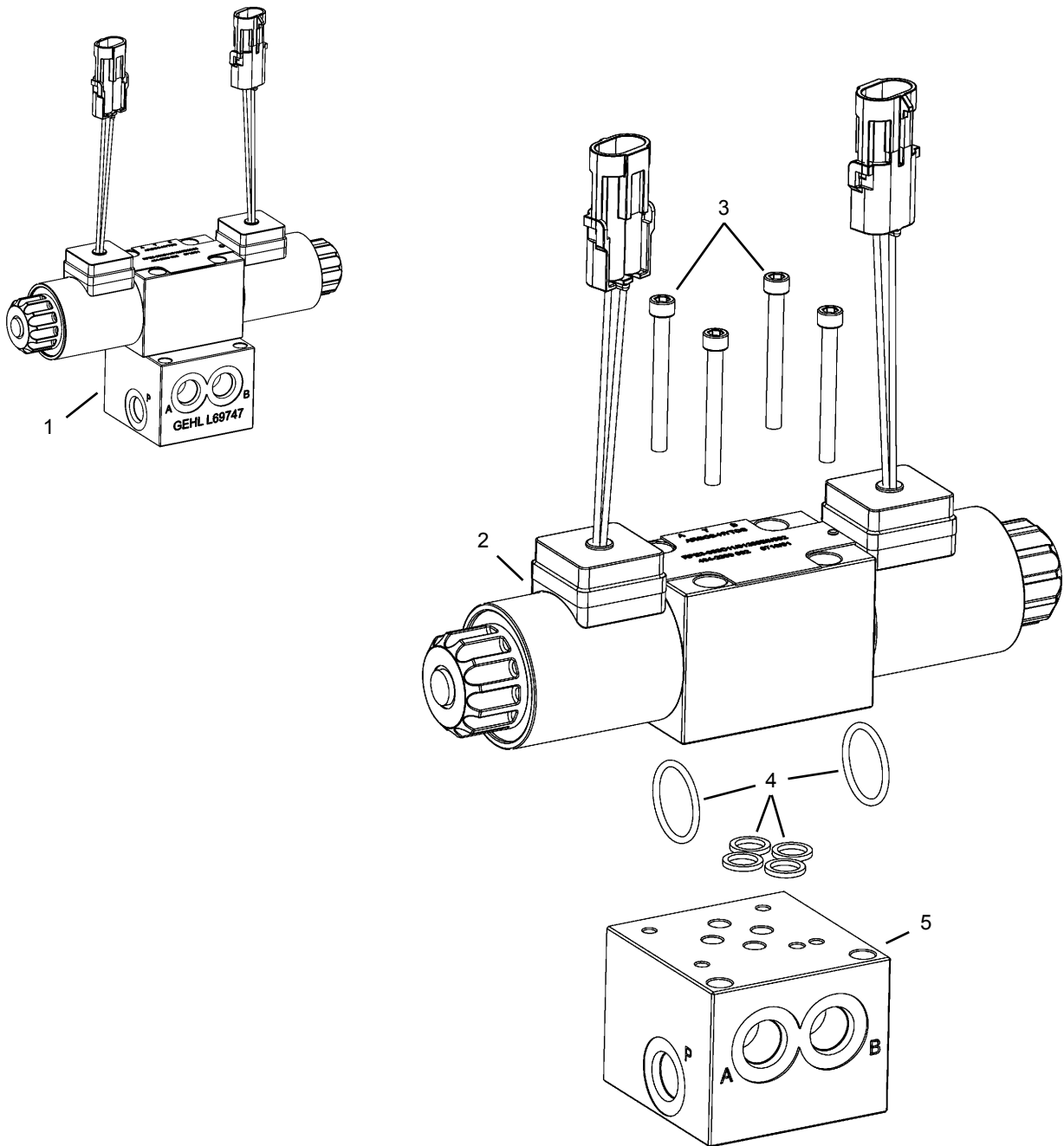
**-- ITEMS NOT SHOWN --**  
(SEAL KITS)



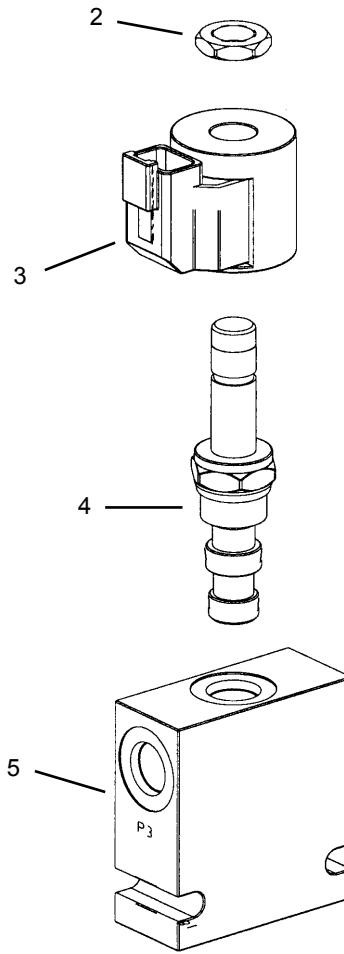
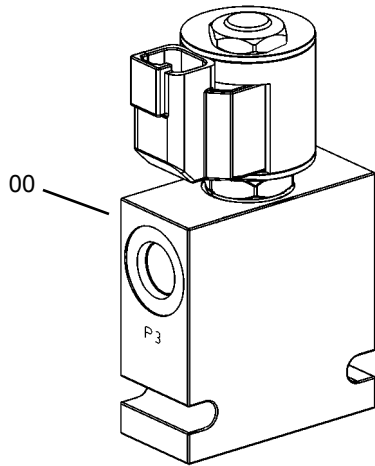
Item No.	Part No.	Description	Qty. Req.
01	103579	STEERING CONTROL UNIT . . . . .	1
02	L500962	SEAL KIT . . . . . (seals included are not shown)	1



**NOTE:** Field service and repair is limited to seal replacement only.

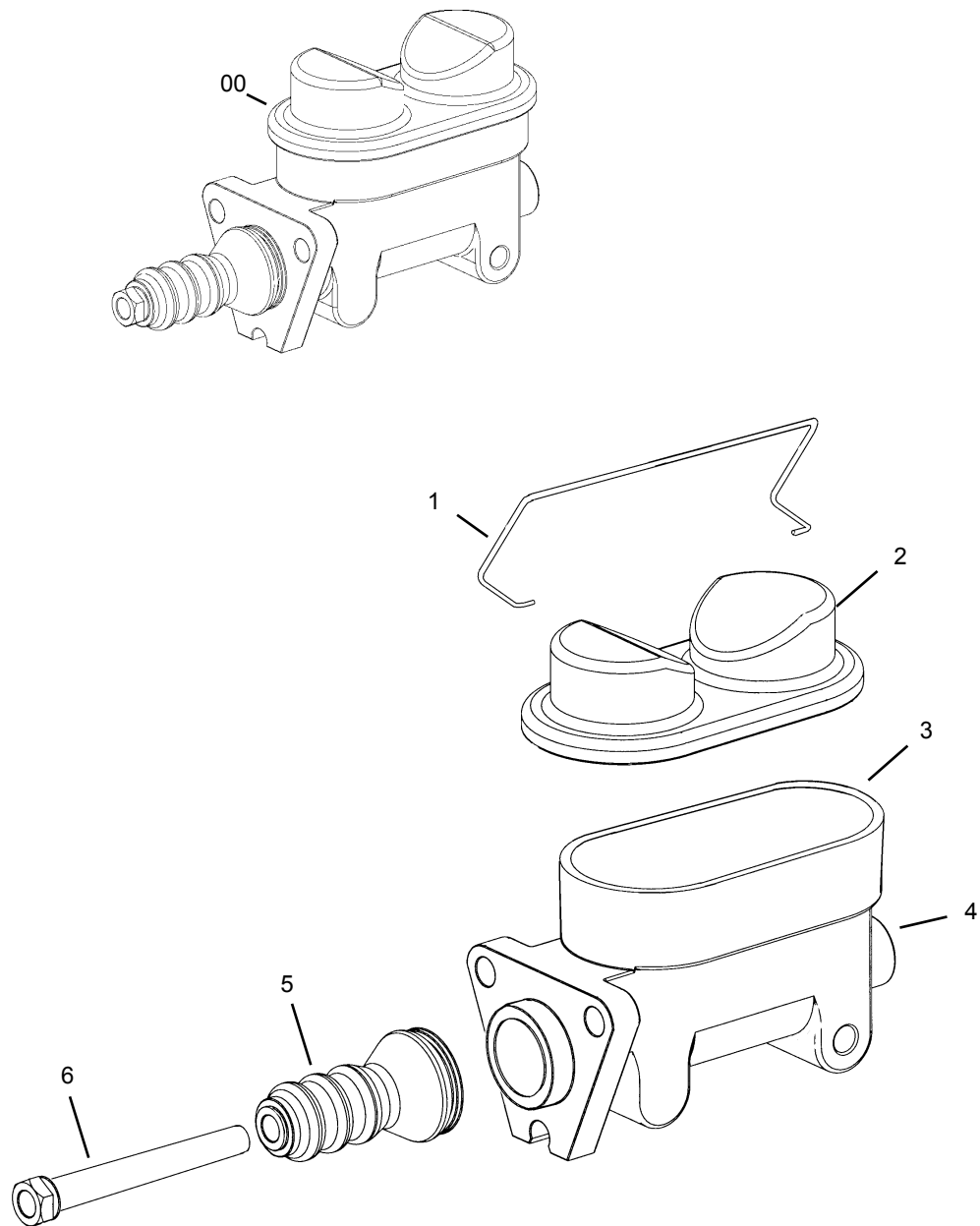


Item No.	Part No.	Description	Qty. Req.	Item No.	Part No.	Description	Qty. Req.
01	L69747	STEER SELECT VALVE..... 1 <i>(Includes items 1-5)</i>	1	04	107000	SEAL KIT ..... 1 <i>(consists of the o-rings shown)</i>	1
02	210018	WEATHER PAK VALVE..... 1	1	05	NSS	MANIFOLD ..... 1	1
03	NSS	SHCS #10-24 x 1-3/4"..... 4 <i>(included with item #1)</i>	4				



Item No.	Part No.	Description	Qty. Req.	Item No.	Part No.	Description	Qty. Req.
01	103618	PARKING BRAKE VALVE . . . . . 1 <i>(includes all items shown)</i>		04	L99910	VALVE/3WAY/2POS . . . . . 1	
02	NSS	COIL NUT <i>(included with item 4)</i> . . . 1		05	L99911	SEAL KIT . . . . . 1	
03	104736	COIL, WEATHERPAK 12VDC . . . . . 1			NSS	MANIFOLD . . . . . 1	



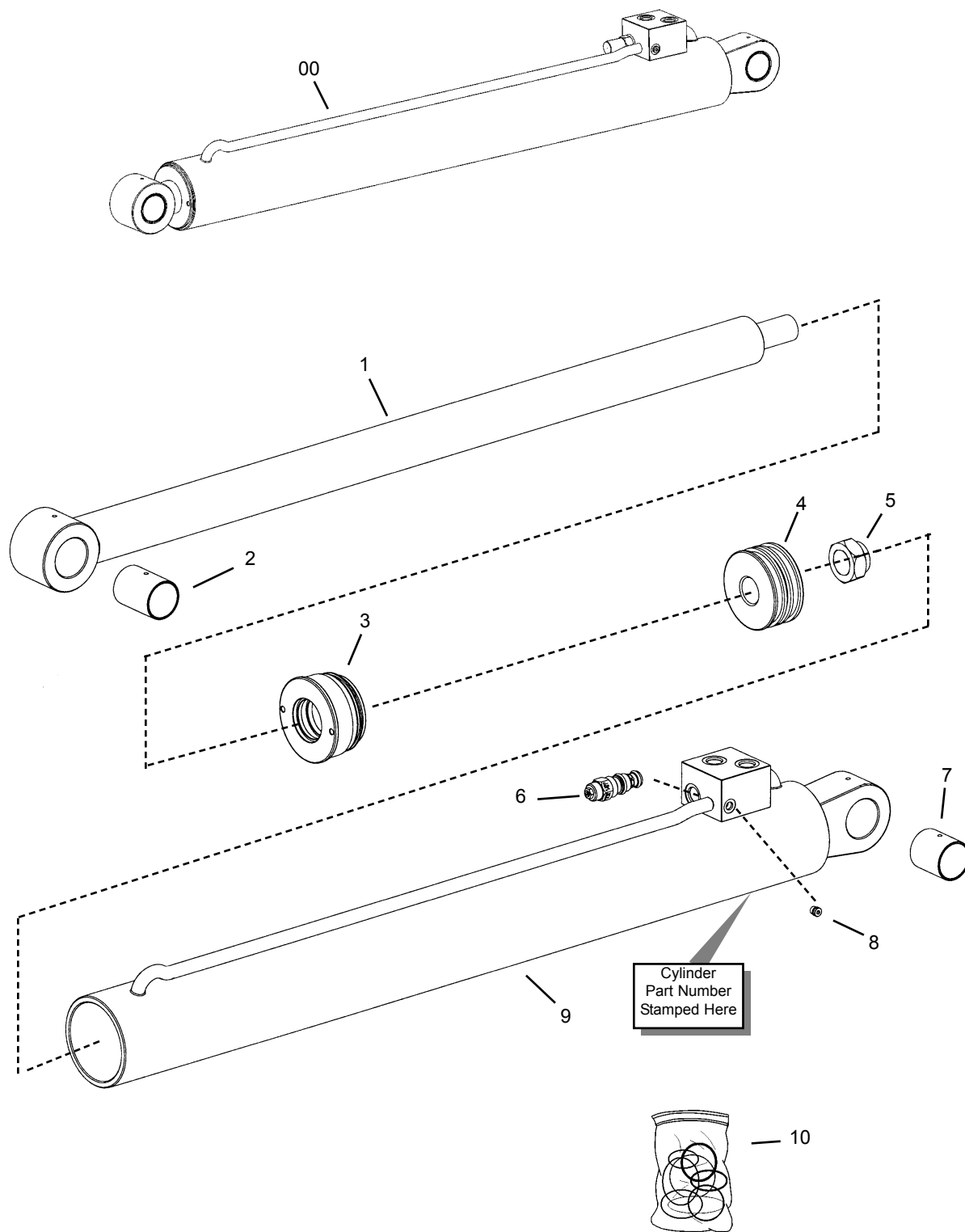


Ref. No.	Part No.	Description	Qty. Req.	Ref. No.	Part No.	Description	Qty. Req.
00	L63363	BRAKE VALVE ASY. (complete) . . . . .		03	NSS	BODY	
		(machine requires two brake valves)		04	NSS	TUBE SEAT (not shown) . . . . .	1
01	NSS	BAIL WIRE . . . . .	1	05	L98536	RUBBER BOOT . . . . .	1
02	NSS	COVER . . . . .	1	06	NSS	PUSH ROD . . . . .	1
	L98534	DIAPHRAGM GASKET . . . . .	1				

# Hydraulic Cylinders

## Lift Cylinder

# RS5-19 Telescopic Handler



# RS5-19 Telescopic Handler

# Hydraulic Cylinders Lift Cylinder

Item No.	Part No.	Description	Qty. Req.	Item No.	Part No.	Description	Qty. Req.
00	105596	LIFT CYLINDER <i>(complete)</i> . . . . .	1	07	104813	BUSHING (2"X2-1/4"X2-1/2") . . . . .	1
01	105875	ROD WELDMENT . . . . .	1	08	L99917	SAE 4 PLUG . . . . .	1
		<i>(includes item 2)</i>		09	NSS	TUBE WELDMENT . . . . .	1
02	104812	BUSHING (2"X2-1/4"X3") . . . . .	1	10	105876	CYLINDER SEAL KIT . . . . .	1
03	105874	HEAD GLAND . . . . .	1			<i>(seals included are not shown)</i>	
04	L500683	PISTON . . . . .	1				
05	L99214	LOCKNUT . . . . .	1				
06	104578	COUNTER BALANCE VALVE . . . . .	1				
	104819	SEAL KIT (CBV) . . . . .	1				

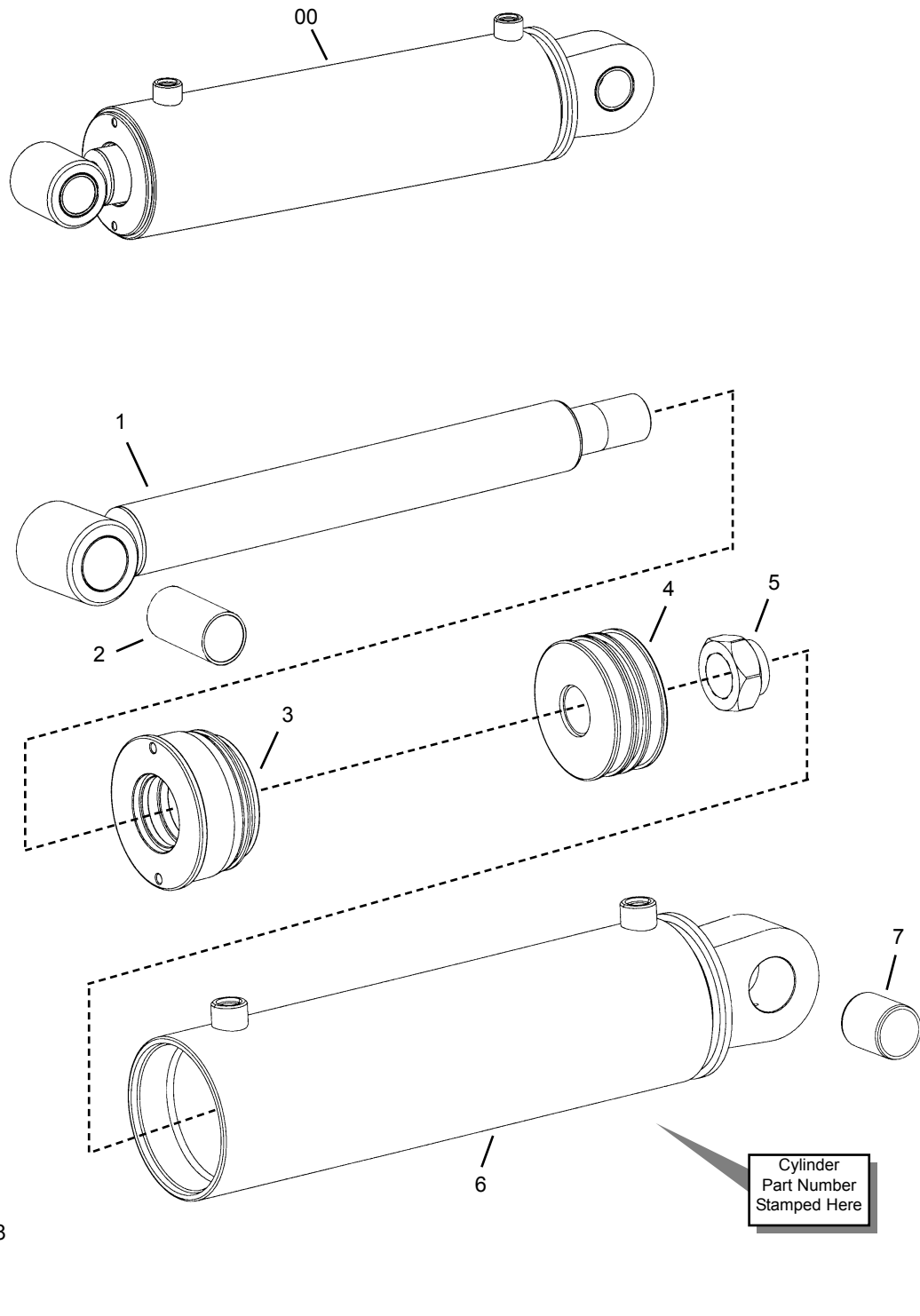


**NOTE:** Before ordering service parts, be sure to verify that the cylinder is stamped 105596 as shown on the facing page.

# Hydraulic Cylinders

## Slave Cylinder

# RS5-19 Telescopic Handler



# RS5-19 Telescopic Handler

# Hydraulic Cylinders Slave Cylinder

Item No.	Part No.	Description	Qty. Req.	Item No.	Part No.	Description	Qty. Req.
00	105599	SLAVE CYLINDER <i>(complete)</i> . . . .	1	05	L99214	LOCKNUT . . . . .	1
01	105863	ROD WELDMENT . . . . . <i>(includes item 2)</i>	1	06	NSS	TUBE WELDMENT . . . . .	1
02	104809	BUSHING <i>(1-1/2"X1-3/4"X3")</i> . . . .	1	07	104810	BUSHING <i>(1-1/2"X1-3/4"X2")</i> . . . .	1
03	105861	HEAD GLAND . . . . .	1	08	105865	CYLINDER SEAL KIT . . . . . <i>(seals included are not shown)</i>	1
04	L500683	PISTON . . . . .	1				

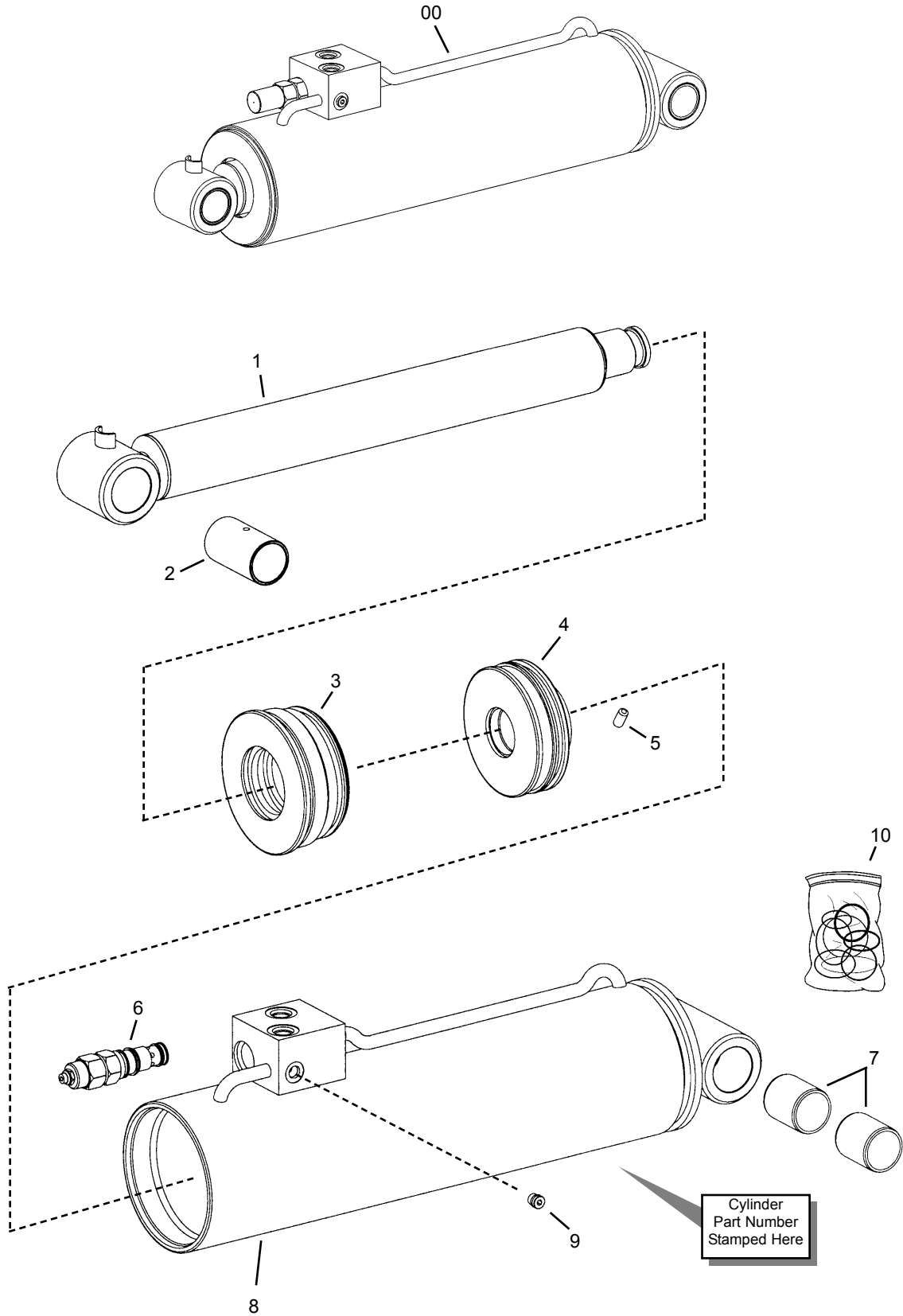


**NOTE:** Before ordering service parts, be sure to verify that the cylinder is stamped 105599 as shown on the facing page.

# Hydraulic Cylinders

## Tilt Cylinder

# RS5-19 Telescopic Handler



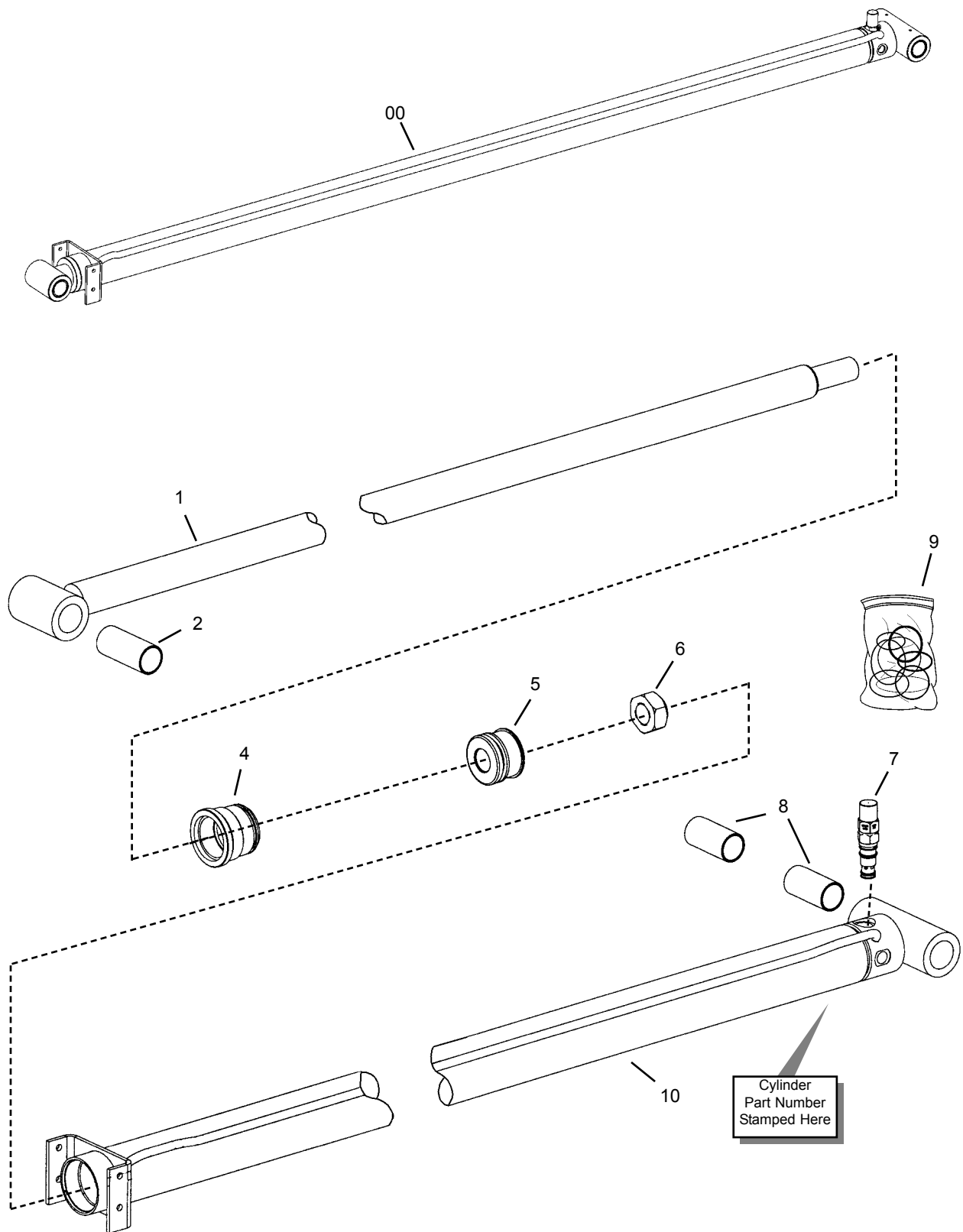
# RS5-19 Telescopic Handler

# Hydraulic Cylinders Tilt Cylinder

Item No.	Part No.	Description	Qty. Req.	Item No.	Part No.	Description	Qty. Req.
00	105598	TILT CYLINDER ( <i>complete</i> )	1	08	NSS	TUBE WELDMENT	1
01	105869	ROD WELDMENT ( <i>includes item 2</i> )	1	09	L99917	SAE 4 PLUG	1
02	104809	BUSHING (1-1/2"X1-3/4"X3")	1	10	105871	CYLINDER SEAL KIT ( <i>seals included are not shown</i> )	1
03	105868	HEAD GLAND	1				
04	105867	PISTON	1				
05	105870	3/8"-16UNC X 0.75" SET SCREW	1				
06	104578	COUNTER BALANCE VALVE	1				
	104819	SEAL KIT (CBV)	1				
07	104811	BUSHING (1-1/2"X1-3/4"X2")	2				



**NOTE:** Before ordering service parts, be sure to verify that the cylinder is stamped 105598 as shown on the facing page.





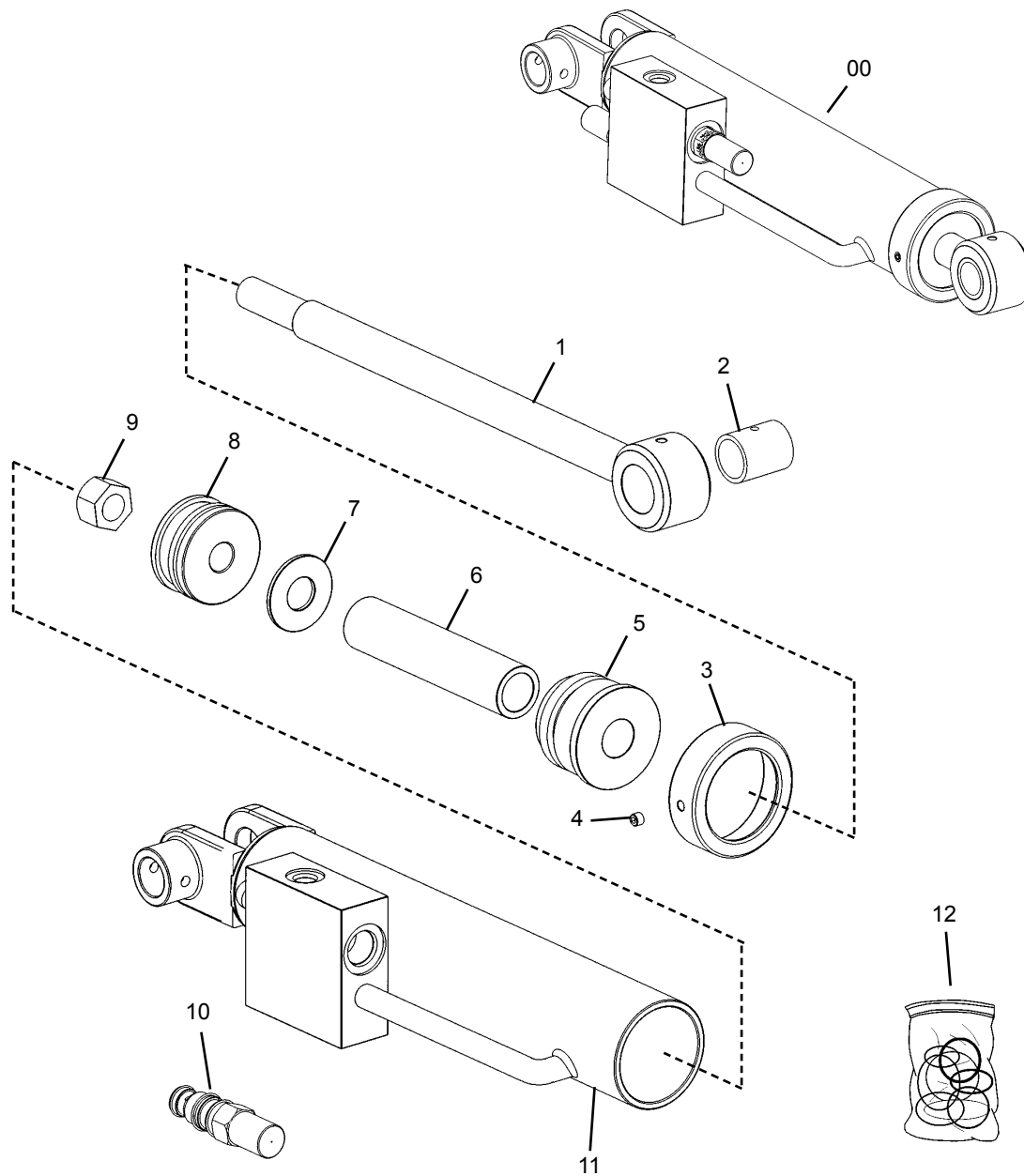
# RS5-19 Telescopic Handler

# Hydraulic Cylinders Boom Extend Cylinder

Item No.	Part No.	Description	Qty. Req.	Item No.	Part No.	Description	Qty. Req.
00	105597	EXTEND CYLINDER <i>(complete)</i> . . .	1	08	104809	BUSHING(1-1/2"X1-3/4"X3") . . . . .	2
01	105881	ROD WELDMENT . . . . .	1	09	105883	CYLINDER SEAL KIT . . . . .	1
		<i>(includes item 2)</i>				<i>(seals included are not shown)</i>	
02	104814	BUSHING (1-1/2"X1-3/4"X4") . . . . .	1	10	NSS	TUBE WELDMENT . . . . .	1
04	105880	HEAD GLAND . . . . .	1				
05	105879	PISTON . . . . .	1				
06	105882	LOCKNUT . . . . .	1				
07	103817	COUNTER BALANCE VALVE . . . . .	1				
	L96838	SEAL KIT (CBV) . . . . .	1				



**NOTE:** Before ordering service parts, be sure to verify that the cylinder is stamped 105597 as shown on the facing page.



# RS5-19 Telescopic Handler

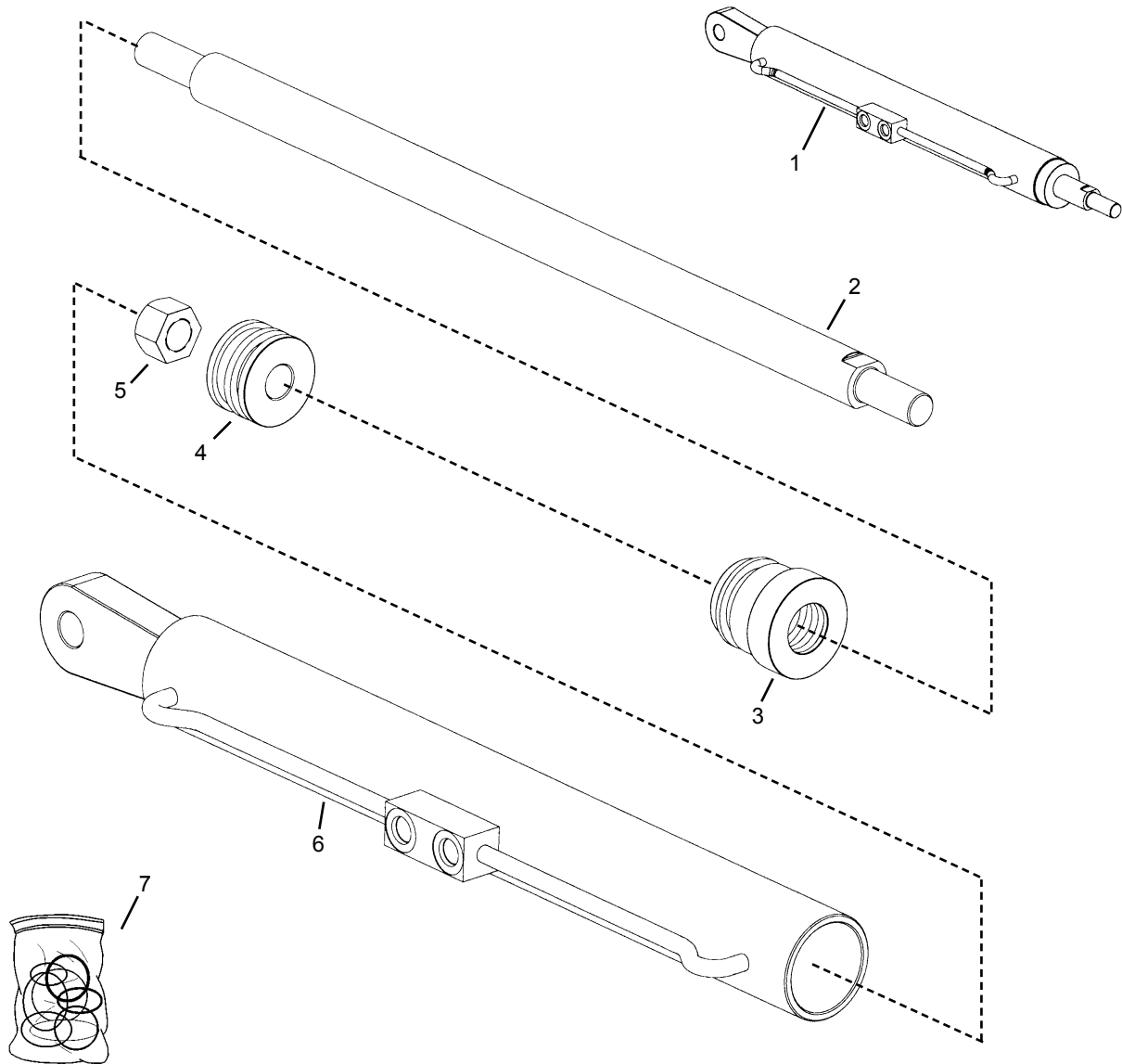
# Hydraulic Cylinders Rotating-Carriage Cylinder

Item No.	Part No.	Description	Qty. Req.	Item No.	Part No.	Description	Qty. Req.
00	L63594	ROTATE CYLINDER <i>(complete)</i> . . .	1	08	L98921	PISTON . . . . .	1
01	L99168	ROD WELDMENT . . . . .	1	09	L500367	3/4"-16 UN LOCKNUT . . . . .	1
02	L63593	BUSHING . . . . .	1	10	L64175	COUNTER BALANCE VALVE . . . . .	1
03	121554	HEAD GLAND CAP . . . . .	1		L97889	SEAL KIT (CBV)	
04	L99857	5/16"-18X1/4" SET SCREW . . . . .	1	11	NSS	TUBE WELDMENT . . . . .	1
05	L99171	HEAD GLAND . . . . .	1	12	L99170	CYLINDER SEAL KIT . . . . .	1
06	L99174	SPACER, ROD . . . . .	1			<i>(seals included are not shown)</i>	
07	L99175	SUPPORT WASHER . . . . .	1				

# Hydraulic Cylinders

## Fork-Shift 48" Carriage Cylinder

# RS5-19 Telescopic Handler



# RS5-19 Telescopic Handler

# Hydraulic Cylinders *Fork-Shift 48" Carriage Cylinder*

Ref. No.	Part No.	Description	Qty. Req.	Ref. No.	Part No.	Description	Qty. Req.
01	210932	FORK-SHIFT CYLINDER .....	1	05	080319	LN 0.75"-16 UNF .....	1
02	106959	CYLINDER ROD .....	1	06	NSS	TUBE WELDMENT .....	1
03	L500762	HEAD GLAND .....	1	07	L500370	SEAL KIT .....	1
04	L500761	PISTON .....	1				

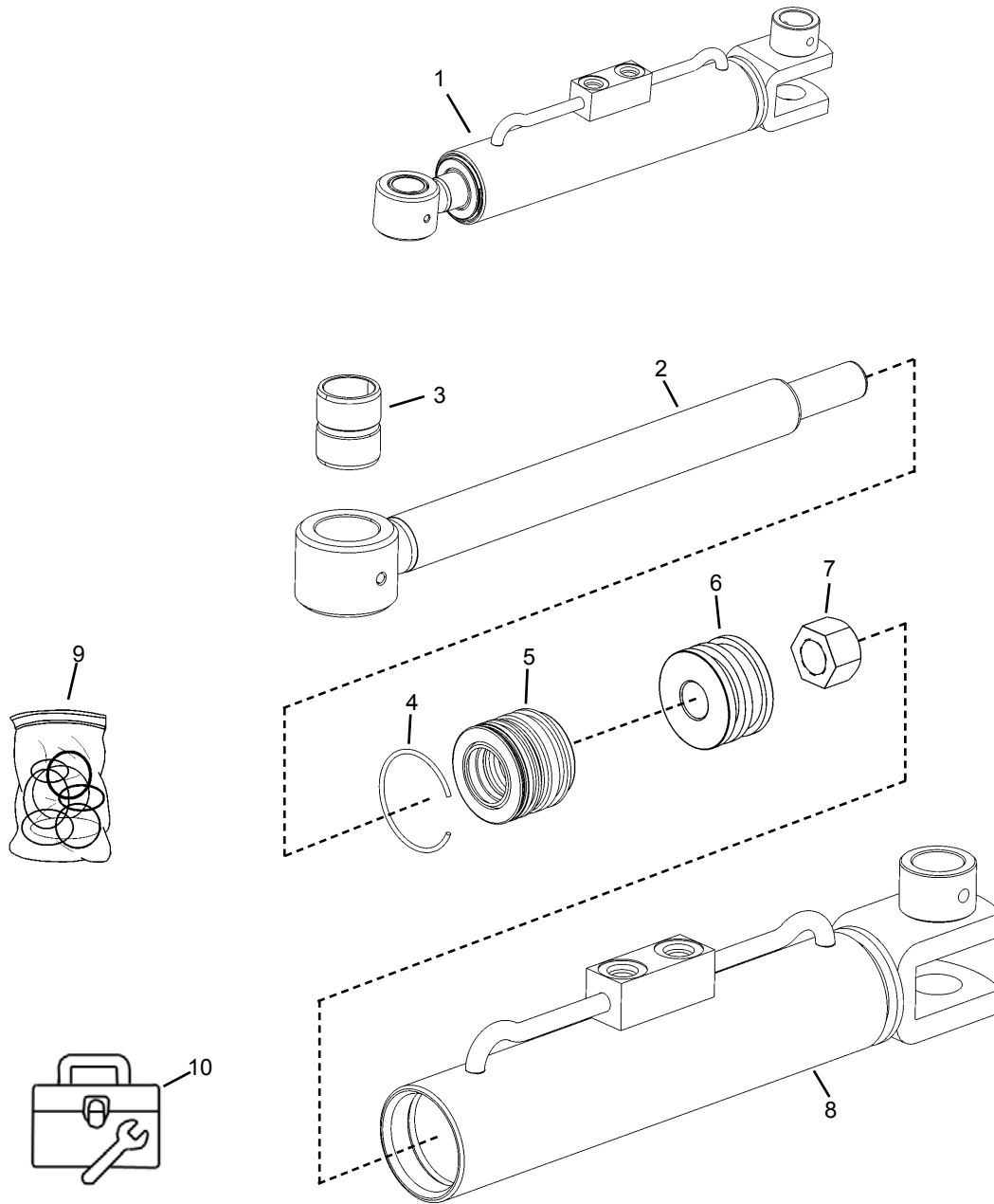


**NOTE:** *Items in seal kits are not shown.*

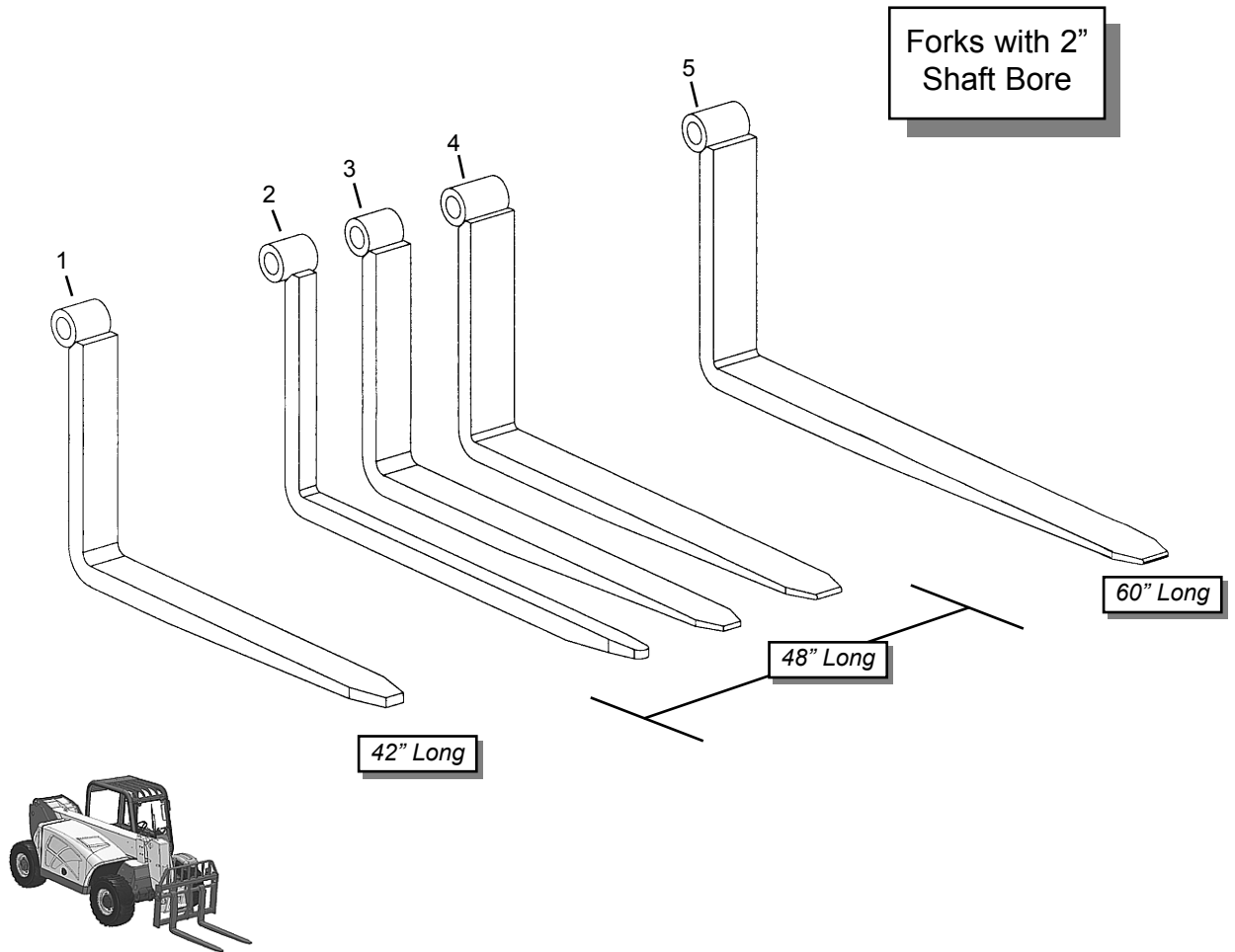
# Hydraulic Cylinders

## Side-Shift Carriage Cylinder

# RS5-19 Telescopic Handler



Item No.	Part No.	Description	Qty. Req.	Item No.	Part No.	Description	Qty. Req.
01	50380525	CYLINDER, SIDE-SHIFT	1	09	50220261	SEAL KIT	1
		(includes Items 2-9)				(Includes all required seals, an internal retaining ring, and item 4.)	
02	50220258	ROD WELDMENT	1	10	50220262	REPAIR KIT	1
03	L63593	BUSHING	1			(Includes item 9, plus a filler ring that is required to remove the head gland.)	
04 <sup>a</sup>	50220260	RETAINING RING	1				
05	50220259	HEAD GLAND	1				
06	L500761	PISTON	1				
07	080319	LOCK NUT, 3/4"-16	1				
08	NSS	TUBE WELDMENT	1				
				a		Included with seal kit (item 9).	



Item No.	Part No.	Description	Qty. Req.
<b>-- 2" FORK SHAFT DIAMETER --</b>			
01	L71350	FORK, 42"X4"X2" .....	2
02 <sup>a</sup>	L61001	FORK, 48"X2"X2" .....	4
03	L61017	FORK, 48"X4"X2" .....	2
04	L400929	FORK, 48"X5"X1-3/4" .....	2
05	105079	FORK, 60"X5"X1-1/2" .....	2


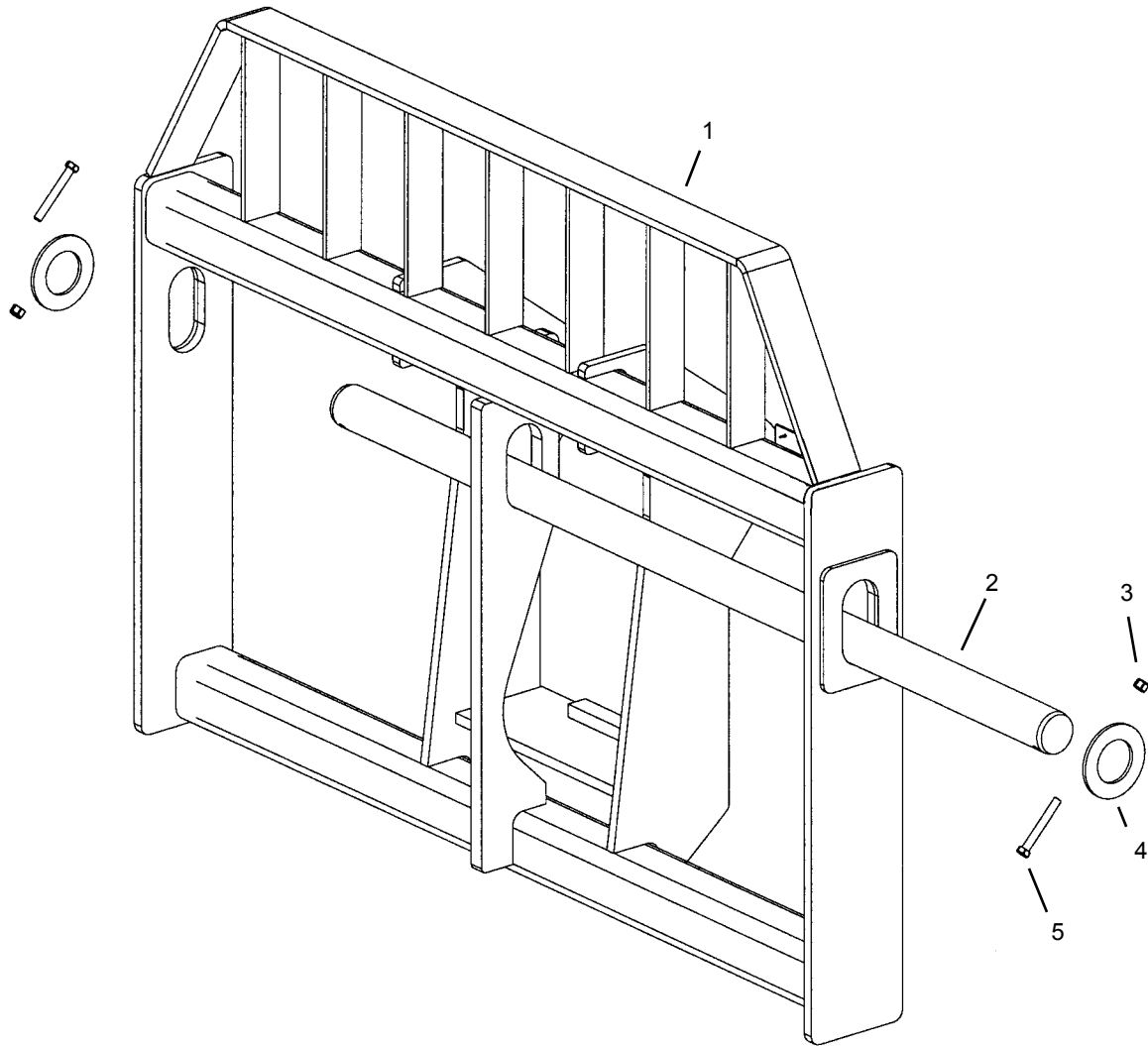
a Requires 2 sets (4 forks)



**NOTE:** Ratings are based on two forks and a 24" load on center, except for item #2, where four forks are required.

## WARNING

When ordering forks, select forks with a rating capacity that meets or exceeds the lifting capacity of the machine; failure to use the correct forks could result in injury or death. For more information contact dealer (or manufacturer).





# RS5-19 Telescopic Handler

# Attachments

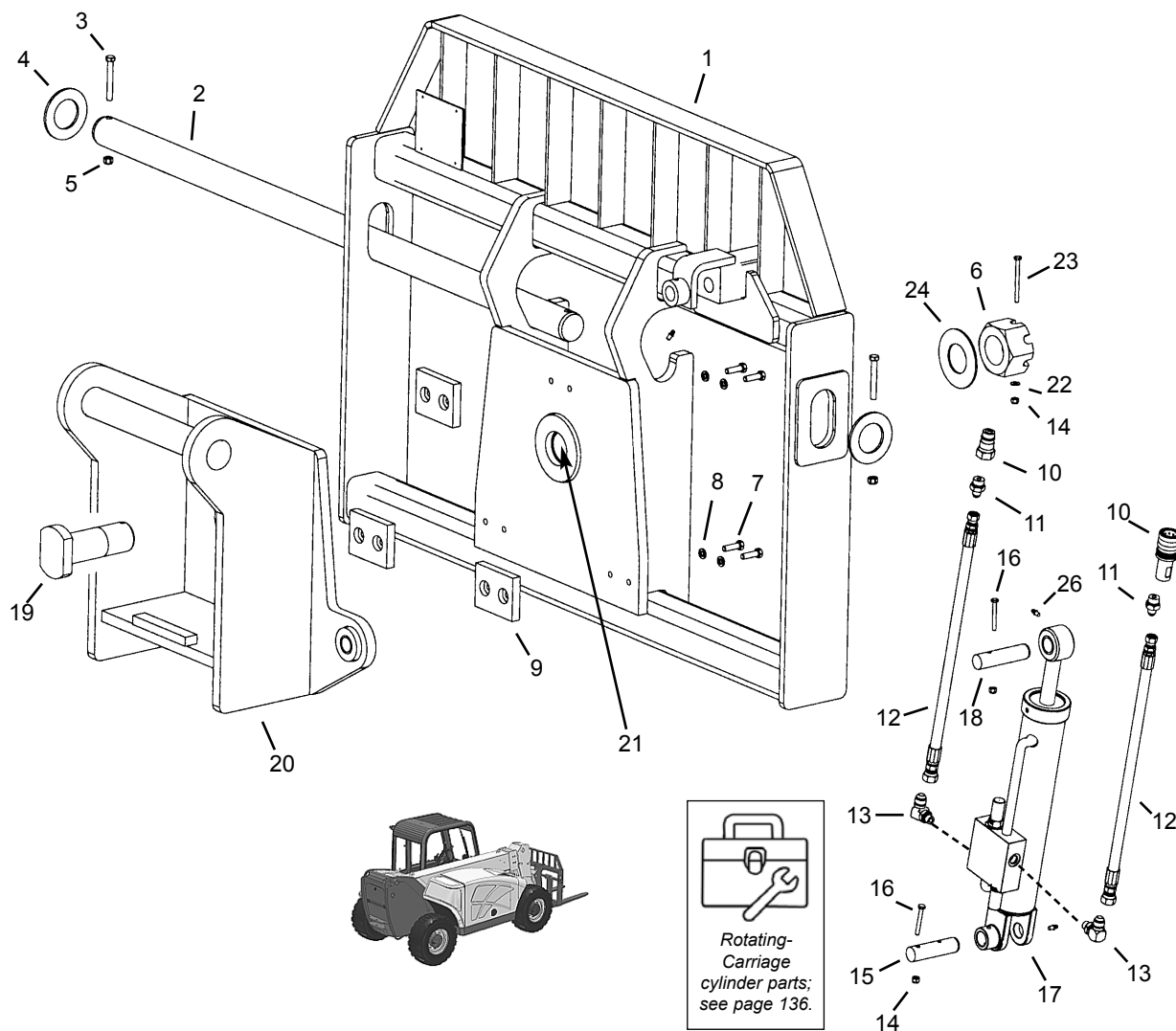
## Standard Carriage

Item No.	Part No.	Description	Qty. Req.	Item No.	Part No.	Description	Qty. Req.
01		CARRIAGE, WELDMENT . . . . .	1	03	L400425	WASHER, FORK SHAFT . . . . .	2
	104836	48" Carriage		04	067847	3/8"-16 NYLON INSERT NUT . . . . .	2
	104837	66" Carriage		05	650493	3/8"-16X2-3/4" BOLT . . . . .	2
02		FORK SHAFT BAR . . . . .	1				
	L63319	48" Carriage (50-1/2")					
	L63320	66" Carriage (68-1/2")					

# Attachments

## Rotating Carriage (Series II)

# RS5-19 Telescopic Handler



# RS5-19 Telescopic Handler

# Attachments Rotating Carriage (Series II)

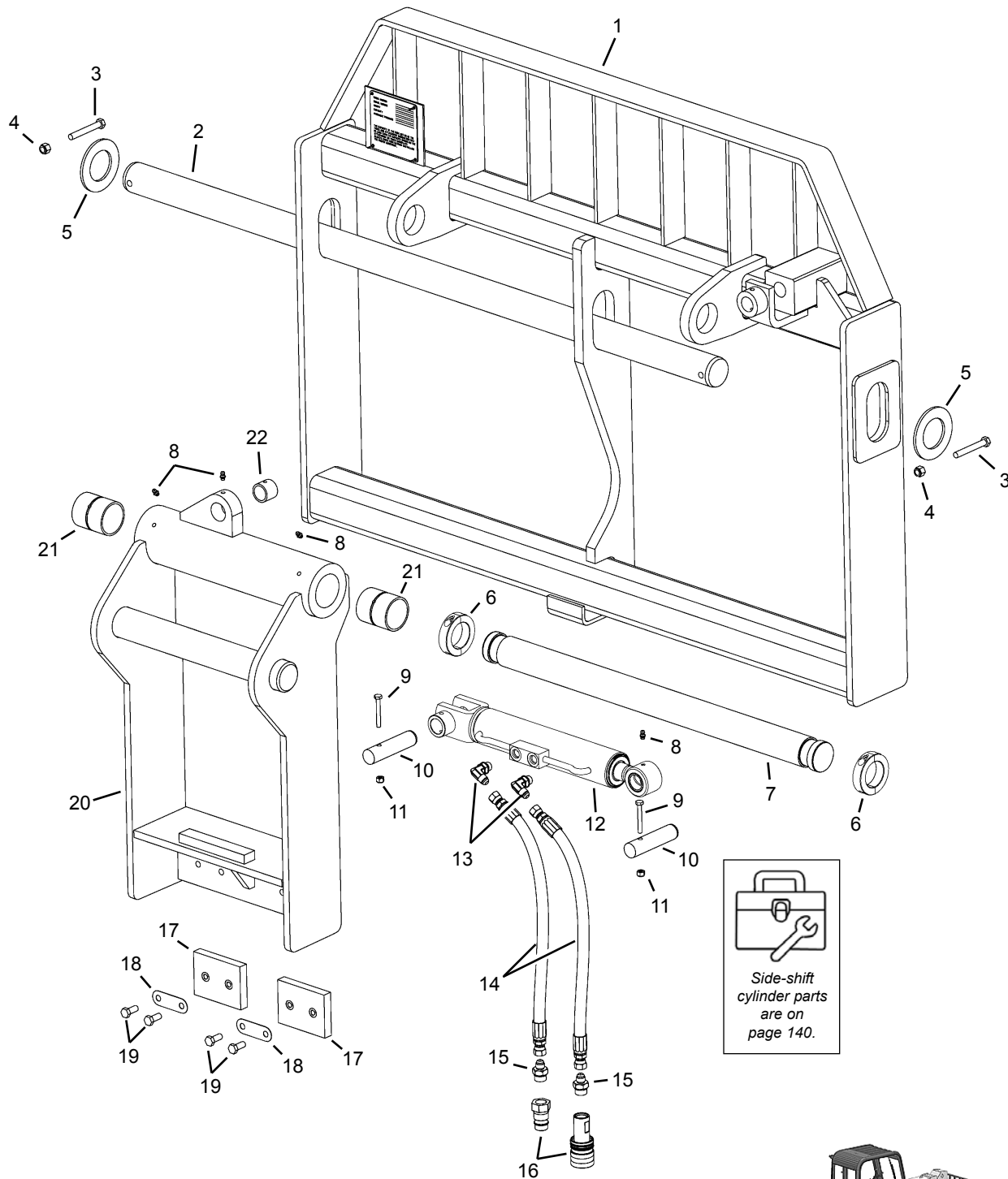
Item No.	Part No.	Description	Qty. Req.	Item No.	Part No.	Description	Qty. Req.
01		ROTATE CARRIAGE, WELDMNT .	1	11	230-24749	ADAP, -8ORM -6JICM STR. . . . .	2
	104937	48" Carriage		12	L63344	HOSE, -6 A8/A6 20" . . . . .	2
	104938	66" Carriage		13	114824	ADAP, -6ORM -6JICM 90°. . . . .	2
02		FORK SHAFT BAR . . . . .	1	14	L520003	1/4" NYLON INSERT NUT . . . . .	1
	L63319	48" Carriage (50-1/2" long)		15	L63968	PIVOT PIN, BASE END . . . . .	1
	L63320	66" Carriage (68-1/2" long)		16	L50841	1/4"X2" BOLT . . . . .	AR
03	650493	3/8"X2-3/4" BOLT . . . . .	2	17	L63594	ROTATE CYLINDER . . . . .	1
04	L400425	RETAINER. . . . .	2	18	L63969	PIVOT PIN, ROD END . . . . .	1
05	067847	3/8"-16 NYLON INSERT NUT . . . . .	2	19	104903	ROTATE PIN. . . . .	1
06	L50205	2"-12 CASTELLATED NUT . . . . .	1	20	104910	CARRIAGE PIVOT . . . . .	1
07	650491	3/8"X1-1/4" BOLT" . . . . .	6	21	104897	SPHERICAL BEARING . . . . .	1
08	654026	3/8" LOCK WASHER. . . . .	6	22	654002	1/4" FLAT WASHER . . . . .	AR
09	L61709	SLIDE PAD 3"X4" . . . . .	3	23	L50535	1/4"X3" BOLT. . . . .	1
10	L65273	QUICK COUPLER SET. . . . .	1	24	L400207	WASHER . . . . .	1

(Couplers are not sold separately.)

# Attachments

## Side-Shift Carriage

# RS5-19 Telescopic Handler



# RS5-19 Telescopic Handler

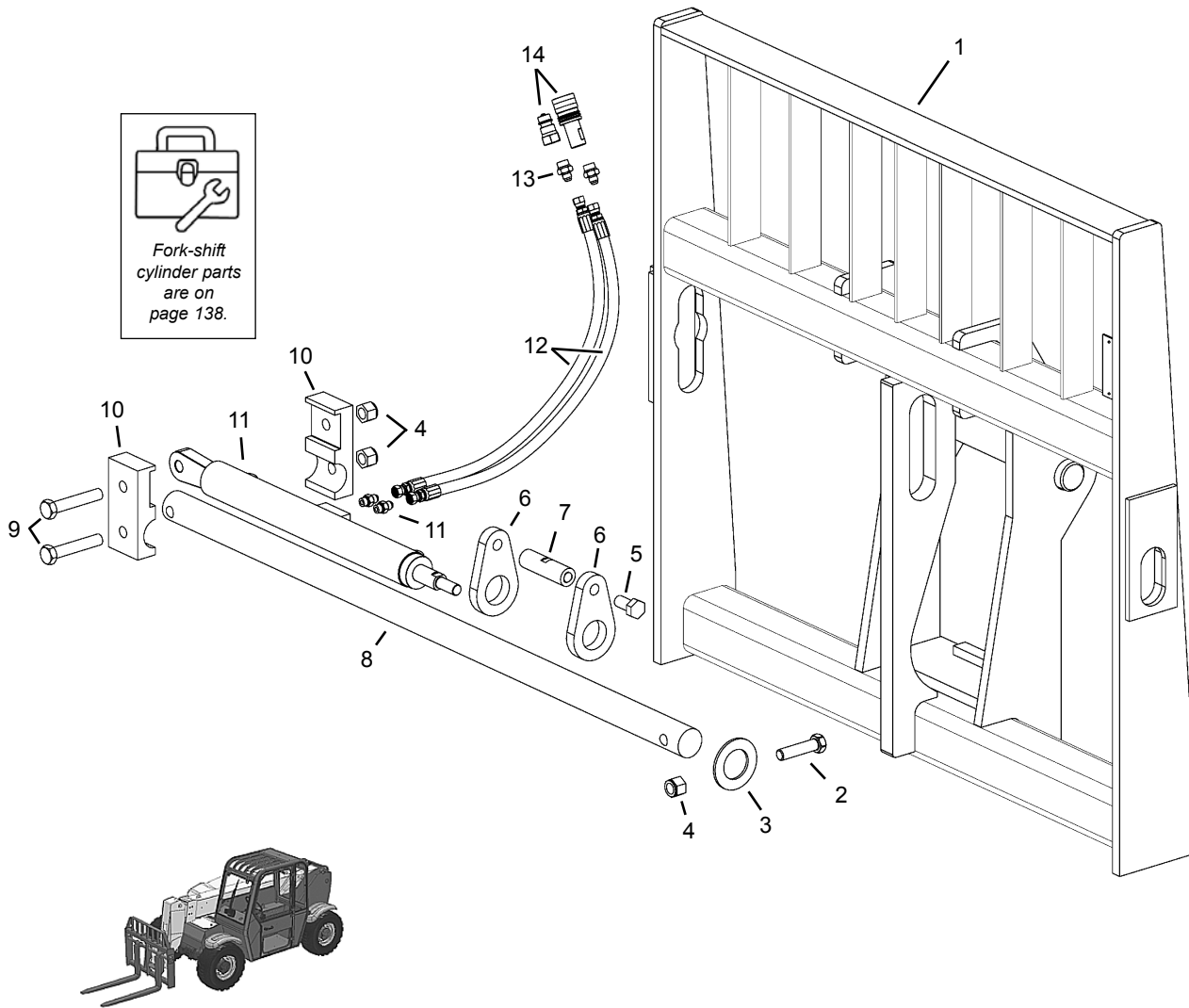
# Attachments Side-Shift Carriage

Item No.	Part No.	Description	Qty. Req.	Item No.	Part No.	Description	Qty. Req.
01	50220314	SIDE-SHIFT FRAME w/SN . . . . .	1	14	136104	HOSE, MP -6 x 30" . . . . .	2
02	L63319	BAR, FORKSHAFT 2" x 50-1/2" . . . . .	1	15	50380600	ST MJ06-MORB08 w/orifice . . . . .	2
03	650493	CS 3/8" x 2-3/4" C5ZY . . . . .	2	16	L65273	HYDRAULIC COUPLER SET . . . . .	1
04	067847	HLN INST 3/8" CZY . . . . .	2	17	L61709	PAD, SLIDE 3" x 4" . . . . .	2
05	L400425	WASHER, FORK SHAFT . . . . .	2	18	L62715	LOCK, BOLT FLAT . . . . .	2
06	50380541	COLLAR, 1-3/4" LOCKING . . . . .	2	19	L510007	CS 3/8" x 7/8" GR5 . . . . .	4
07	50380532	SHAFT, SIDE-SHIFT . . . . .	1	20 <sup>a</sup>	50380535	SIDE-SHIFT MOUNT. . . . .	1
08	570019	FITTING, GREASE 1/4" TAPER . . . . .	4	21 <sup>b</sup>	104813	BUSHING . . . . .	2
09	650706	CS 1/4" x 2" C5ZY . . . . .	2	22 <sup>b</sup>	L67712	BUSHING, 1-1/4" O.D. x 1" I.D. . . . .	1
10	L63969	PIN, CYLINDER PIVOT. . . . .	2				
11	L520003	NYLON INSERT NUT, 1/4"-20 . . . . .	2				
12	50380525	CYLINDER, SIDE-SHIFT . . . . .	1				
13	068938	90 JICM06-MAORB06. . . . .	2				
				<i>a</i>		<i>Includes bushings: items 21 and 22.</i>	
				<i>b</i>		<i>Included with item 20.</i>	

# Attachments

## Fork-Shift 48" Carriage

# RS5-19 Telescopic Handler



# RS5-19 Telescopic Handler

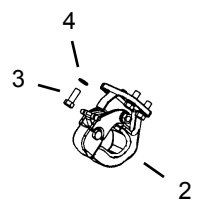
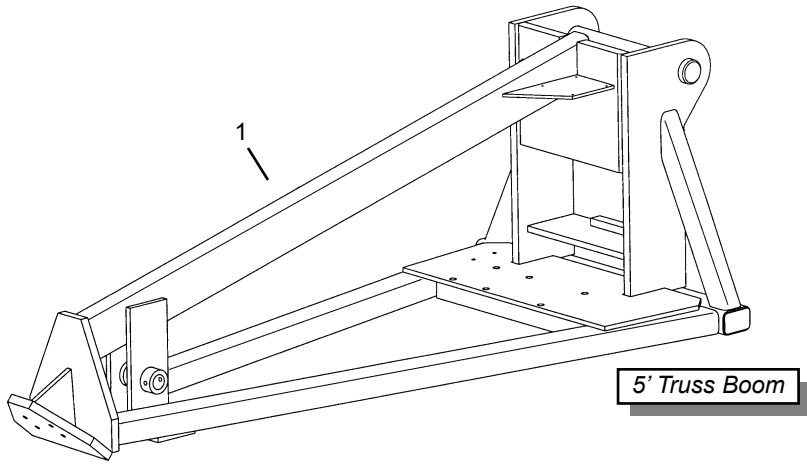

# Attachments Fork-Shift 48" Carriage

Ref. No.	Part No.	Description	Qty. Req.	Ref. No.	Part No.	Description	Qty. Req.
01 <sup>a</sup>	50220666	48" FORK-SHIFT FRAME . . . . .	1	09	L50562	3/4"-10x4" BOLT . . . . .	2
02	L50333	3/4"-10x3" BOLT . . . . .	1	10	L66918	CYLINDER MOUNT . . . . .	2
03	L400425	FORK SHAFT WASHER . . . . .	1	11	210932	FORK SHIFT CYLINDER . . . . .	1
04	079209	3/4"-10 NYLON INSERT NUT . . . . .	3	12	175720	HOSE, -6 A6/A6 51" . . . . .	2
05	650500	3/4"-10x1-1/2" BOLT . . . . .	1	13	L63143	ST MJ06-MORB08 ORIFICE . . . . .	2
06	L66931	FORK SLIDE PLATE . . . . .	2	14	L65273	COUPLER SET . . . . .	1
07		FORK SLIDE COUPLER . . . . .	1				
	L66921	4" wide forks		a		<i>Fork-shift carriage weldment only; items 2-14 are separate parts and can be order individually.</i>	
	L66948	5" wide forks					
08	210934	FORK SHAFT (2" x 53-1/8") . . . . .	1				

# Attachments

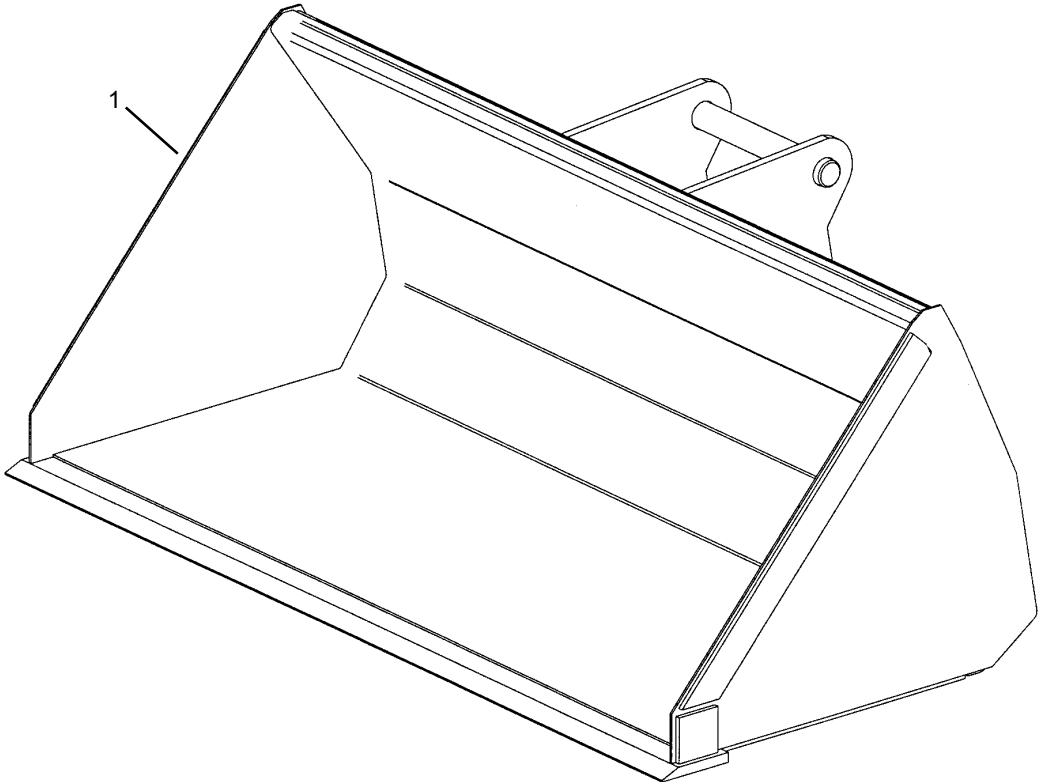
## Truss Boom

# RS5-19 Telescopic Handler



Item No.	Part No.	Description	Qty. Req.	Item No.	Part No.	Description	Qty. Req.
01	104835	TRUSS BOOM, 5FT. ....	1			<b>-- ITEMS NOT SHOWN --</b>	
02	L61411	PINTLE HOOK .....	1	--	L500222	ATTACH. ADAPTER PLATE. ....	1
03	L50380	1/2"-20X1-1/4" GR 8 BOLT .....	4	--	L66042	DECAL, TRUSS TILT BACK .....	1
04	L50152	1/2" LOCK WASHER .....	4				





Item No.	Part No.	Description	Qty. Req.
01	104834	1.0 CU. YD. BUCKET WELDMNT	. 1
	104301	CUTTING EDGE 73.5" (weld-on)	. . 1

## GENERAL INFORMATION

---

 **CAUTION**

**ALWAYS** read and follow the safety precautions on decals. Replace decals if they are damaged, or if the unit is repainted. If repainting, **BE SURE** that all applicable decals are affixed in their proper locations.

---

## NEW DECAL APPLICATION

Before applying new decals, surfaces must be free from dirt, dust, grease and other foreign material. To apply a solid-formed decal, remove the smaller portion of the decal backing paper and apply this part of the exposed adhesive backing to the clean surface while maintaining proper position and alignment. Slowly peel off the other portion of the backing paper while applying hand pressure to smooth out decal surface. To apply a die-cut decal, first remove the backing paper. Then, properly position the decal onto the clean mounting surface. After the decal is firmly applied and smoothly pressed down, remove the front covering paper.

---

 **IMPORTANT**

When a decal is affixed to a part that is to be replaced, be sure that the replacement part has the decal applied or apply a new decal.

---

## PAINT FINISH

Use this list to order paint for refinishing:

184768	One Gallon Yellow
167789	6 (12-oz. Spray Cans) Yellow
167754	One Gallon Gun-Metal Gray
167753	6 (12-oz. Spray Cans) Gun-Metal Gray

## Decal Kits

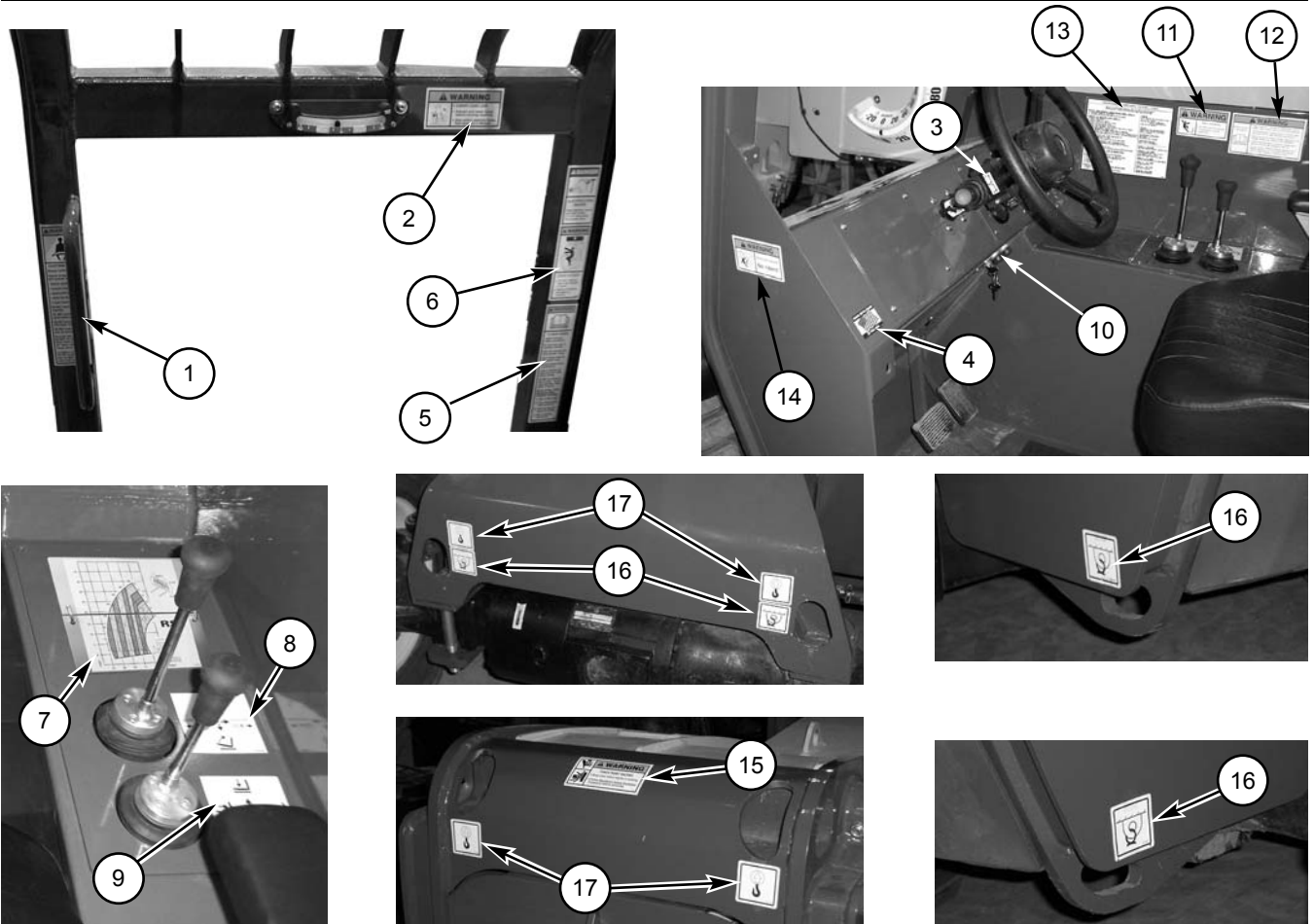
50220158 RS5-19 Telescopic Handler






**NOTE:** *Decals may be purchased in kits or individually.*

# RS5-19 Telescopic Handler




# Decals



Item	DESCRIPTION	PART NO.
01	WARNING - TILT HAZARD/GENERAL OPERATOR	L70306
02	WARNING - CARRY LOAD LOW	L65926
03	F-N-R SHIFT	L68295
04	MADE IN USA	140516
05	WARNING - PARK BRAKE/SEAT BELT	101506
06	DANGER - HIGH VOLTAGE/MOVING PARTS	L70307
07	STANDARD CARRIAGE LOAD CHART	104399
	ROTATING CARRIAGE LOAD CHART	104400
	BUCKET LOAD CHART	104401
	TRUSS BOOM LOAD CHART	104402
	SIDE SHIFT CARRIAGE LOAD CHART	210011
	FORK SHIFT CARRIAGE LOAD CHART	105804
08	ATTACHMENT TILT/AUXILIARY	100400
09	BOOM CONTROL	L63631
10	IGNITION/START/HORN	50380266
11	DANGER - PERSONAL INJURY	L65928
12	OPERATOR'S MANUAL / WARNING	100359
13	LUBE CHART	50380364
14	NO RIDERS	L65932
15	WARNING - PINCH POINT	L65927
16	TIE DOWN	104945
17	LIFT POINT	104946



Item NO.	DESCRIPTION	PART NO.
01	DANGER - HANDS OUT	L70305
02	WARNING - PINCH POINT	L65927
03	WARNING - JUMP START	L65933
04	ANTI-FREEZE	056859
05	COOLANT UNDER PRESSURE	072798
06	HYDRAULIC OIL	137632
07	GEHL, 1.50 X 6.37	104408
08	RS5-19 RH	104900
09	GEHL, 3.7 X 15.92	184043
10	GEHL, 2.75 X 11.67	184305
11	GEHL, 8.00 X 33.95	102025
12	HOT SURFACE (Not shown—affixed to the top of the hood scoop.)	L65942



Item NO.	DESCRIPTION	PART NO.
01	WARNING - PINCH POINT	L65927
02	QUICK-ATTACH DIAGRAM	L65937
03	DANGER - PERSONAL INJURY	L65928
04	BRAKE FLUID	L63474
05	GEHL, 8.00 X 33.95"	102025
06	QUICK-ATTACH UNLOCKED	L66613
07	DIESEL FUEL	50301416
08	RS5-19, LH	104899
09	GEHL, 2.00 X 8.49	104833
10	GEHL, 2.75 X 11.67	184305

# Numerical Index

# RS5-19 Telescopic Handler

**NUMERICAL INDEX**

Part No.	Page No.	Item No.	Part No.	Page No.	Item No.	Part No.	Page No.	Item No.	Part No.	Page No.	Item No.
054626	101	10	075235	111	10	102783	37	05	103679	99	17
054626	103	16	076031	97	05	102858	107	30	103715	91	06
054626	113	24	076589	47	15	102858	113	16	103718	99	03
054626	115	15	079026	105	22	102874	21	01	103720	101	05
054626	63	12	079108	107	37	102880	07	36	103725	89	11
054816	101	06	079108	113	20	102886	21	21	103754	95	16
054816	113	10	079209	149	04	102886	23	34	103758	91	05
054820	111	15	080319	139	05	102901	21	12	103808	89	18a
054994	105	05	080319	140	07	102901	23	13	103817	135	07
054994	111	02	081841	67	01	102907	25	01	103834	41	29
054994	111	14	087849	69	08	102925	11	—	103835	41	12
054994	115	07	088912	45	27	102925	17	—	103838	111	17
054994	117	11	089069	09	15	102925	51	—	103838	41	10
055005	105	27	089070	09	15	102944	25	03	103843	47	06
055005	107	12	089099	113	11	102945	25	04	103844	47	19
055064	105	31	089888	35	03	102948	21	20	103845	93	09
055064	107	19	090666	13	03	102948	23	26	103867	53	04
055064	111	07	090666	29	12	103013	17	—	103870	53	02
055981	105	33	090666	55	10	103013	51	—	103873	53	03
056089	107	35	090666	73	08	103019	15	12	103874	53	01
056089	113	17	090666	89	17	103020	15	11	103897	99	16
056859	154	04	095601	115	02	103021	07	03	103904	42	01
061946	67	04	095601	116	16	103022	07	02	103913	57	06
062023	59	08	095955	33	01	103023	07	33	103916	73	02
064260	45	13	096252	69	10	103023	15	09	103917	73	01
064260	59	10	097859	63	03	103024	07	35	103918	73	18
064260	59	28	098534	109	12	103024	15	10	103919	73	17
064373	91	03	098534	117	02	103025	19	08	103926	101	26
064373	92	07	100011	115	—	103026	19	09	103926	103	01
064373	95	13	100011	74	—	103027	19	01	103926	107	38
064644	107	09	100071	39	10	103029	15	19	103926	113	27
065538	67	05	100359	153	12	103033	25	11	103926	123	00
067455	99	02	100400	153	08	103052	123	13	103926	97	09
067823	65	12	101436	21	22	103099	11	F1	103926	99	15
067847	101	03	101436	23	28	103099	11	F3	103932	45	02
067847	143	04	101495	17	24	103100	11	R3	103980	11	—
067847	145	05	101495	51	12	103100	11	R4	103980	37	—
067847	147	04	101506	153	05	103100	11	R5	103984	39	07
067847	23	15	101710	23	38	103101	11	10	103985	39	02
067847	43	05	101712	13	04	103179	11	—	104004	41	32
067847	45	23	101719	23	11	103179	17	—	104026	111	08
067847	47	10	101746	21	32	103180	11	—	104027	105	21
067847	55	31	101746	23	33	103180	17	—	104027	109	07
067847	92	02	101756	23	41	103192	13	—	104028	41	14
068938	113	05	101792	21	20	103192	59	05	104046	05	10
068938	115	05	101792	23	26	103195	39	13	104046	69	12
068938	116	06	101877	37	10	103221	11	F4	104047	05	09
068938	147	13	102025	154	11	103221	11	F5	104047	69	11
070648	35	13	102025	155	05	103221	11	F6	104052	33	07
070856	31	12	102575	79	36	103317	105	13	104056	45	21
071401	107	04	102575	87	36	103359	37	01	104059	33	08
071401	23	32	102583	79	46	103553	73	15	104060	45	29
071401	41	43	102583	87	46	103561	07	01	104075	73	03
071401	49	04	102587	79	47	103579	115	01	104081	21	27
071401	59	11	102587	87	47	103579	124	01	104081	23	44
072580	101	25	102680	21	03	103579	37	09	104082	21	28
072580	103	02	102681	21	04	103594	69	01	104082	23	45
072580	113	07	102681	23	19	103595	69	03	104088	115	08
072580	63	10	102705	21	02	103597	95	01	104088	115	09
072580	97	08	102711	19	03	103606	95	03	104093	115	06
072580	99	14	102712	19	10	103618	116	05	104094	115	11
072587	111	11	102722	15	20	103618	117	07	104095	115	10
072798	154	05	102727	07	17	103618	126	01	104096	113	09
072806	117	10	102728	07	18	103675	07	04	104096	115	12
074830	05	08	102780	42	04	103676	92	06	104097	105	08
074830	107	24	102781	42	03	103676	95	15	104097	115	14
			102781	73	12	103678	101	20	104108	116	07

# RS5-19 Telescopic Handler

# Numerical Index

Part No.	Page No.	Item No.	Part No.	Page No.	Item No.	Part No.	Page No.	Item No.	Part No.	Page No.	Item No.
104108	117	08	104489	77	07	104550	83	04	104646	77	11
104110	109	01	104489	85	03	104551	83	06	104647	81	19
104110	113	08	104491	79	40	104552	83	08	104648	77	45
104111	116	12	104491	87	40	104568	77	39	104649	77	08
104112	116	13	104500	77	20	104568	79	21	104650	79	50
104123	123	01	104500	81	21	104568	87	21	104651	77	01
104124	123	02	104500	85	19	104569	75	03	104652	77	35
104126	93	13	104502	79	03	104569	77	42	104653	77	48
104134	07	10	104502	87	03	104569	83	03	104654	77	02
104203	09	04	104503	74	04	104570	79	10	104655	81	12
104212	105	15	104503	77	47	104570	81	13	104656	81	28
104212	109	08	104504	79	37	104570	87	10	104657	81	15
104218	111	04	104504	87	37	104571	85	01	104658	81	16
104230	73	10	104505	77	24	104572	79	23	104668	51	07
104235	69	09	104505	85	10	104572	87	23	104682	73	05
104301	151	01	104506	77	22	104573	75	04	104683	73	04
104303	105	10	104506	85	21	104578	129	06	104684	73	19
104312	53	08	104509	77	06	104578	133	06	104686	89	22
104314	123	12	104509	85	05	104583	77	32	104688	07	15
104315	123	11	104510	79	28	104584	77	33	104694	51	01
104316	123	09	104510	87	28	104585	77	38	104698	51	02
104317	123	08	104511	79	41	104586	81	10	104705	101	09
104318	123	07	104511	87	41	104587	81	25	104705	113	26
104319	123	14	104512	79	29	104588	81	20	104705	121	—
104321	123	06	104512	87	29	104589	81	23	104710	121	01
104322	123	15	104515	79	39	104590	81	31	104711	121	02
104323	123	16	104515	87	39	104591	111	23	104717	119	05
104324	123	17	104516	79	38	104591	120	06	104719	13	06
104325	123	18	104516	87	38	104591	77	46	104725	11	09
104326	123	19	104517	79	22	104592	81	26	104730	120	03
104327	123	20	104517	87	22	104593	77	04	104731	120	04
104328	123	21	104518	75	02	104594	77	36	104732	120	05
104329	123	05	104518	83	02	104596	77	26	104733	120	07
104330	123	04	104519	85	13	104597	81	17	104734	118	07
104331	123	10	104522	77	15	104598	77	29	104734	120	02
104332	123	a	104522	85	14	104600	79	32	104736	126	03
104333	123	b	104523	77	18	104600	87	32	104741	13	05
104334	123	c	104523	85	17	104601	77	03	104742	11	—
104335	123	d	104525	85	08	104602	77	34	104742	13	—
104336	123	e	104526	85	02	104603	77	37	104743	11	—
104337	123	f	104527	85	09	104604	77	28	104743	89	00
104338	123	03	104528	79	43	104605	77	30	104745	73	21
104377	117	09	104528	87	43	104606	77	40	104746	113	06
104378	109	13	104529	79	08	104608	81	04	104746	115	03
104378	117	01	104529	87	08	104615	77	43	104747	105	09
104392	89	16	104536	79	13	104616	81	08	104747	111	16
104399	153	07	104536	87	13	104617	77	44	104748	116	17
104400	153	07	104537	79	06	104618	77	41	104761	109	11
104401	153	07	104537	87	06	104619	79	51	104761	117	03
104402	153	07	104538	79	30	104620	81	33	104769	11	F2
104408	154	07	104538	87	30	104624	77	25	104793	45	30
104410	13	07	104539	79	04	104628	81	18	104794	53	11
104411	13	08	104539	87	04	104629	77	31	104796	53	12
104416	45	24	104540	79	07	104630	77	49	104800	45	31
104419	07	27	104540	87	07	104631	81	22	104809	131	02
104421	105	06	104541	79	16	104632	81	02	104809	133	02
104421	116	09	104541	87	16	104633	81	14	104809	135	08
104428	116	03	104542	74	01	104635	81	09	104810	131	07
104484	79	01	104543	74	03	104636	81	24	104811	133	07
104484	87	01	104544	79	14	104638	81	30	104812	129	02
104485	79	25	104544	87	14	104639	81	32	104813	129	07
104485	87	25	104546	79	52	104640	81	29	104813	147	21
104486	74	02	104546	87	52	104641	79	33	104814	135	02
104487	79	31	104547	85	22	104641	87	33	104819	129	06
104487	87	31	104548	87	44	104642	79	34	104819	133	06
104488	77	13	104549	79	15	104642	87	34	104833	155	09
104488	85	12	104549	87	15	104643	81	01	104834	151	01

NUMERICAL INDEX

# Numerical Index

# RS5-19 Telescopic Handler

**NUMERICAL INDEX**

Part No.	Page No.	Item No.	Part No.	Page No.	Item No.	Part No.	Page No.	Item No.	Part No.	Page No.	Item No.
104835	150	01	105612	92	01	137503	27	05	210-19470	39	09
104836	143	01	105612	93	01	137632	154	06	210-19470	47	16
104837	143	01	105738	105	20	138458	33	10	210-19470	51	11
104846	07	34	105738	109	10	138623	27	07	210-19470	61	07
104846	15	15	105804	153	07	138649	29	08	210-19470	63	04
104847	89	13	105861	131	03	138651	29	14	210-19470	63	16
104847	93	08	105863	131	01	138714	29	09	210-19470	67	18
104849	89	13	105865	131	08	138777	29	03	210-32184	45	18
104849	93	08	105867	133	04	138778	29	05	210389	81	05
104865	17	25	105868	133	03	138779	29	07	210390	81	03
104865	51	15	105869	133	01	138781	31	06	210403	39	26
104866	21	23	105870	133	05	139170	17	16	210404	39	28
104866	23	24	105871	133	10	139279	27	13	210405	39	27
104892	07	27	105874	129	03	139288	31	02	210456	101	19
104897	145	21	105875	129	01	139438	107	23	210457	103	13
104899	155	08	105876	129	10	140014	105	16	210465	89	01
104900	154	08	105879	135	05	140014	116	08	210465	91	01
104903	145	19	105880	135	04	140516	153	04	210514	50	08
104910	145	20	105881	135	01	140780	31	04	210523	103	06
104920	21	00	105882	135	06	175720	149	12	210524	103	05
104924	105	18	105883	135	09	176652	63	06	210525	101	17
104937	145	01	105982	77	14	184043	154	09	210526	101	16
104938	145	01	105983	81	07	184305	154	10	210527	99	08
104945	153	16	105984	77	21	184305	155	10	210528	99	09
104946	153	17	105984	85	20	186193	33	04	210605	101	02
104950	07	—	105985	77	19	186308	59	21	210605	91	08
104950	11	—	105985	85	18	186703	33	05	210606	97	03
104951	07	—	106001	11	07	187581	67	03	210618	111	20
104952	07	37	106126	79	48	187841	25	05	210620	113	01
104955	45	03	106126	87	48	188748	61	06	210620	113	15
104964	118	08	106127	79	56	189033	27	14	210620	97	06
104965	118	04	106127	87	56	189049	27	11	210620	97	07
104966	118	10	106158	74	05	189640	65	11	210621	103	03
104967	118	05	106872	79	42	190845	67	02	210621	103	04
104968	118	06	106872	87	42	191331	49	25	210621	113	03
104969	118	02	106875	119	03	191332	49	26	210621	113	13
104970	118	03	106876	119	02	191332	49	27	210622	101	12
104971	118	09	106877	119	04	191651	63	09	210622	113	23
105079	141	05	106959	139	02	193161	111	29	210623	101	11
105080	107	08	107000	125	04	193206	49	07	210623	113	25
105081	107	33	114824	145	13	193206	49	08	210624	113	02
105081	113	29	121002	41	48	193572	61	23	210624	113	14
105083	51	17	121480	61	02	193790	61	16	210624	99	06
105084	51	16	121554	137	03	193856	49	10	210624	99	07
105085	07	—	121684	111	26	193856	49	13	210625	101	24
105086	53	10	121773	107	14	193971	61	09	210625	113	04
105094	93	14	121774	107	10	193971	63	14	210625	113	12
105212	92	12	121774	113	30	194068	63	09	210626	101	07
105233	105	01	127428	63	19	194165	61	20	210626	101	08
105236	37	07	127747	107	22	194166	63	21	210626	113	21
105254	85	15	127953	107	34	194166	65	06	210626	113	22
105255	77	17	127953	113	28	194316	61	05	210627	105	32
105255	85	16	128007	55	15	194376	105	23	210627	111	19
105505	105	25	128007	63	08	194703	111	01	210630	101	—
105506	43	01	131683	107	15	195568	05	01	210630	103	—
105507	43	02	131683	111	27	195568	61	09	210630	113	—
105520	65	13	132049	111	21	195568	63	15	210630	97	—
105521	65	04	134492	89	20a	195740	49	12	210630	99	—
105558	77	16	135427	65	10	201179	27	18	210640	41	25
105559	77	23	136104	147	14	203823	05	05	210645	41	23
105565	50	07	136226	65	05	210001	41	05	210646	41	01
105567	50	04	136304	25	06	210011	153	07	210708	41	40
105596	129	00	136305	25	07	210018	125	02	210722	57	01
105597	135	00	136305	27	12	210134	73	15	210765	35	12
105598	133	00	136310	25	13	210170	39	01	210768	31	11
105599	131	00	137412	111	03	210-19470	17	28	210771	31	20
105601	61	26	137503	25	16	210-19470	23	23	210772	31	19



# RS5-19 Telescopic Handler

# Numerical Index

Part No.	Page No.	Item No.	Part No.	Page No.	Item No.	Part No.	Page No.	Item No.	Part No.	Page No.	Item No.
210774	31	23	211269	47	09	50220678	81	06	50380579	17	03
210784	31	18	211270	47	18	50220679	81	34	50380580	11	—
210785	31	17	211301	67	12	50220680	81	36	50380581	11	—
210787	31	16	216181	79	05	50220683	85	11	50380582	11	—
210788	31	14	216181	87	05	50220685	81	27	50380583	17	04
210789	05	07	219274	07	19	50250359	59	09	50380600	147	15
210789	31	10	230-24749	145	11	50250362	05	03	50380605	69	17
210790	29	04	230-32195	116	04	50250362	59	25	50380606	47	01
210791	29	11	230-32364	116	01	50250370	49	15	50380609	49	05
210793	29	10	230-32593	105	19	50301416	155	07	50380616	55	05
210795	29	02	230-32593	109	09	50351523	59	02	50380634	35	14
210796	27	01	230-32672	107	36	50351686	05	02	50380654	63	20
210821	29	13	230-32672	113	19	50351686	59	25	50380665	59	27
210822	50	03	230-32674	107	16	50352003	59	19	50380682	17	02
210829	29	—	241008	31	07	50352010	59	17	50380689	57	10
210829	35	—	241303	31	05	50352550	05	04	50380738	55	13
210830	29	—	241310	29	17	50352550	59	25	50380739	55	12
210832	33	06	241310	31	01	50352551	05	06	50380751	11	02
210861	05	07	241524	33	02	50352551	59	09	50380753	11	01
210861	61	27	242145	27	08	50353984	41	45	50380758	55	23
210862	65	07	242381	49	20	50380056	61	24	50380760	55	02
210869	65	03	242381	49	21	50380058	45	25	50380766	55	04
210879	47	17	242875	27	09	50380120	107	29	50380773	69	16
210885	67	07	244465	63	01	50380125	107	21	50380790	105	14
210886	67	11	244852	107	06	50380133	107	18	50380804	57	04
210897	61	22	271028	31	15	50380135	45	09	50380807	57	14
210927	09	02	272235	107	20	50380135	59	13	50380842	57	03
210932	139	01	272235	109	03	50380170	111	05	50380847	25	10
210932	149	11	272235	117	05	50380170	111	12	50380858	55	01
210934	149	08	272452	107	24	50380179	55	22	50380859	55	24
210988	49	01	272648	11	03	50380181	55	09	50380860	55	20
211023	27	17	275873	49	24	50380212	107	01	50380861	55	08
211034	33	03	420-35019	69	15	50380215	67	15	50380922	105	17
211035	35	06	420-35602	35	09	50380216	67	16	50380941	49	16
211039	35	02	420-36290	27	10	50380217	45	06	50380964	71	06
211043	47	14	50220030	77	05	50380218	45	07	50380965	71	05
211045	35	08	50220030	79	02	50380219	45	08	50380966	71	04
211052	35	01	50220030	87	02	50380243	09	07	50380967	71	03
211056	67	08	50220056	79	45	50380247	63	11	50380968	71	02
211102	41	46	50220056	87	45	50380248	63	13	50380969	71	01
211103	23	21	50220068	81	35	50380250	107	31	50380993	59	01
211107	23	05	50220154	67	13	50380250	113	31	50380995	63	05
211110	41	47	50220155	67	17	50380252	105	30	50381000	61	12
211112	41	42	50220249	85	04	50380252	107	11	50381000	63	18
211135	23	07	50220258	140	02	50380255	111	13	50381003	57	12
211145	27	02	50220259	140	05	50380257	111	09	50381003	59	20
211146	05	11	50220260	140	04	50380258	105	29	50381004	59	24
211146	27	03	50220261	140	09	50380258	107	13	50381005	59	06
211147	27	01	50220262	140	10	50380266	153	10	50381006	57	11
211148	27	06	50220314	147	01	50380306	07	14	50381006	59	07
211149	27	04	50220666	149	01	50380306	09	01	50381007	59	18
211149	29	06	50220667	77	09	50380314	09	08	50381008	49	17
211156	23	20	50220667	85	07	50380359	45	14	50657004	55	03
211158	23	06	50220668	77	10	50380360	45	16	50657037	57	02
211159	23	02	50220668	85	06	50380364	153	13	570019	147	08
211160	23	01	50220669	77	12	50380475	45	01	650007	49	09
211191	111	06	50220670	77	27	50380487	61	01	650007	55	07
211191	118	11	50220671	79	12	50380513	41	11	650315	35	15
211193	109	05	50220671	87	12	50380515	41	52	650387	101	18
211193	119	01	50220674	79	60	50380519	41	28	650387	103	10
211194	107	17	50220674	81	11	50380525	140	01	650387	57	05
211194	67	14	50220675	79	61	50380525	147	12	650426	49	14
211198	105	26	50220675	87	61	50380532	147	07	650448	41	45
211223	45	10	50220676	79	19	50380535	147	20	650448	50	05
211225	69	05	50220676	87	19	50380541	147	06	650448	59	22
211247	111	22	50220677	79	20	50380576	17	02	650449	23	10
211247	120	01	50220677	87	20	50380577	17	01	650450	29	15

NUMERICAL INDEX

# Numerical Index

# RS5-19 Telescopic Handler

NUMERICAL INDEX

Part No.	Page No.	Item No.	Part No.	Page No.	Item No.	Part No.	Page No.	Item No.	Part No.	Page No.	Item No.
650450	89	07	650733	101	15	653002	07	40	L41848	09	16
650450	93	15	650733	103	09	653007	49	11	L41848	09	17
650450	99	20	650733	113	27	653018	41	06	L41854	57	07
650454	92	08	650744	91	02	653036	41	34	L43221	105	28
650454	95	14	650786	45	26	653098	47	07	L43221	57	13
650484	67	10	650786	47	11	653098	69	04	L446043	41	35
650485	105	12	650786	55	28	654000	109	12	L44859	41	26
650485	53	09	650810	41	08	654002	107	05	L500001	17	15
650485	59	04	650818	101	21	654002	116	02	L500004	17	17
650485	63	02	650818	97	04	654002	116	05	L500017	23	04
650486	47	12	650818	99	05	654002	145	22	L500019	15	16
650486	51	14	650844	111	28	654002	15	—	L500020	07	29
650486	67	06	650863	15	—	654002	41	51	L500021	07	30
650487	39	11	650863	41	20	654004	23	25	L500021	15	05
650487	59	29	650863	41	45	654004	39	08	L500021	19	04
650487	61	08	650863	49	06	654004	67	09	L500021	21	08
650487	63	17	650936	07	39	654004	89	04	L500021	23	09
650488	107	03	650958	107	07	654006	31	21	L500022	07	28
650488	45	11	650991	23	16	654006	43	04	L500022	21	21
650488	47	08	651065	69	06	654006	51	03	L500022	41	30
650488	55	11	651087	107	23	654006	59	15	L500024	15	08
650488	59	14	651087	47	02	654009	50	10	L500025	15	14
650488	89	15	651087	55	29	654028	21	22	L500027	15	18
650488	93	06	651148	23	37	654046	21	22	L500028	15	17
650488	93	12	651151	42	02	654046	23	29	L500036	23	12
650489	105	03	651151	73	11	654049	107	02	L500038	15	01
650490	41	03	651395	31	09	654049	47	03	L500038	19	02
650490	47	04	651448	61	17	656001	113	27	L500038	21	09
650490	50	01	651457	53	03	656007	65	02	L500038	23	03
650491	145	07	651464	23	39	656009	63	22	L500042	15	04
650491	29	16	651505	41	50	656009	65	08	L500042	19	05
650491	41	24	651517	41	09	656047	23	40	L500042	21	07
650491	43	03	651543	73	13	656048	55	19	L500042	23	09
650493	101	01	651561	47	13	656048	61	03	L500055	07	05
650493	143	05	651606	23	36	656090	55	17	L500057	07	05
650493	145	03	651617	61	13	656090	55	27	L500099	17	23
650493	147	03	651625	23	35	656090	61	10	L500111	15	07
650493	91	07	651625	37	08	656093	63	23	L500163	25	08
650493	95	12	651625	89	23	656100	61	18	L500222	150	—
650495	109	06	651635	21	21	656103	65	01	L500225	49	22
650500	149	05	651635	23	31	656105	61	21	L500225	49	23
650512	49	03	651636	21	21	656111	55	18	L500227	105	10
650512	55	06	651636	23	27	656111	61	04	L500367	137	09
650518	69	07	651638	21	05	656111	63	07	L500370	139	07
650533	41	37	651638	23	14	656133	31	08	L500467	79	11
650542	59	03	651639	15	02	656133	55	16	L500467	87	11
650545	59	12	651639	19	07	656133	55	26	L500509	79	27
650547	101	27	651639	23	18	656133	61	11	L500509	87	27
650549	45	20	651640	15	03	656154	61	14	L50051	07	19
650550	45	19	651640	35	11	656173	61	15	L50051	07	26
650557	45	04	651641	15	06	656179	53	03	L50051	115	00
650557	51	03	651641	19	06	656180	31	24	L50051	35	04
650557	57	08	651641	21	06	660068	73	22	L50051	45	17
650568	105	24	651641	23	17	808498	17	26	L50051	50	06
650579	31	22	651643	21	10	813610	17	27	L50051	59	23
650579	89	10	651643	21	26	L10465	91	04	L500519	79	26
650630	39	03	651643	23	43	L10465	95	02	L500519	87	26
650648	41	41	651656	65	09	L10466	73	20	L500542	83	05
650704	07	23	651675	111	25	L20729	07	—	L500594	35	10
650706	116	02	651676	111	24	L400207	145	24	L500595	29	01
650706	147	09	651677	73	09	L400425	143	03	L500595	35	07
650706	41	44	651678	92	05	L400425	145	04	L500596	35	05
650725	41	17	651681	13	10	L400425	147	05	L500607	19	01
650730	21	11	651720	61	25	L400425	149	03	L500683	129	04
650730	23	08	651780	31	13	L400929	141	04	L500683	131	04
650730	31	25	651798	41	19	L41261	37	02	L500695	17	22
650732	59	26	651809	61	19	L41847	51	03	L500696	17	13

# RS5-19 Telescopic Handler

# Numerical Index

Part No.	Page No.	Item No.	Part No.	Page No.	Item No.	Part No.	Page No.	Item No.	Part No.	Page No.	Item No.
L500697	17	19	L520004	107	28	L65640	89	05	L70428	116	02
L500700	17	06	L520004	92	09	L65926	153	02	L71003	99	18
L500701	17	20	L520019	51	04	L65927	153	15	L71074	09	06
L500706	17	05	L520019	97	02	L65927	154	02	L71075	09	03
L500708	17	21	L52024	07	32	L65927	155	01	L71076	09	10
L500709	17	18	L52025	07	11	L65928	153	11	L71076	09	12
L500718	17	14	L52028	89	03	L65928	155	03	L71077	09	13
L500747	11	12	L54002	07	—	L65932	153	14	L71082	09	09
L500748	11	11	L561004	41	33	L65933	154	03	L71083	07	—
L500761	139	04	L580005	41	07	L65937	155	02	L71083	09	14
L500761	140	06	L580009	41	13	L65942	154	12	L71084	09	11
L500762	139	03	L61001	141	02	L65942	45	15	L71088	09	05
L50081	51	08	L61017	141	03	L66042	150	—	L71305	07	—
L500962	124	02	L61411	150	02	L66139	116	14	L71350	141	01
L50101	37	04	L61708	89	12	L66456	95	04	L96838	121	01
L50139	07	31	L61708	93	02	L66613	155	06	L96838	135	07
L50139	116	02	L61709	145	09	L66613	95	08	L97889	137	10
L50151	13	02	L61709	147	17	L66877	69	18	L98355	79	09
L50151	51	05	L61709	89	09	L66918	149	10	L98355	83	07
L50151	89	19	L61709	93	07	L66921	149	07	L98355	87	09
L50152	150	04	L62715	147	18	L66931	149	06	L98373	75	01
L50196	39	04	L62731	89	14	L66948	149	07	L98373	83	01
L50201	73	14	L62731	93	03	L67446	107	26	L98392	85	25
L50202	07	13	L62741	116	11	L67712	147	22	L98534	127	02
L50202	07	19	L630004	55	25	L68039	103	12	L98536	127	05
L50202	15	—	L63143	149	13	L68039	92	11	L98921	137	08
L50202	21	21	L63272	101	23	L68280	37	06	L99157	07	27
L50202	25	12	L63272	95	10	L68295	153	03	L99157	45	22
L50202	27	16	L63319	143	02	L68496	39	12	L99163	105	10
L50205	145	06	L63319	145	02	L68592	33	09	L99168	137	01
L50209	41	31	L63319	147	02	L69297	07	09	L99170	137	12
L50243	113	26	L63320	143	02	L69402	07	25	L99171	137	05
L50253	47	05	L63320	145	02	L69488	41	27	L99174	137	06
L50253	73	06	L63344	145	12	L69488	45	12	L99175	137	07
L50286	51	06	L63363	116	10	L69595	37	03	L99214	129	05
L50333	149	02	L63363	127	00	L69615	41	22	L99214	131	05
L50364	116	05	L63363	41	04	L69734	73	16	L99425	37	06
L50366	53	05	L63474	155	04	L69747	115	04	L99857	137	04
L50380	150	03	L63545	25	02	L69747	125	01	L99910	126	04
L50417	07	12	L63545	27	15	L69755	07	22	L99911	126	01
L50517	39	05	L63593	137	02	L69756	07	20	L99916	121	02
L50535	115	00	L63593	140	03	L69789	41	18	L99917	129	08
L50535	145	23	L63594	137	00	L69832	101	13	L99917	133	09
L50562	149	09	L63594	145	17	L69832	103	07	L99933	69	14
L50599	50	09	L63631	153	09	L69832	92	04			
L50607	41	36	L63715	103	14	L69832	99	12			
L50646	95	07	L63715	92	10	L69833	101	14			
L50791	89	02	L63719	41	15	L69833	103	08			
L50841	145	16	L63813	07	16	L69833	92	03			
L50842	99	10	L63876	07	38	L69833	99	11			
L50877	103	11	L63887	07	24	L70015	07	21			
L50877	107	27	L63894	11	08	L70039	13	01			
L50878	21	31	L63957	95	09	L70040	89	21			
L50878	23	22	L63968	145	15	L70069	07	—			
L50878	23	42	L63969	145	18	L70069	21	21			
L50979	21	22	L63969	147	10	L70075	11	R1			
L50979	23	30	L64175	137	10	L70075	11	R2			
L510007	147	19	L64524	115	13	L70200	53	09			
L510007	93	05	L64853	107	32	L70212	39	06			
L51143	89	00	L65097	95	05	L70241	13	—			
L514001	45	28	L65098	95	06	L70242	89	06			
L51493	109	02	L65144	105	02	L70270	107	25			
L51493	117	04	L65273	103	17	L70305	154	01			
L520003	145	14	L65273	145	10	L70306	153	01			
L520003	147	11	L65273	147	16	L70307	153	06			
L520003	21	21	L65273	149	14	L70345	51	09			
L520004	103	15	L65638	89	02	L70417	51	10			

NUMERICAL INDEX

## A

A/C Compressor	29,31
A/C Dryer	29
Adapter/Wet Arm	17
Adhesive Kit	19
Adjuster, Alternator	61
Air Box	55
Air Cleaner Assembly	69
Air Filter	05, 69
Air Inlet Panel	55
Air Plenum	63
Air Restrictor Indicator	69
Alternator, 95 amp	61
Arm Rest	07
Axle Case	79, 87
Axle Mount Plate	73

## B

Backwall, Engine Compartment	47
Battery	55
Battery Cable	55
Bellows, Seat	39
Belly Pan, Chassis	50
Belts	05, 31, 61
Bevel Gear Set	77, 85
Blanket, Insulation	69
Block Heater, Engine	61
Blower Motor (HVAC)	25
Boom Extend Cylinder	135
Boom Lights	89
Boom, Inner	92, 93
Boom, Outer	89, 91
Bottle, Dual-Pump Washer	17
Bottle, Overflow	67
Brake Disc	81
Brake Lever	41
Brake Pedal	41
Brake Valve	127

## C

Cab	07
Cab Door, One-Piece	21
Cab Door, Two-Piece	23
Can/Terminate Receptacle	11
Cap, Fuel	57
Cap, Hydraulic Filler	105
Cap, Radiator	67
Cap, Steering Wheel	37
Carriage, Weldment	143
Change-Over Relay	11
Clamp, Muffler	63
Clamp, Shifter	37
Clear Cover, Diode Pack	11
Clip, Window	07
Column, Steering	37

	<b>PAGE</b>
Condenser, A/C .....	29, 35
Control, Temperature .....	25
Cooler, Fuel .....	59
Cooler, Hydraulic .....	67, 107
Coupler Set .....	103, 149
Cover, Fuse Box .....	11
Cutting Edge, Bucket .....	151
Cylinder, Boom Extend .....	135
Cylinder, Fork-Shift .....	139, 149
Cylinder, Lift .....	129
Cylinder, Rotating-Carriage .....	137, 145
Cylinder, Side-Shift .....	140, 147
Cylinder, Slave .....	131
Cylinder, Tilt .....	133
 <b>D</b>	
Decal, A/C Heater Control .....	27
Decal, Dynattach Unlocked .....	95
Decal, Heat Control .....	25
Decal, Hot Surface (Hood) .....	45
Decals .....	152
Differential Carrier .....	77, 85
Diode Pack .....	11
Dipstick Assembly .....	63
Display, Can & Instruments .....	09
Door Hinge .....	23
Door Restraint Strap .....	21
Door, Cab .....	23
Drain, Plug .....	67
Driveshaft .....	73
Dynattach Weldment .....	95
 <b>E</b>	
ECU (Engine Control Unit) .....	49
Electrical Mount/Cover .....	49
Engine .....	61
Evacuator Valve, Air Cleaner .....	69
Evaporator/Heater Coil .....	27, 29
Exhaust Outlet .....	63
Exhaust Shield .....	45
Expansion Valve .....	27
 <b>F</b>	
Fan (HVAC) .....	27
Fan Guard .....	67
Fan, Air Intake .....	55
Fan, Engine .....	61
Fender .....	73
Fender Mount .....	73
Filter, Air .....	05, 69
Filter, Cab Air .....	05, 27
Filter, Engine Oil .....	05, 61, 63

	<b>PAGE</b>
Filter, Fuel	.05, 58
Filter, Fuel/Water Separator	.05, 58
Filter, Hydraulic Oil	.05, 107
Flex Plate	.65
Fluid Level Sight Gauge	.105
F-N-R Shifter	.37
Fork Shaft	.143, 145, 149
Fork, Carriage	.141
Fork-Shift Cylinder	.139, 149
Fork-Slide Coupler	.149
Front Cover, Frame	.51
Front Window Guard	.43
Fuel Filter	.05, 59
Fuel Filter Assembly	.59
Fuel Pump, Electric Transfer	.59
Fuel Tank	.57
Fuel Tank Access Cover	.53
Fuel/Water Separator	.0505, 59
Fuse	.11, 49
Fuse Block, Engine Compartment	.49
Fuse Panel/Joystick Cover	.07
 <b>G</b>	
Gas Spring	.45
Glass Mount	.23
Glass, Front	.15
Glass, Left Rear	.19
Glass, Lower Door	.21, 23
Glass, Rear	.07, 15
Glass, Right-Hand	.07
Glass, Top	.19
Glass, Upper Door	.21, 23
 <b>H</b>	
Handle	.21, 23
Head Light	.13
Heater Assembly	.25
Heater Core	.25
Heater-A/C Solenoid	.33
Hood	.45
Horn, 12vdc	.51
Hose, Fuel	.59
Hose, Overflow	.27
Hose, Radiator	.67
Hose, Remote Oil Filter	.63
HVAC Assembly	.27
Hydraulic Control Valve	.97, 99, 101, 103, 113, 118, 123
Hydraulic Coupler Set	.147
Hydraulic Drive Assembly	.111, 118
Hydraulic Drive Motor	.111, 120
Hydraulic Pump	.109, 119

	PAGE
<b>I</b>	
Inching Valve .....	.41, 111
Inclinometer-Angle Indicator .....	.89
Indicator, DPF Status .....	.09
Indicator, Frame Level .....	.07
Inner Boom Weldment .....	92, 93
Instrument Panel .....	.25
Isolation Manifold .....	.121
<b>K</b>	
Key .....	.07, 09, 21, 23, 45
<b>L</b>	
Lift Cylinder .....	.129
Light Bracket .....	.89
Load Chart .....	.153
Load Chart Sheet .....	.07
Lock And Pin Assembly .....	.95
Louver .....	.25, 27
Lube Chart .....	.153
<b>M</b>	
Magnetic Plug .....	.75, 77, 83
Manifold, Brake .....	.116
Manifold, Tank Level .....	.105
Mirror .....	.51
Mirror Assembly, Left-Hand .....	.07
Module, A/C Control .....	.27
Module, F-N-R Shifter .....	.37
Motor, Hydrostatic Drive .....	.111
Motor, Steer .....	.37, 115
Mount, Condenser Coil .....	.35
Mount, Engine .....	.65
<b>O</b>	
Oil Filter Adapter .....	.63
Outer Boom .....	.89, 91
<b>P</b>	
Panel, Dash .....	.07, 09
Panel, HVAC Control .....	.27
Parking Brake Valve .....	.116, 126
Pintle Hook .....	.150
Planet Gear, Axle .....	.79, 87
Pressure Override Valve .....	.118
Pressure Relief Valve .....	.118
Pulley, A/C Crank .....	.31
<b>Q</b>	
Quick Coupler Set .....	.145

## R

Radiator/Cooler Assembly	.67, 107
Rectifier Pack	.27
Relay	.11, 27, 35, 49
Remote Oil Filter	.61
Resistor Block	.25
Ring Gear, Axle	.79, 87
Rotate Cylinder	.137, 145
Rotate-Carriage, Weldmnt	.145

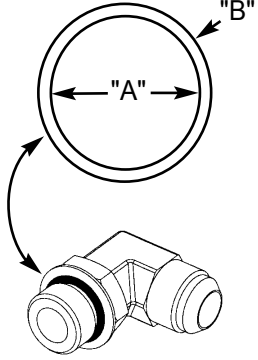
## S

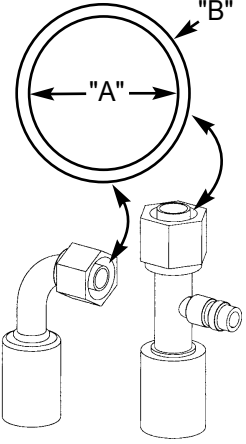
Screen, Cab Right-Hand Side	.07
Seat	.39
Seat Belt	.39
Seat Riser	.39
Sender, Fuel Level	.57
Sensor, Throttle	.41
Shifter	.37
Shut-Off, Manual	.33
Side-Shift Cylinder	.140, 147
Slave Cylinder	.131
Solenoid (Glow Plug)	.49
Solenoid (Starter)	.49
Spring, Throttle Return	.41
Starter Air Plenum	.61
Starter, 12v 3kw	.61
Steer Cylinder	.74
Steer Select Valve	.125
Steering Control Unit	.124
Steering Wheel	.37
Strainer, Fuel Tank	.57
Strap, Battery Hold-Down	.55
Strap, Ground	.55
Striker	.21, 23, 45
Strobe Light, Amber	.07
Switch, Binary	.29
Switch, DPF Control	.09
Switch, Filter Restriction	.107
Switch, Hazard Lights	.09
Switch, Ignition w/Key	.09
Switch, Lights	.09
Switch, Park Brake	.09
Switch, Pressure	.116
Switch, Push-Button	.09
Switch, Steer Mode	.09
Switch, Strobe Light	.07, 09
Switch, Turn Signals	.09
Switch, Two-Speed	.09
Switch, Variable Speed	.25, 27
Switch, Wiper/Washer	.09

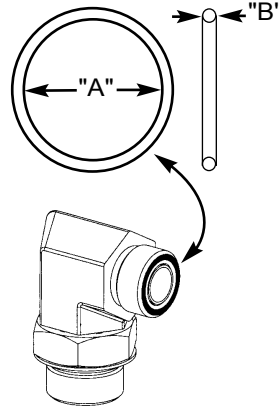


	PAGE
<b>T</b>	
Tail Light .....	13
Temperature Switch .....	111
Test Port .....	109, 117
Tether, Fuel Cap .....	57
Thermal Mat .....	55
Throttle Pedal .....	41
Tie Rod, Axle .....	74
Tilt Cylinder .....	133
Top Window Guard .....	43
Tow Pin .....	53
Truss Boom .....	150
Turn Signal Flasher .....	11
<b>U</b>	
U-Bolt .....	07
U-Joint .....	73
Universal Joint .....	79, 87
<b>V</b>	
Valve, Master Cylinder .....	41, 116
Valve, Park Brake .....	117
Valve, Slave Isolation .....	101, 113
Valve, Steer Select .....	115
Valve, Water .....	25
V-Belt .....	05, 61
Vent .....	77, 79, 87
<b>W</b>	
Washer Bottle w/Pumps .....	51
Window Mount .....	19
Wiper, Window .....	17
Wire Harness, A/C Condenser .....	29, 35
Wire Harness, A/C Evaporator .....	29
Wire Harness, Boom Lights .....	11, 89
Wire Harness, Canopy .....	11
Wire Harness, Engine .....	11
Wire Harness, Fnr Shifter .....	11, 37
Wire Harness, Frame .....	11
Wire Harness, Front Wiper .....	11, 17
Wire Harness, Head Light .....	13
Wire Harness, Light Package .....	13
Wire Harness, Lighting .....	11
Wire Harness, Strobe .....	07, 11
Wire Harness, Top Wiper .....	11, 17
Wire Harness, Washer .....	11
Wire Harness, Washer Bottle .....	17, 51
Work Light .....	89

**REFERENCE  
O-RING TABLES**

<b>O-Ring Table — Male Boss Fittings</b>				
	Fitting Thread Size	Diameter "A"	Diameter "B"	Part Number
	9/16 - 18	0.468	0.078	055897
	3/4 - 16	0.644	0.087	055896
	7/8 - 14	0.755	0.097	055898
	1-1/16 - 12	0.924	0.116	048953
	1-5/16 - 12	1.171	0.116	058674
	1-5/8 - 12	1.475	0.118	077970
	A/C #6	0.312	0.453	138777
	A/C #8	0.437	0.578	138778
	A/C #10	0.562	0.703	138779

<b>O-Ring Table — Air Conditioning Fittings</b>				
	A/C Fitting	Diameter "A"	Diameter "B"	Part Number
	A/C #6	0.312	0.453	138777
	A/C #8	0.437	0.578	138778
	A/C #10	0.562	0.703	138779

<b>O-Ring Table — Face Seal Fittings</b>					
	Fitting Thread Size	Tube O.D.	Diameter "A"	Thickness "B"	Part Number
	9/16 - 18	1/4	0.301	0.070	50300165
	11/16 - 16	3/8	0.364	0.070	50300166
	13/16 - 16	1/2	0.489	0.070	50300167
	1-14 - 14	5/8	0.614	0.070	135124
	1-13/16 - 12	3/4	0.739	0.070	137205
	1-7/16 - 12	1	0.926	0.070	50300168

## REFERENCE ADAPTER (FITTINGS) TORQUE GUIDE

Use these torque values when tightening hydraulic, fuel, or coolant adapters (fittings).

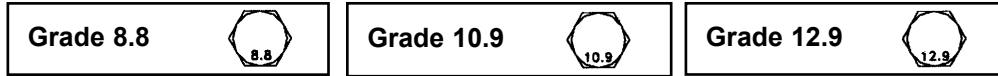
<b>SAE "O-Ring" Boss (Steel) Adapters</b>					
<b>Size</b>		<b>Pounds-Force Foot (lb.-ft.)</b>		<b>Newton Meter (N-m)</b>	
<b>Dash</b>	<b>Fractional</b>	<b>Minimum</b>	<b>Maximum</b>	<b>Minimum</b>	<b>Maximum</b>
-3	3/16	8	10	11	13
-4	1/4	14	16	19	21
-5	5/16	18	20	24	27
-6	3/8	24	26	32	35
-8	1/2	50	60	68	81
-10	5/8	72	80	97	108
-12	3/4	125	135	170	183
-14	7/8	160	180	216	244
-16	1	200	220	271	298
-20	1-1/4	210	280	285	380
-24	1-1/2	270	360	366	488

<b>JIC 37° and 45° (Machined or Flared) Adapters</b>					
<b>Size</b>		<b>Pounds-Force Foot (lb.-ft.)</b>		<b>Newton Meter (N-m)</b>	
<b>Dash</b>	<b>Fractional</b>	<b>Minimum</b>	<b>Maximum</b>	<b>Minimum</b>	<b>Maximum</b>
-4	1/4	10	11	13	15
-5	5/16	13	15	17	20
-6	3/8	17	19	23	26
-8	1/2	34	38	46	51
-10	5/8	50	56	68	78
-12	3/4	70	78	95	106
-16	1	94	104	127	141
-20	1-1/4	124	138	168	187
-24	1-1/2	156	173	211	234
-32	2	219	243	297	329

# REFERENCE

## METRIC BOLT TORQUE GUIDE

Use these torque values when tightening hardware—excluding: lock nuts, thread-forming, self-tapping, and metal screws—unless otherwise specified.






Metric Coarse-Pitch Thread	All torque values are in Foot-Pounds and Newton Meters (Nm).				
	DIN 912, DIN 931, DIN 933, etc...			DIN 7984	
	8.8	10.9	12.9	8.8	10.9
M5	4.1 (5.5)	6 (8)	7 (10)	4 (5)	5 (7)
M6	7 (10)	10 (14)	13 (17)	6.3 (8.5)	9 (12)
M8	18 (25)	26 (35)	31 (42)	15 (20)	22 (30)
M10	33 (45)	48 (65)	59 (80)	30 (40)	44 (59)
M12	64 (87)	81 (110)	108 (147)	51 (69)	74 (100)
M14	100 (135)	133 (180)	170 (230)	81 (110)	118 (160)
M16	155 (210)	203 (275)	258 (350)	125 (170)	184 (250)
M18	207 (280)	302 (410)	354 (480)	181 (245)	254 (345)
M20	302 (410)	420 (570)	509 (690)	251 (340)	361 (490)
M22	406 (550)	575 (780)	686 (930)	339 (460)	487 (660)
M24	524 (710)	738 (1000)	878 (1190)	435 (590)	620 (840)
M27	767 (1040)	1092 (1480)	1305 (1770)	642 (870)	922 (1250)
M30	1047 (1420)	1482 (2010)	1770 (2400)	885 (1200)	1254 (1700)

Metric Fine-Pitch Thread	All torque values are in Foot-Pounds and Newton Meters (Nm).				
	DIN 912, DIN 931, DIN 933, etc...			DIN 7984	
	8.8	10.9	12.9	8.8	10.9
M8X1.0	18 (25)	27 (37)	32 (43)	16 (22)	24 (32)
M10X1.0	37 (50)	55 (75)	65 (88)	32 (43)	48 (65)
M10X1.25	36 (49)	52 (71)	61 (83)	31 (42)	46 (62)
M12X1.25	64 (87)	96 (130)	111 (150)	55 (75)	81 (110)
M12X1.5	61 (83)	92 (125)	107 (145)	53 (72)	77 (105)
M14X1.5	100 (135)	148 (200)	173 (235)	89 (120)	129 (175)
M16X1.5	155 (210)	229 (310)	266 (360)	133 (180)	195 (265)
M18X1.5	232 (315)	332 (450)	391 (530)	199 (270)	284 (385)
M20X1.5	325 (440)	465 (630)	538 (730)	277 (375)	391 (530)
M22X1.5	435 (590)	620 (840)	723 (980)	369 (500)	524 (710)
M24X2.0	546 (740)	789 (1070)	922 (1250)	465 (630)	664 (900)
M27X2.0	811 (1100)	1143 (1550)	1328 (1800)	679 (920)	959 (1300)
M30X2.0	1106 (1500)	1586 (2150)	1844 (2500)	959 (1300)	1364 (1850)

## REFERENCE SAE BOLT TORQUE GUIDE

Use these torque values when tightening hardware—excluding: lock nuts, thread-forming, self-tapping, and metal screws—unless otherwise specified.

**NOTE:** All torque values are in foot-pounds (lb.-ft.), except those marked with asterisks (\*), which are in inch-pounds (lb.-in.). To convert lb.-ft. to Newton Meter (Nm)—metric—torque values, multiply the lb.-ft. value by 1.355, or for inch pounds, multiply the lb.-in. value by 0.113.

Unified National Thread	Grade 2 		Grade 5 		Grade 8 	
	Dry	Oiled	Dry	Oiled	Dry	Oiled
8-32	19*	14*	30*	22*	41*	31*
8-36	20*	15*	31*	23*	43*	32*
10-24	27*	21*	43*	32*	60*	45*
10-32	31*	23*	49*	36*	68*	51*
1/4-20	66*	50*	9	75*	12	9
1/4-28	76*	56*	10	86*	14	10
5/16-18	11	9	17	13	25	18
5/16/24	12	9	19	14	25	20
3/8-16	20	15	30	23	45	35
3/8-24	23	17	35	25	50	35
7/16-14	32	24	50	35	70	55
7/16-20	36	27	55	40	80	60
1/2-13	35	35	75	55	110	80
1/2-20	40	40	90	65	120	90
9/16-12	55	55	110	80	150	110
9/16-18	60	60	120	90	170	130
5/8-11	75	75	150	110	220	170
5/8-18	85	85	180	130	240	180
3/4-10	130	130	260	200	380	280
3/4-16	150	150	300	220	420	320
7/8-9	125	125	430	320	600	460
7/8-14	140	140	470	630	660	500
1-8	190	190	640	480	900	680
1-14	210	210	710	530	1000	740

\* Value shown is in pound-force inch (lb.-in.)—inch pounds.

# GEHL®

**Manitou Americas, Inc.**  
One Gehl Way  
P. O. Box 179  
West Bend, WI 53095-0179 U.S.A  
[www.gehl.com](http://www.gehl.com)