

Crawler Crane LR 13000




LIEBHERR

Crawler Crane LR 13000

A new dimension

- Strongest crawler crane worldwide in conventional design
- Maximum capacity 3,000 t
- Maximum boom configuration 120 m + 126 m
- Boom system in four different versions erectable (from light to super heavy)
- Completely new developed and patented heavy duty boom
- Optimized transportation, width 4 m, single weight max. 70 t
- Concrete ballast units as 20“-container with twist lock easily and economically transportable
- Increased superstructure ballast for operation without derrick ballast




Technische Daten LR 13000

| | |
|------------------------------------|---|
| Max. capacity | 3,000 t |
| Max. load moment | 65,000 tm |
| Max. hoisting height | 240 m |
| Max. radius | 160 m |
| Drive engine/crane engine Power | 2 x Liebherr-8-cylinder turbo diesel 1,000 kW / 1,360 HP |
| Track width | 14 m |
| Max. slewing platform ballast | 750 t |
| Max. central ballast | 150 t |
| Max. derrick ballast | 1,500 t x R 30 m (55 m) |




Flexible operations

With derrick ballast and 400 t superstructure ballast




Without derrick ballast, with 750 t superstructure ballast



Stepless adjustable derrick boom



Boom head



- 1** Standard sheave set up to 2,150 t
- 2** Heavy load traverse up to 3,000 t

Comfortable ballasting with spreader



Economical transportation:
The 25 t ballast plates have exactly the measurements of a 20"-container.

Modular hook block



| | |
|--------------------------|------------------|
| Number of sheaves total | 30 = 2 x (3 x 5) |
| Capacity hook | 2 x 2,120 t |
| Capacity at the LR 13000 | 3,000 t |
| Weight | 111 t |

Redundant drives and control

Roomy crane cab



- New LICCON2 crane control
- 3. monitor with crane work planner
- Monitors for camera monitoring of the winches and crane rear

Winches with single drives



for a maximum of fail proof operation and service friendliness. In case of failure a drive can be changed under load.

Main hoist winches:

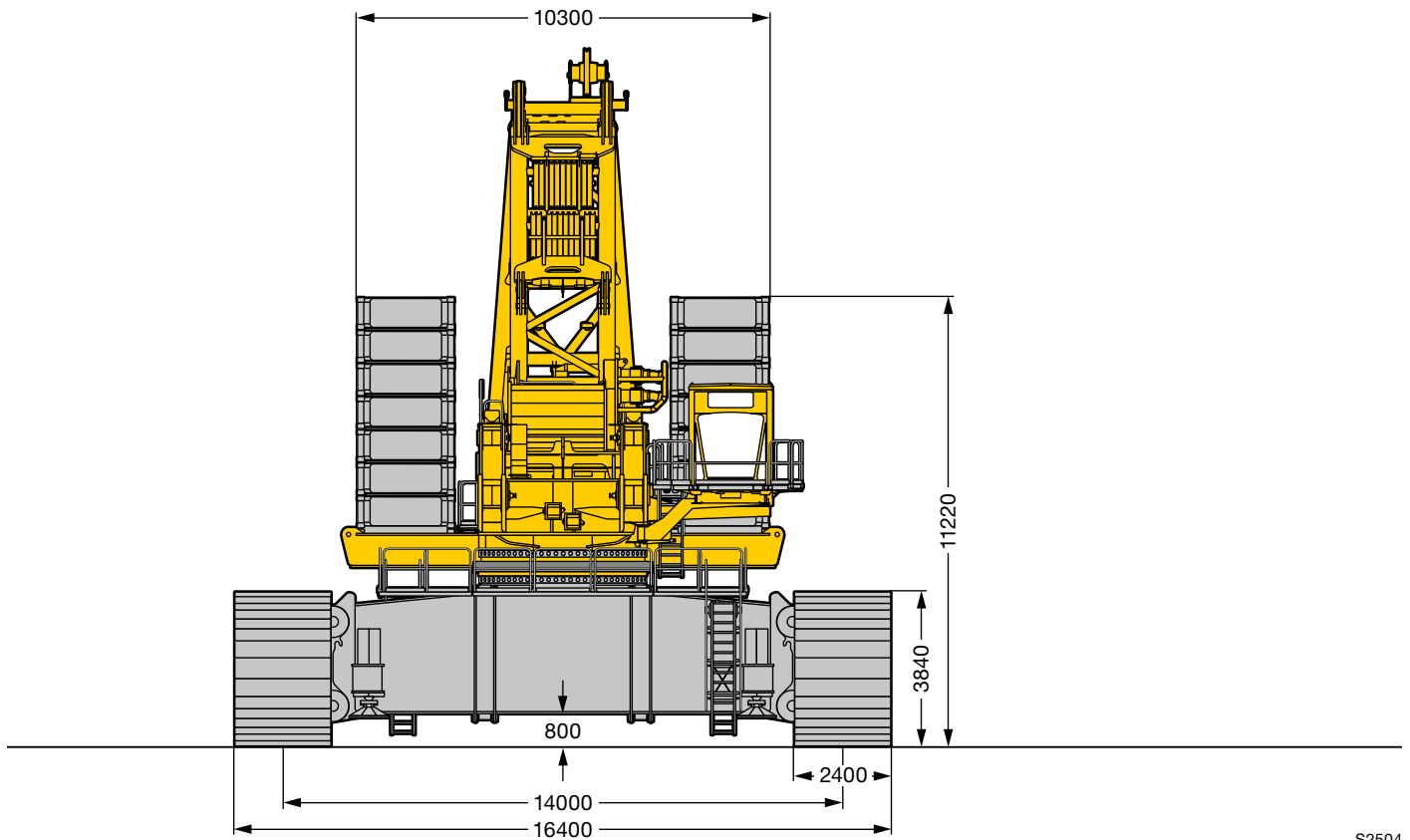
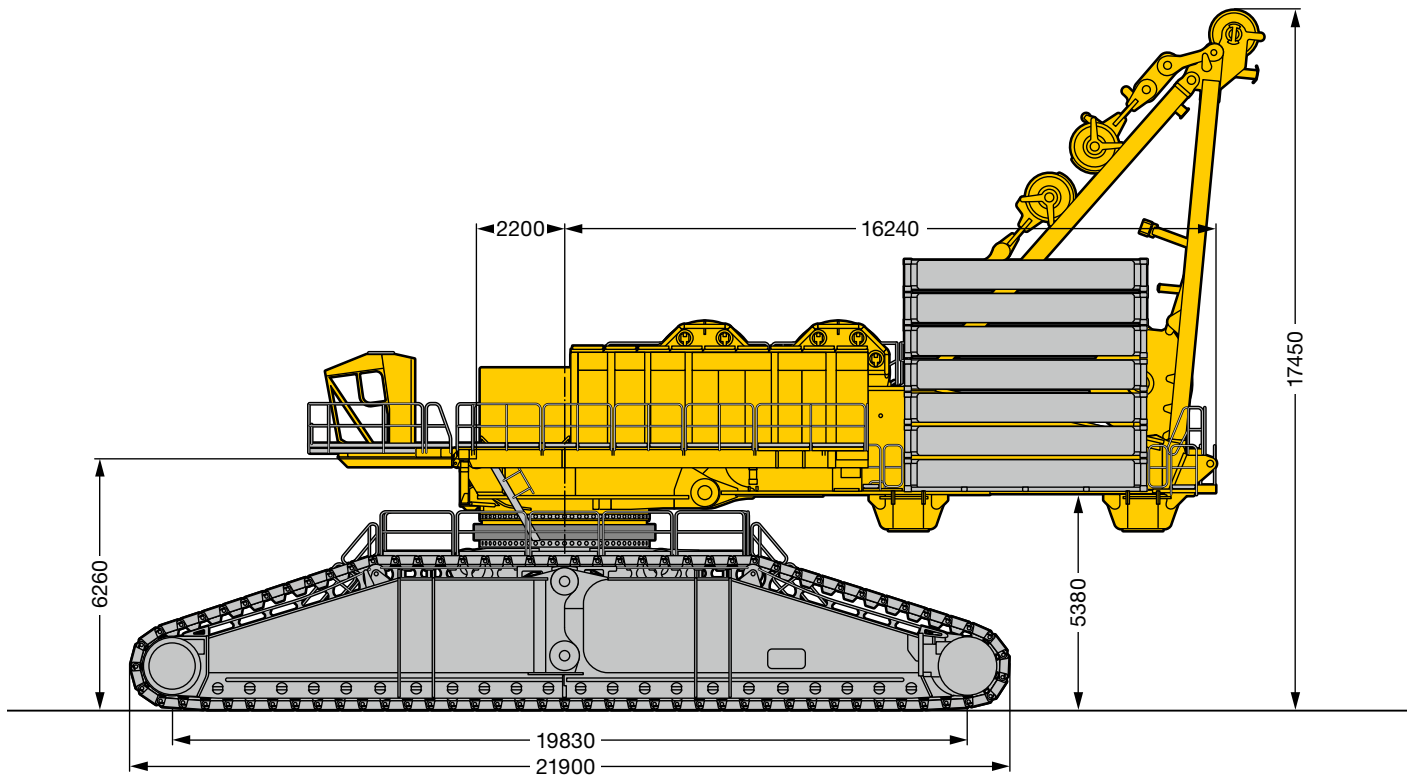
Rope diameter: 52 mm
Rope pull: 62 t
Rope length: 2050 m

Powerpack



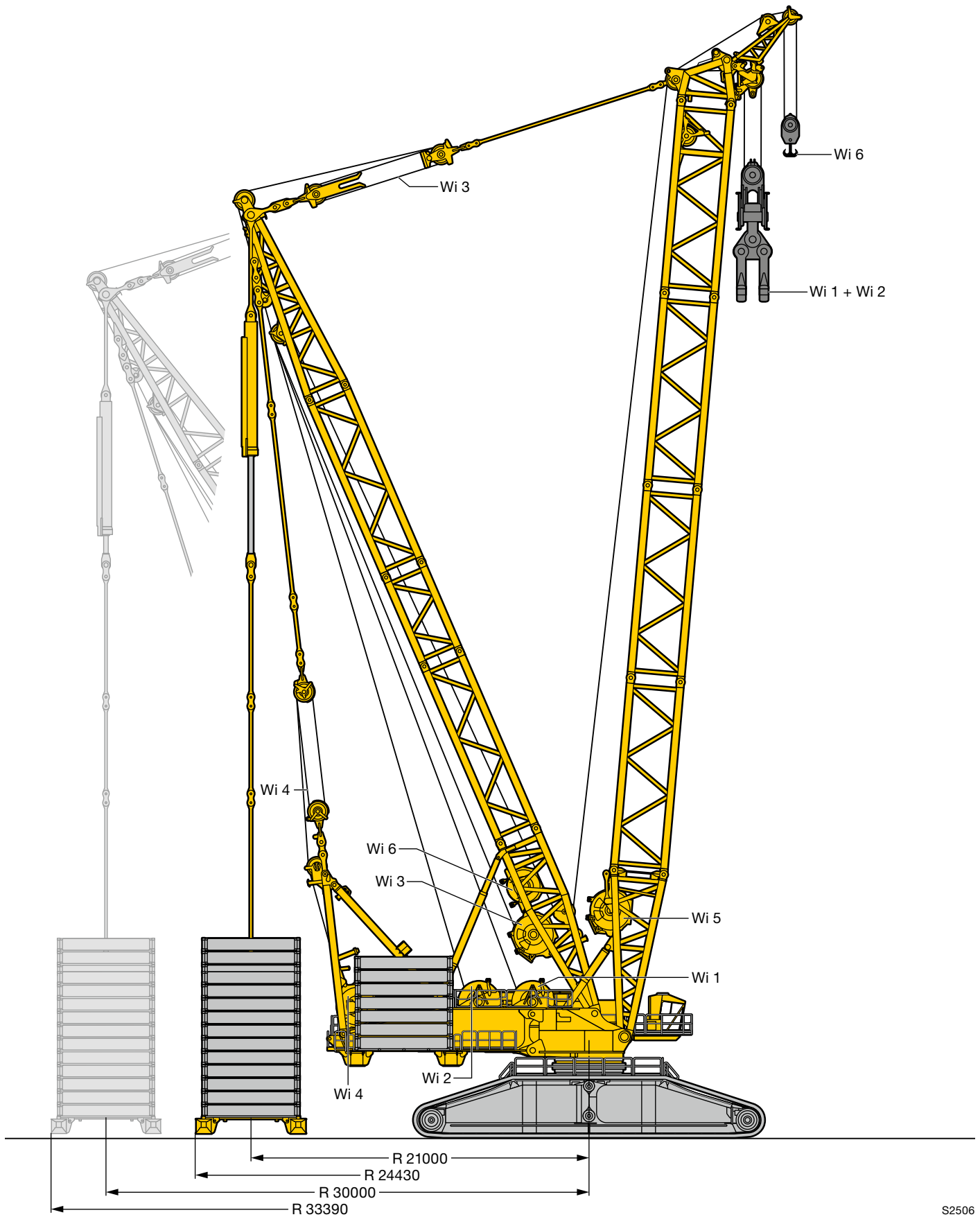
Two complete drive assemblies,
Liebherr V8 diesel engines with 500 kW/680 HP each

Dimensions

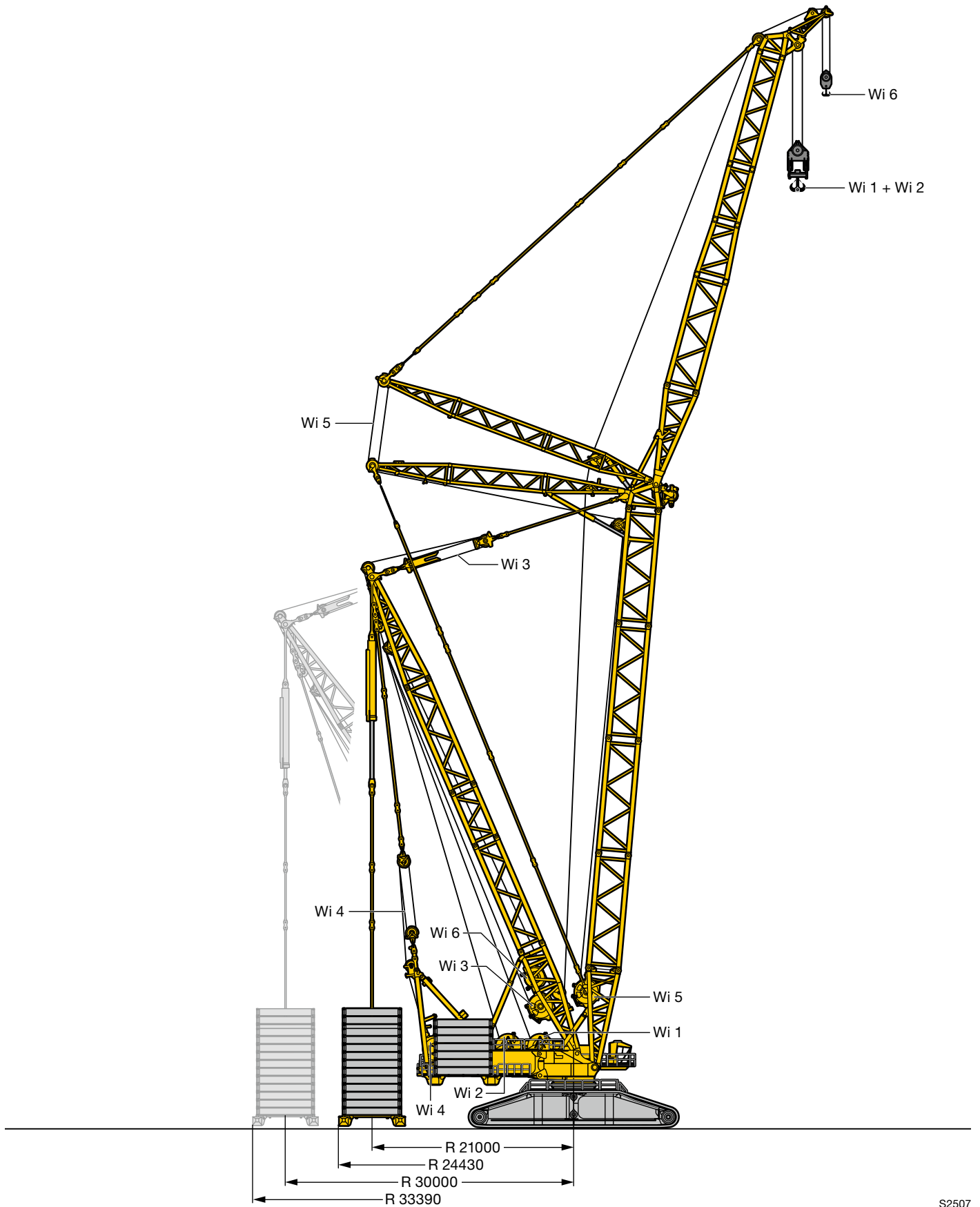


S2504

Dimensions



S2506



S2507

Boom/jib combinations

S Main boom, heavy

D Derrick

B Suspended ballast

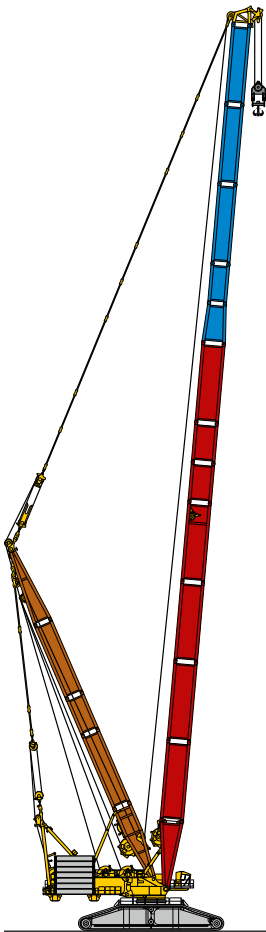
SL Main boom, heavy/light

W Luffing fly jib, heavy

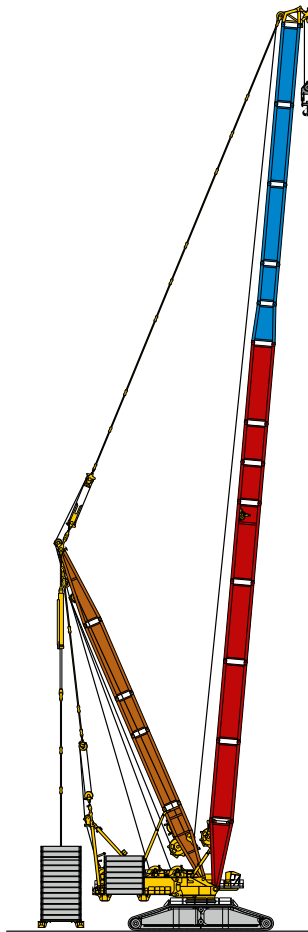
BW Ballast trailer

P Main boom, power boom

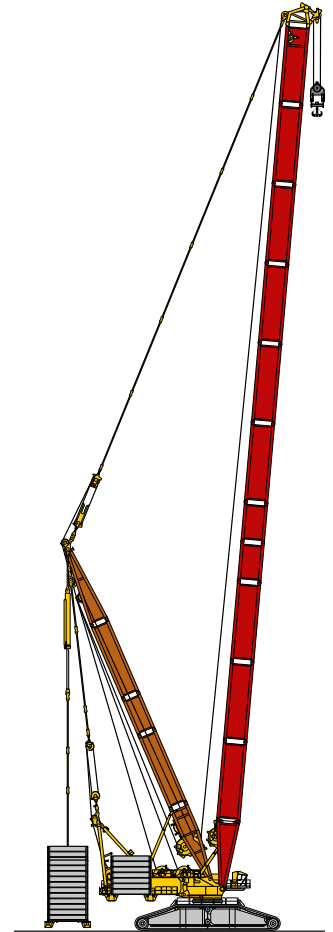
WV Heavy duty jib



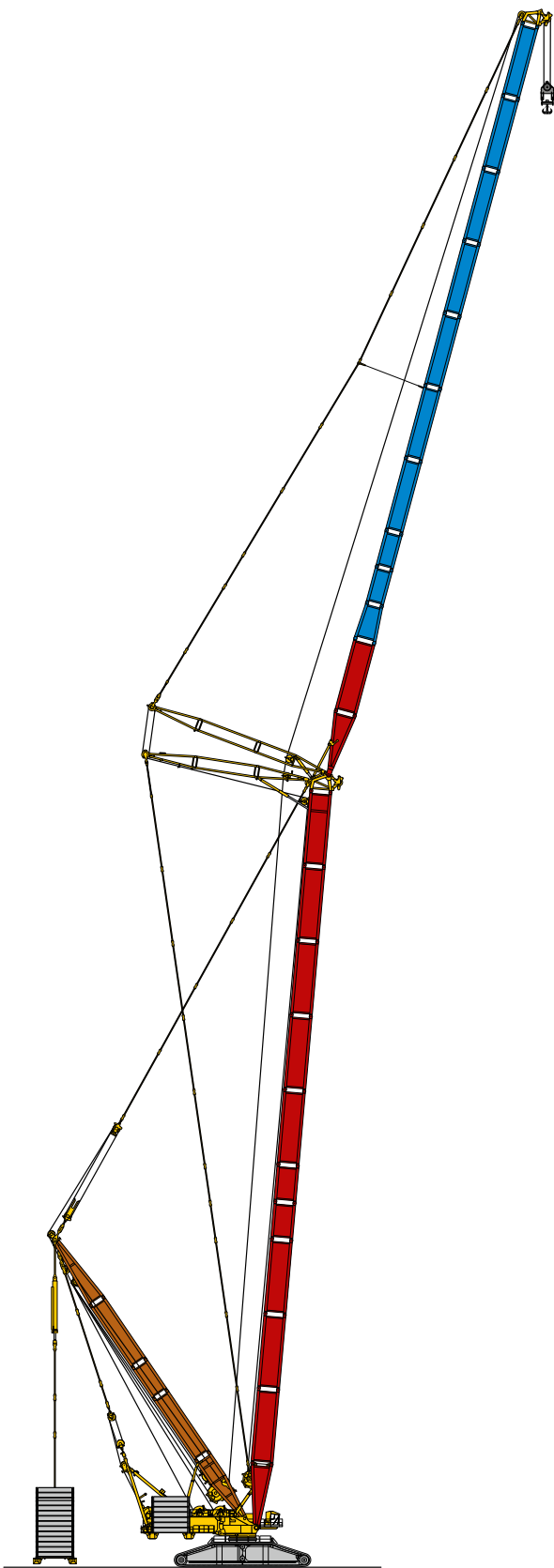
SLD 108 m
SD 102 m



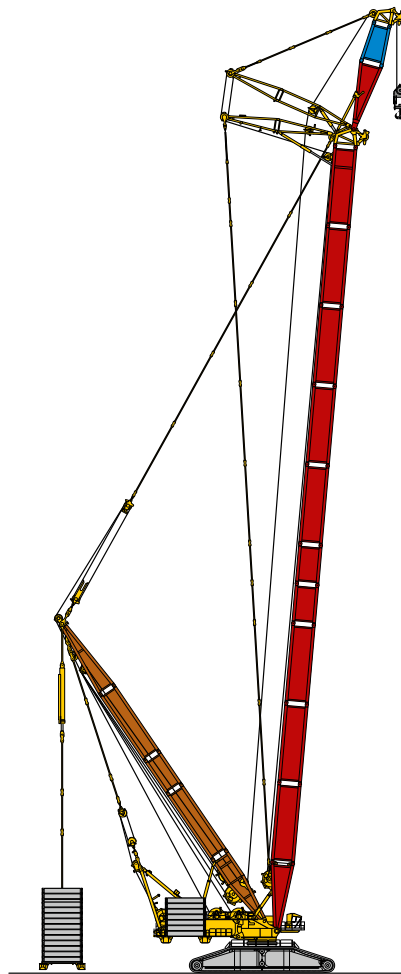
SLDB 132 m
SLDBW 144 m



SDB/BW 132 m
PDB/BW 132 m



SDWB/BW 120 + 126 m
PDWB/BW 132 + 78 m



SDWVB/BW 120 + 18 m

The Liebherr factory in Ehingen

The most modern mobile and crawler crane factory worldwide

Liebherr is the leading manufacturer of mobile and crawler cranes. The range of All-Terrain- Mobile Cranes reaches from the 2-axle 35 t crane up to the heavy duty crane with 1,200 t capacity and an 9-axle carrier. The Lattice boom cranes on mobile or crawler chassis reach capacities up to 3,000 t. With universal boom systems and extensive additional equipment they are in operation on building sites all over the world.

The Liebherr-Werk Ehingen GmbH was founded in the year 1969. To stabilize and expand its international position as the leading supplier of mobile and crawler cranes in recent years an extensive factory expansion was realized. Today the Liebherr-Werk Ehingen possesses a total area of 840,000 m² of which more than 200,000 m² are fabrication areas under roof. A comprehensive worldwide service guarantees a high availability of the mobile and crawler cranes.



P393.E02.2011

Subject to technical modifications.

Liebherr-Werk Ehingen GmbH
Postfach 1361, 89582 Ehingen, Germany
☎ +49 7391 502-0, Fax +49 7391 502-33 99
www.liebherr.com, E-Mail: info.lwe@liebherr.com