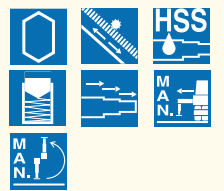





### Standard



### Optional



### 2S

4890	3250	2210	1680	kg
2.73	4.27	6.17	8.09	m
10780	7160	4870	3700	lb
8'11"	14'	20'2"	26'6"	ft

1750 kg  
3855 lb

### 3S

4780	3130	2105	1570	1250	kg
2.73	4.34	6.24	8.17	10.17	m
10535	6900	4640	3460	2755	lb
8'11"	14'2"	20'5"	26'9"	33'4"	ft

1885 kg  
4155 lb

### 4S

4580	2950	1960	1435	1120	925	kg
2.73	4.41	6.31	8.24	10.24	12.29	m
10095	6500	4320	3160	2465	2035	lb
8'11"	14'5"	20'8"	27'	33'7"	40'3"	ft

2005 kg  
4420 lb

### 5S

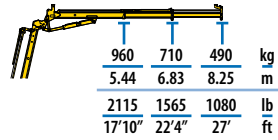
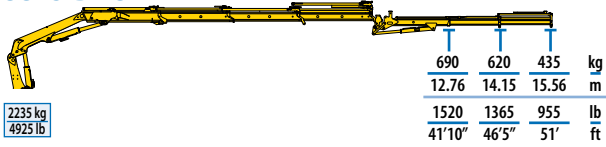
4500	2850	1860	1330	1010	810	680	kg
2.73	4.49	6.39	8.32	10.32	12.37	14.52	m
9920	6280	4100	2930	2225	1785	1495	lb
8'11"	14'8"	20'11"	27'3"	33'10"	40'7"	47'7"	ft

2115 kg  
4660 lb

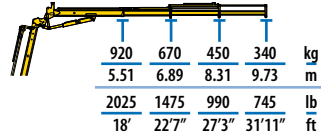
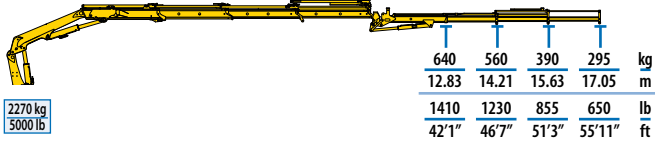
MODEL							
	txm	(°)	mm	mm	mm	mm	t
2S	13,86	400	2295	2495	810	5960	15
3S	13,58	400	2295	2495	810	5960	15
4S	13,02	400	2295	2495	810	5960	15
5S	12,79	400	2295	2505	920	5960	15

MODEL							
	lb*ft	(°)	in	in	in	in	lb
2S	100280	400	90	98	32	235	33100
3S	98260	400	90	98	32	235	33100
4S	94210	400	90	98	32	235	33100
5S	92540	400	90	99	36	235	33100

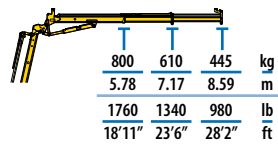
### 3S+JIB 2S



### 3S+JIB 3S



### 4S+JIB 2S



155.00 LSV

MODEL							
	txm	(°)	mm	mm	mm	mm	t
3S+JIB 2S	13,58	400	2295	2505	910	5960	15
3S+JIB 3S	13,58	400	2295	2505	910	5960	15
4S+JIB 2S	13,02	400	2295	2505	910	5960	15

MODEL							
	lb*ft	(°)	in	in	in	in	lb
3S+JIB 2S	98260	400	90	99	36	235	33100
3S+JIB 3S	98260	400	90	99	36	235	33100
4S+JIB 2S	94210	400	90	99	36	235	33100