

SAEZ

CRANES



S 41 2,5T

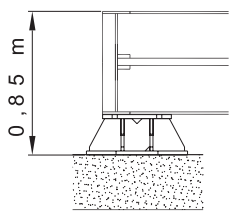
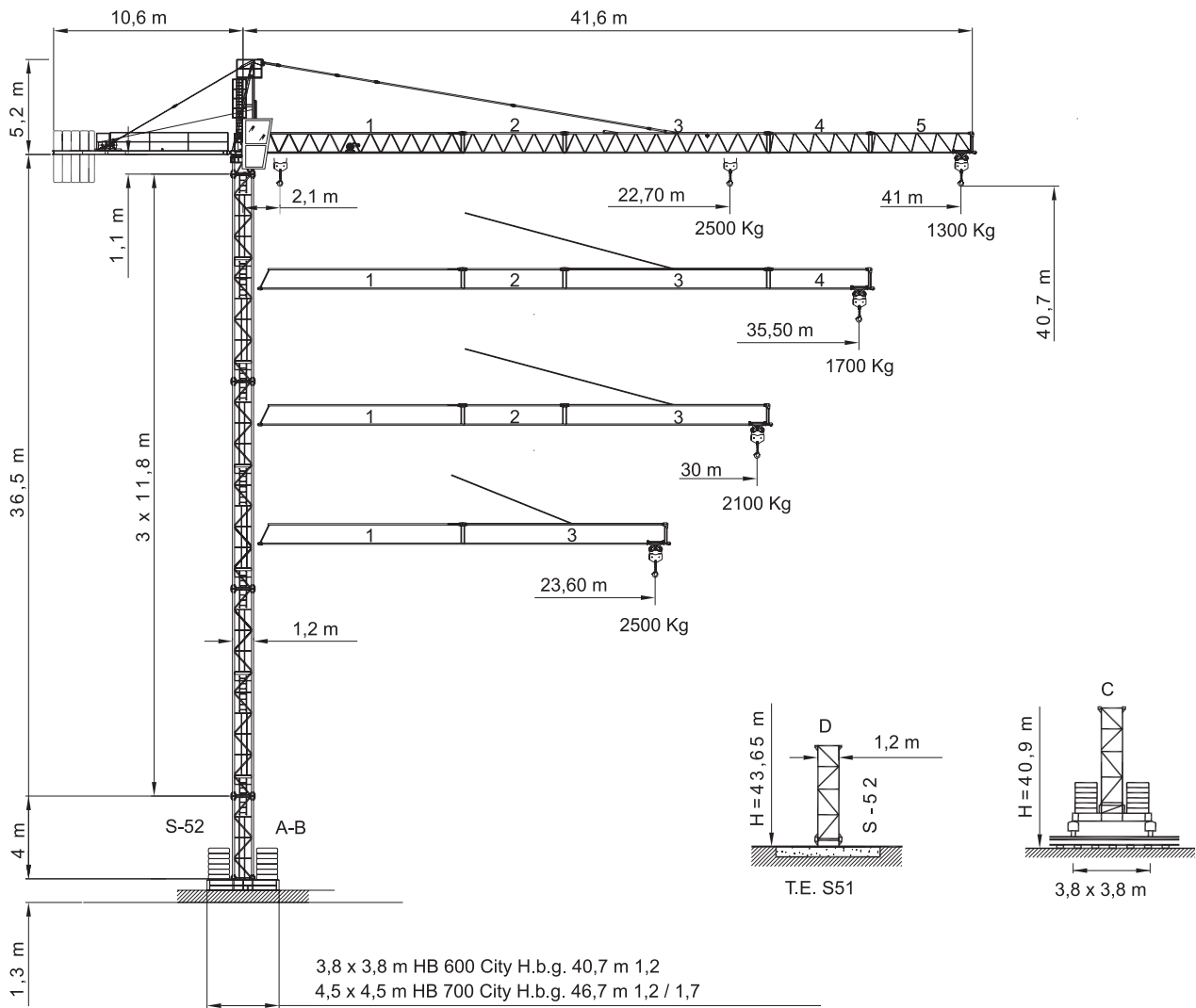
S41

2,5T

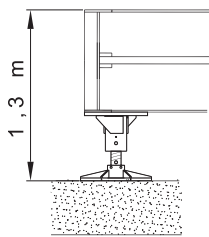
DIN/FEM 
UNE 58-101-92 FEM 1001-87
According to EC 98/37 instruction

Windzone A-B / DIN 15019
Viento max. fuerza de servicio 150km/h
Maximun wind speed out of service 150 km/h
Maximale windstärke, ohne Betrieb 150 km/h
Vent maximum, hors service 150 km/h
Vento max, fuori di servizio 150 km/h

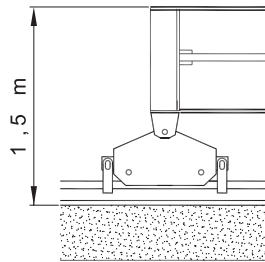
Sáez cranes



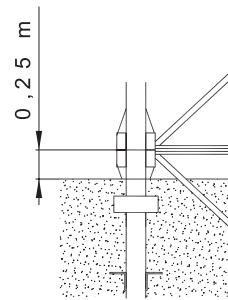
A



B



C



D

Bloque de contrapeso
Counterweight blocks
Gegengewichtsblöcke
Bloc de contrepoid
Blocco di contrappeso

	41 m			35,5 m			30 m			23,6 m		
	A	B	C	A	B	C	A	B	C	A	B	C
	3	1	-	3	-	1	3	-	-	2	-	1
	8300 Kg			7750 Kg			6900 Kg			5450 Kg		

Curvas de cargas
Load diagrams
 Lastkurven
 Courbes de charges
 Curve di carico

41 m


12	15	18	21	22,7	23,6	27	30	33	35,5	37	39	41
2500	2500	2500	2500	2500	2406	2078	1850	1664	1532	1462	1377	1300

m
 Kg 

35,5 m


12	15	18	21	23,6	25	27	30	33	35,5
2500	2500	2500	2500	2500	2500	2298	2048	1844	1700

m
 Kg 

30 m


12	15	18	21	23,6	25,5	27	30
2500	2500	2500	2500	2500	2500	2356	2100

m
 Kg 

23,6 m








12	15	18	21	23,6
2500	2500	2500	2500	2500

m
 Kg 


Mecanismos
Mechanisms
 Antriebe
Mécanismes
 Meccanismi

15 Hp (11,5 Kw) 3V

H.B.G. 84 S/R Ø 10 mm


					
		m/min	8	29	58
		Kg	2500	2500	1000
		Kw	11,5	11,5	11,5
	m/min		30 / 60		
	Kw		1,1 / 1,8		
	r.p.m		0,3	0,6	0,9
	Kw		5,5		
	m/min		20		
	Kw		2 x 2,2		


* Opcional / Optional / Opzionale /


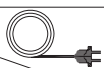
 Elevación / Hoisting / Heben / Levage / Sollevamento

 Distribución / Trolleying / Katzfahren / Distribution / Distributions

 Orientación / Slewing / Schwenken / Orientation / Rotazione

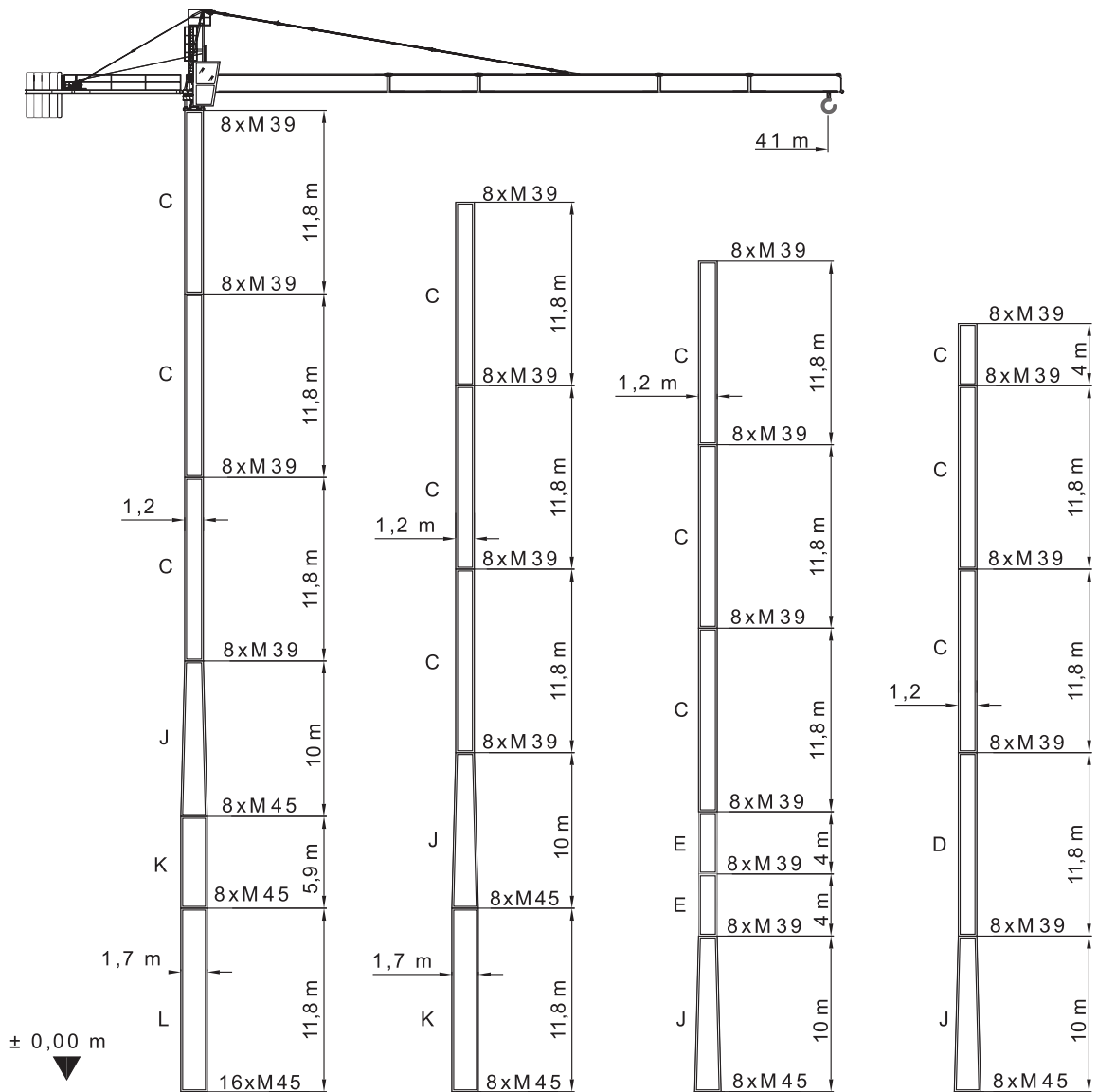
 Traslacion / Travelling / Schienenfahren / Translation / Traslazione

	400 V 50 Hz	* 380 V 60 Hz	15 Hp (11,5Kw) 3V 24 KW / 90 kVA
---	----------------	------------------	-------------------------------------

		25 m	50 m	100 m
15 Hp (11,5 KW) 3V		4 x 16 mm ²	4 x 16 mm ²	4 x 25 mm ²

Windzone A-B / DIN 15019
 Mástil / Reacciones
 Masts / Reactions
 Maste / Eckdrücke
 Mat / Réactions
 Torre / Reazioni

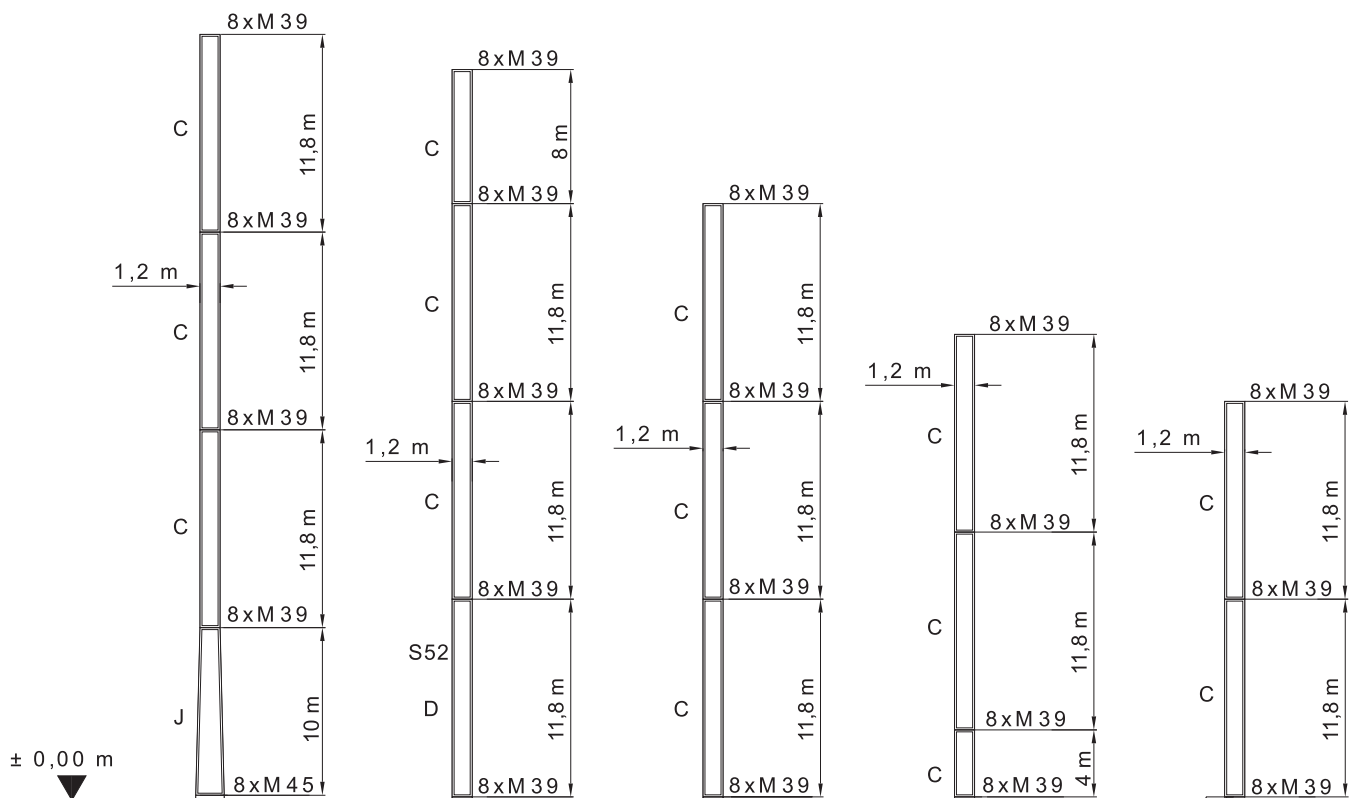
C : TORRE S/TL 36-41-46-40-45 1.20 M 39/M 39 8/8
 D : TORRE S/TL 50-52 1.20 M 39/M 39 8/8
 E : TORRE TL 55 1.20 M 39/M 39 8/8
 J : CAMPANA S17 10m 1.20/1.70 M 39/M 45 8/8
 K : TORRE S17 1.70 M 45 8/8
 L : TORRE S17 1.70 M 45 16/8



S 60R/16	S 60/8	S 60/8	S 60/8
H : 63,4 m	H : 57,5 m	H : 53,7 m	H : 49,7 m
P (t) : 42	P (t) : 38,4	P (t) : 36,1	P (t) : 30,1
T (t) : 9,8	T (t) : 9,1	T (t) : 7,3	T (t) : 6,6
M (t·m) : 330	M (t·m) : 322	M (t·m) : 248	M (t·m) : 211,6

Windzone A-B / DIN 15019
 Mástil / Reacciones
 Masts / Reactions
 Maste / Eckdrücke
 Mat / Réactions
 Torre / Reazioni

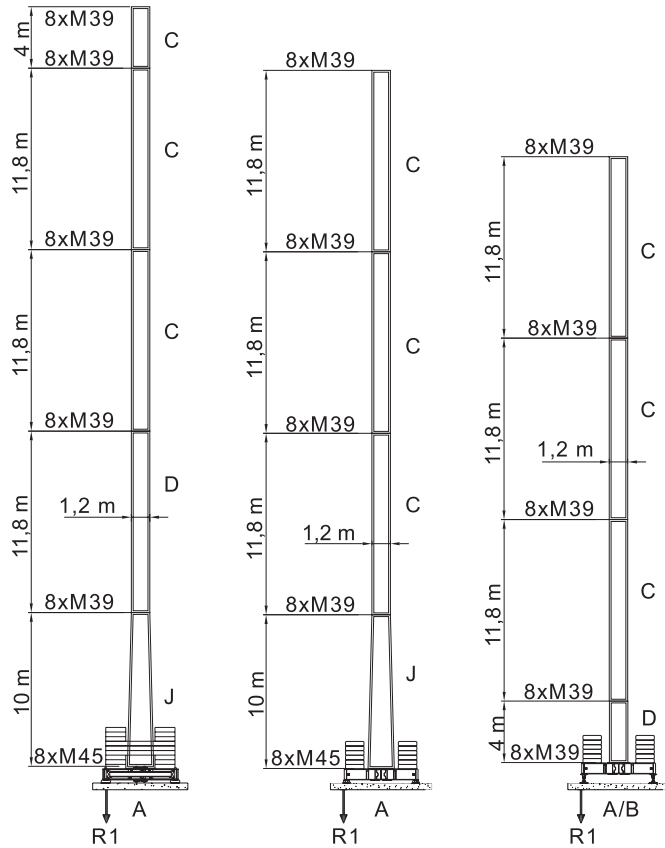
C : TORRE S/TL 36-41 - 46 - 40 - 45 1.20 M 39/M 39 8/8
 D : TORRE S/TL 52 - 50 1.20 M 39/M 39 8/8
 J : CAMPANA S17 10m 1.20/1.70 M 39/M 45 8/8



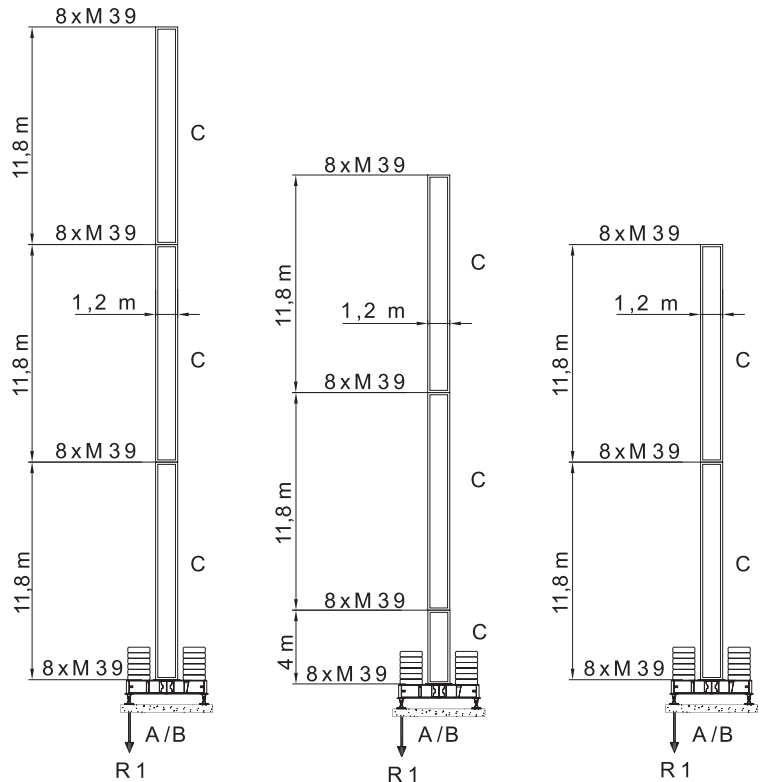
S 60/8	S 51	S 51	S 51	S 51
H : 45,7 m	H : 43,65 m	H : 35,65 m	H : 27,85 m	H : 23,85 m
M (t.m) : 146,4	M (t.m) : 137,7	M (t.m) : 74,2	M (t.m) : 49,7	M (t.m) : 42,1
T (t) : 6,3	T (t) : 6,4	T (t) : 5,7	T (t) : 4,9	T (t) : 3,5
P (t) : 28,9	P (t) : 26,4	P (t) : 24,5	P (t) : 23,9	P (t) : 23,2

Windzone A-B / DIN 15019
 Bloque lastre de base
Base ballast block
 Grundballastblöcke
Bloc de lest de base
 Blocco di zavorra alla base

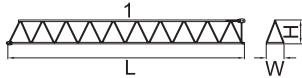
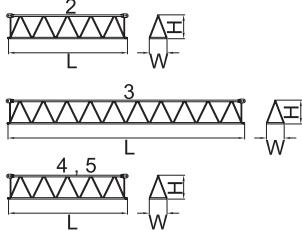
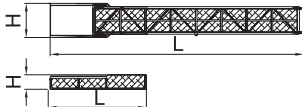
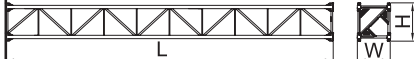

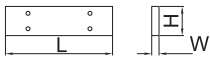
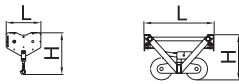
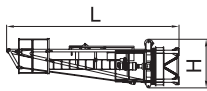
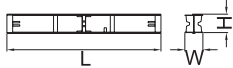
C: TORRE S/TL 36-41-46 - 40 - 45 1.20 M39/M39 8/8
 D: TORRE S/TL 52 - 50 1.20 M39/M39 8/8
 J: CAMPANA S17 10m 1.20/1.70 M39/M45 8/8

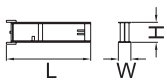
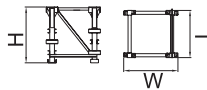


H(m): 50,6	H(m): 46,5	H(m): 40,4
4,5 x 4,5 m - 1,7 - HM 700	4,5 x 4,5 m - 1,2 / 1,7 - HB 700	3,8 X 3,8 m 1,2 HB 600
LASTRE: 98,8 Tn	LASTRE: 72,6 Tn	LASTRE: 60,8 Tn
R1= 81,83 Tn	R1= 60,47 Tn	R1= 51,86 Tn



H(m): 36,4	H(m): 28,6	H(m): 24,6
3,8 X 3,8 m 1,2 H.B 600	3,8 X 3,8 m 1,2 H.B 600	3,8 X 3,8 m 1,2 H.B 600
LASTRE: 53 Tn	LASTRE: 53 Tn	LASTRE: 45,6 Tn
R1= 41,47 Tn	R1= 35,58 Tn	R1= 31,25 Tn

		L(m)	W(m)	H(m)	Peso(Kg)	
Pluma tramo primero / Jib heel section Ausleger-Anlenkstück / Pied de flèche Settore articolato di braccio jib section / Ausleger-Zwischenstück		1	11,85	1,04	1,30	982
Elemento intermedio de pluma Intermediate Elément interm. de flèche/ Spezzione di braccio		2 3 4 5	5,94 11,8 5,94 5,94	0,95 0,95 0,95 0,95	1,22 1,22 1,22 1,22	450 915 328 310
Contrapluma / Counter-jib / Gegenausleger / Contre-flèche / Controbraccio.			9,28 4,05	0,22 0,23	1,2 0,525	1023 88
Elemento de torre / Tower section / Turmstück / Elément de mât / Elemento di torre.		C C C C D D D D E E E E J K K K L	11,8 8,0 5,9 4,0 11,8 8,0 5,9 4,0 11,8 8,0 5,9 4,0 10 11,8 5,9 3 11,8	1,2 1,2 1,2 1,2 1,2 1,2 1,2 1,2 1,2 1,2 1,2 1,2 1,85 1,85 1,85 1,85 1,85	1,38 1,38 1,38 1,38 1,38 1,38 1,38 1,38 1,38 1,38 1,38 1,38 1,38 1,85 1,85 1,85 1,85 1,85	2520 1870 1348 1050 3017 2075 1560 1100 3782 2654 2090 1527 3520 4600 2472 1425 5520
Bloque de contrapeso / Counterweight blocks Gegengewichtsblöcke / Bloc de contrepoids Blocco di contrappeso		A B C	2,94 2,94 1,70	0,30 0,18 0,18	1,25 1,25 1,25	2300 1400 850
Bloque lastre de base / Base ballast block Grundballastblöcke / Bloc de lest de base Blocco di zavorra alla base			4,4	1,2	0,3	3800
Gancho y Carro / Hook and Trolley Lasthaken - Laufkatze / Crochet - Chariot Gancio e Carrello			0,75 0,96	0,12 1,10	1,40 0,62	104 118
Cabeza de torre / Tower head Turmspitze / Porte - flèche Testa di torre			6,5	1,8	1,7	2854
Viga principal base / Main base beam Hauptträger für fundamentkreuz Poutre de châssis de base Trave principale della base			5,72	0,67	0,65	1658

		L(m)	W(m)	H(m)	Peso(Kg)	
Semiviga secundaria base / Half base beam Halbträger für fundamentkreuz semipoutre de châssis de base Semitrave secundaria della base		2,77	0,45	0,665	800	
Elemento de empotre / Foundation anchor/ Fundamentanker / Élément de scellement/ El annegare		S51 S52R S60/8 S60R/16	1,2 1,2 1,85 1,85	1,38 1,38 1,85 1,85	1,42 1,42 1,6 1,6	496 594 956 1108

ESPECIFICACIONES SUJETAS A MODIFICACIONES SIN PREVIO AVISO.

Specifications subject to modification without notice.
 Obiges kann ohne berstaendigung geaendert werden.
 Specifications susceptibles de modification sans avis préalable.
 Specifiche suscettibili di variazioni senza preavviso.

DECLINAMOS TODA RESPONSABILIDAD DERIVADA DE LA INFORMACION PROPORCIONADA.

This information is supplied without liability.
 Sämtliche Angaben erfolgen ohne Gewähr.
 Ces renseignements sont sans garantie.
 Le indicazioni contenute si intendono salvo errori ed omissioni.

SAEZ

CRANES

SAEZ Cranes. Autovía Murcia - San Javier. 30155
Baños y Mendigo . Murcia. Spain
T + 34 968 60 66 00 F + 34 968 60 66 08
saezcranes.com

