



**Max Lifting  
Height 16.7m**

**Working Radius 16.1m**



**Capacity  
6.0t x 2.6m**

**Weight  
15640kg**

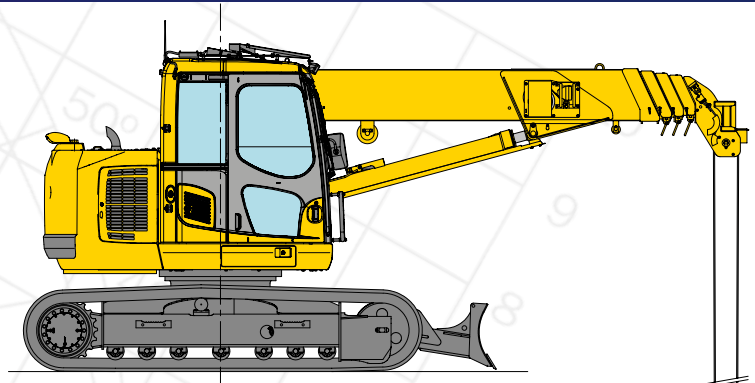
**LC1385**



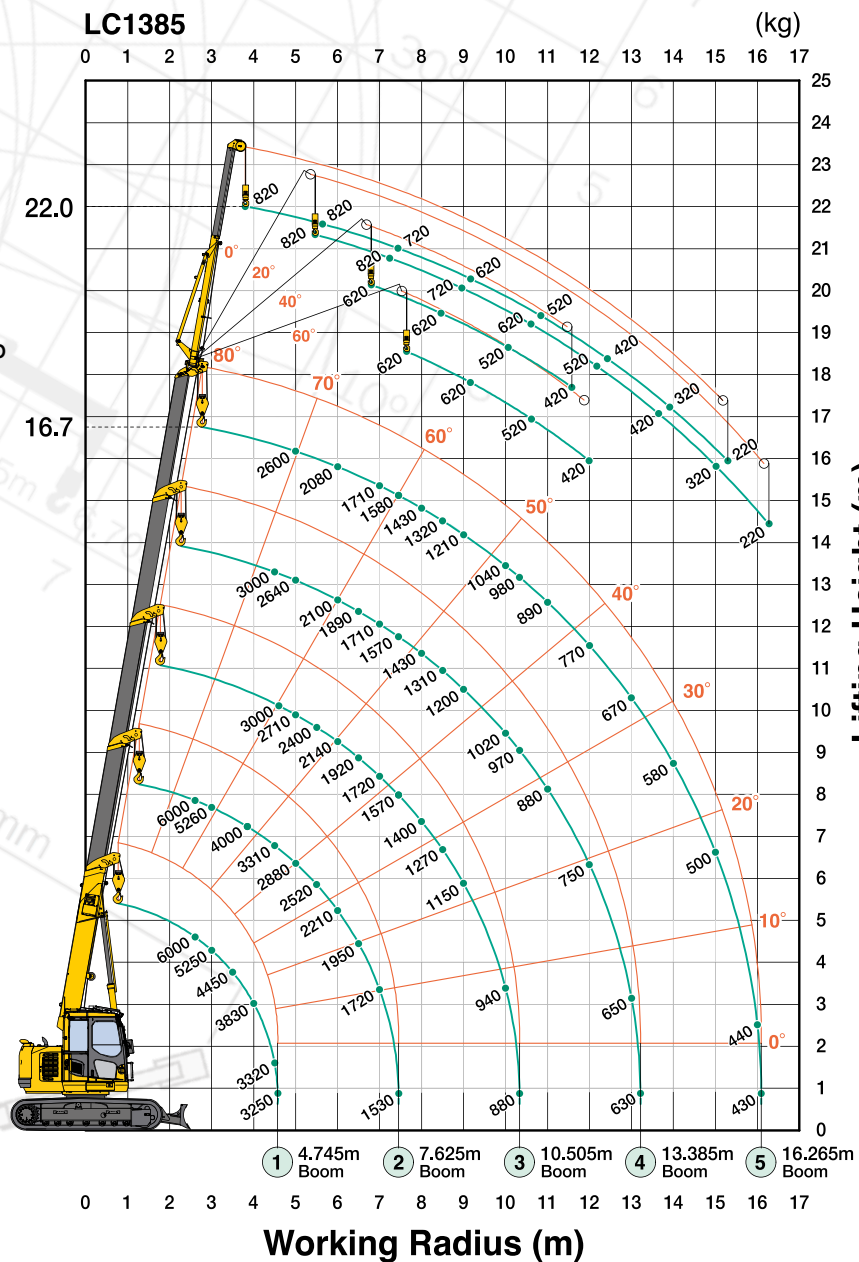
# LC1385

The LC1385 is an innovative powerhouse. It boasts many market leading features including a massive 6 ton lifting capacity, 16.7m lifting height, optional fly jib with 0-60° offset, rear view camera and front blade as standard.

- 6 Ton Max capacity
- 16.7m Max Working Height
- 22m with Optional Fly Jib
- 2000kg Pick & Carry Duty
- Blade
- Programmable Moment Limiter
- Rear View Camera
- Variable (Hi/Lo) Travel Speeds
- Hydrostatic Transmission
- Fully Enclosed Air Conditioned Cab
- 4 Fall / 2 Fall Hook Block
- Tilt Alarm
- 7 Inch TFT Multi Monitor
- Powerful Two Speed Winch with Hydraulic Disc Brake
- Roof Window Wiper
- Minimal Tail Swing
- Data Logger
- 2 Year Warranty



LC1385



This working range chart shows total rated load including boom and jib deflection.

... consider the possibilities



**Total rated load**

4.745m boom		7.625m boom		10.505m boom		13.385m boom		16.265m boom	
Working radius (m)	Total rated load(kg)	Working radius (m)	Total rated load(kg)	Working radius (m)	Total rated load(kg)	Working radius (m)	Total rated load(kg)	Working radius (m)	Total rated load(kg)
2	6000	2	6000	2	3000	2	N/A	2	N/A
2.5	6000	2.5	6000	2.5	3000	2.5	3000	2.5	N/A
3	5250	3	5260	3	3000	3	3000	3	2600
3.5	4450	3.5	4460	3.5	3000	3.5	3000	3.5	2600
4	3830	4	3820	4	3000	4	3000	4	2600
4.5	3320	4.5	3310	4.5	3000	4.5	3000	4.5	2600
		5	2880	5	2710	5	2640	5	2600
		6	2210	6	2140	6	2100	6	2080
		7	1720	7	1720	7	1710	7	1710
				8	1400	8	1430	8	1430
				9	1150	9	1200	9	1210
				10	940	10	1020	10	1040
						11	880	11	890
						12	750	12	770
						13	650	13	670
								14	580
								15	500
								16	440
								16.1	430

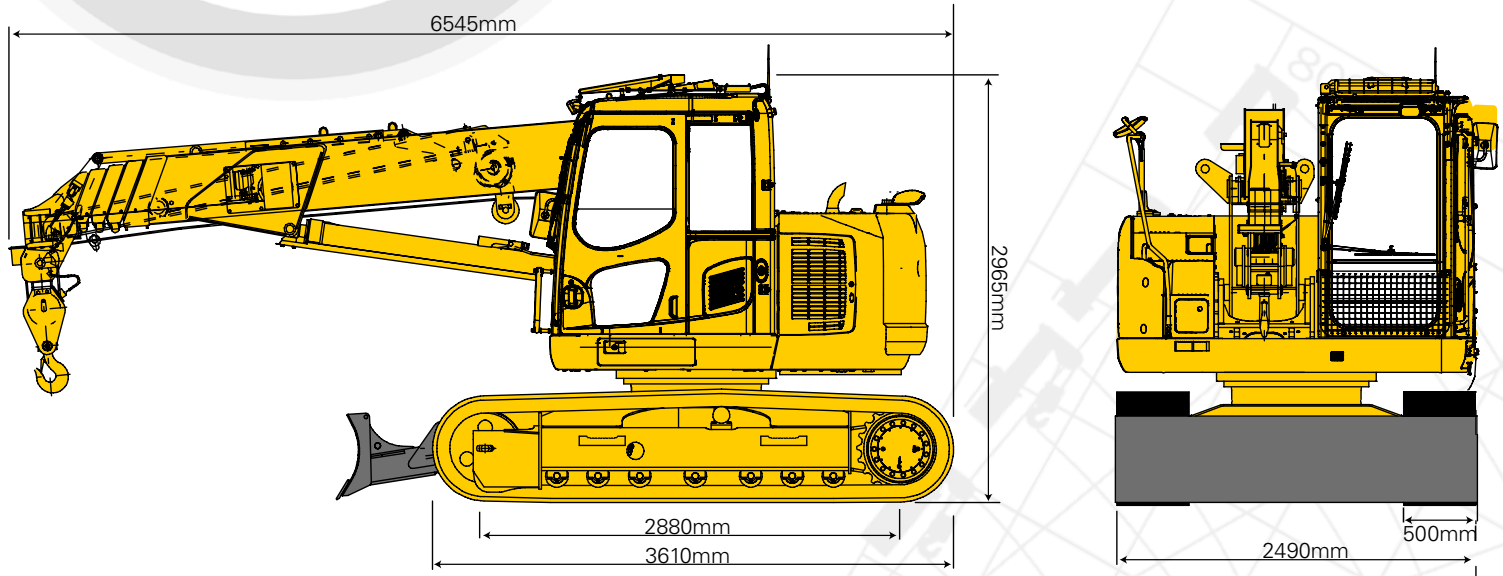
- The Total Rated Load Charts are based on the actual working radius including boom deflection. The weight of the hook (standard 4 fall - 90kg) must be included as part of the load shown in the Total Rated Load Charts.
- When using two fall or single fall hooks, use the appropriate four fall Total Rated Load Chart but with a maximum load of:  
Two Fall - 3000kg,  
Single Fall - 1500kg.

**Pick & Carry Duties**

4.745m boom		7.625m boom		10.505m boom	
Working radius (m)	Total rated load(kg)	Working radius (m)	Total rated load(kg)	Working radius (m)	Total rated load(kg)
2	2000	2	2000	2	1500
2.5	2000	2.5	2000	2.5	1500
3	2000	3	2000	3	1500
3.5	2000	3.5	2000	3.5	1500
4	1915	4	1910	4	1500
4.5	1660	4.5	1655	4.5	1500
		5	1440	5	1355
		5.5	1260	5.5	1200
		6	1105	6	1070
		7	860	7	860
				7.5	775
				8	700
				8.5	635
				9	575
				10	470



**Dimensions**



# LC1385

## Specifications

Capacity	Maximum	6.0 t x 2.6m
Working radius	Maximum	16.10m x 430kg
Lifting height	Maximum	16.70m x 2600 kg (22m x 820kg with Fly-Jib)
Dimensions	LC1385	6545mm x 2490mm x 2965mm
Weight	LC1385 Hook block weight	15640kg (15850kg with Fly-Jib) 90kg
Hook speed	Two speed	28/41m / min. (4 falls, 4th layer)
Single line speed	Two speed	112/164m / min (4 layers)
Hoist rope	Standard	IWRC 6xFi (29) Ø 10mm x 115m
Telescopic system	Boom length Telescoping speed Boom type	4.745 m - 16.265 m 11.52 m / 25 sec Fully automatic 5 section pentagonal telescopic boom
Boom hoist system	Hoist angle / speed	-5° to 80° / 18 sec
Slew system	Slew angle / speed	360° continuous / 3.4 rpm
Drive	Type	Independent steering controls, hydraulic piston motor with built in automatic brake, planet reduction gears, sprocket and crawler.
Traction speed	Low High Gradability Ground length x width Ground pressure	2.9 km/h 5.1 km/h 34° 2880mm x 500mm (Track dimensions) 0.54 kgf / cm <sup>2</sup> 0.55 kgf / cm <sup>2</sup> (With Fly-Jib )
Engine	Model Type Rated output Starting method Fuel tank capacity	KOMATSU SAA4D95LE-5 4 cylinder diesel water cooled direct injection 68.4 kW / 2,200 rpm Electric Diesel/195L
Safe load indicator	Made specifically for Maeda Mini Cranes with a fully programmable working envelope	
Standard equipment	Moment limiter, steel tracks, overwind protection, hydraulic safety valves, level, EMO switch, LED working status lamp, working light, hour meter, tilt alarm, air conditioning, 4-fall / 2-fall hook block, blade with interlock system, rear view camera, data logger.	
Optional equipment	Fly-Jib Single fall hook Rubber pads (black) weight 470kg	

