

LS-108H II

HYLAB Series

Lattice Boom Crawler Crane 50-ton (50 mt)

- 50 tons (50 mt) at an 11' (3.35 m) radius
- 16,800 lbs (7 620 kg) clam & drag ratings with 70' (21.34 m) of boom
- 140' (42.67 m) conventional angle boom and 110' + 50' (33.53 + 15.24 m) boom + jib combination
- 163' (49.68 m) maximum tip height
- 140' (42.67 m) maximum 360° working radius
- Transports under 90,000 lbs (40 824 kg) with tracks, counterweights and boom base section
- Optional boom folding equipment allows 50' (15.24 m) of boom to be transported on one 93,300 lb (42 321 kg) load or 70' (21.34 m) of boom on one 94,600 lb (42 911 kg) load
- 157 hp (117 kw) Isuzu engine
- Matching front & rear grooved hoist drums for clam work
- Mechanical drum rotation indicators
- 32,323 lb (14 662 kg) maximum winch line pull
- 432 fpm (131.70 mpm) maximum winch line speed
- Fast and easy counterweight self-assembly using pinned backstops
- Completely sealed "oil-filled" lower with compact lower drives
- Optional free spooling 3rd drum (front or rear mount)
- Blocked over-end capacities for increased lift capacities



Link-Belt
CONSTRUCTION EQUIPMENT

LS-108H II

HYLAB Series

All sheaves are sealed and maintenance-free, giving HYLAB owners outstanding reliability.

42" x 42" (1. angle boom previous LS-

Attachable bridle guide to align bridle and base fast, easy bridle-to-bo

Lattice Boom Crawler Crane 50-ton (50 mt)

Whatever your requirements, the LS-108H II has big crane features with small crane affordability to get your job done.

- Superb job-site mobility
- Fits in places the big cranes can't
- Superior pile-driving capability
- Operator-friendly
- Transports in one load

Link-Belt
CONSTRUCTION EQUIPMENT



Non-slip safety strips and quick storage catwalks provide sure-footed access to the crane upper

Components are pre-painted prior to assembly to ensure quality paint throughout the product.



Wide-opening doors (upper left), two upper access ladders with hand-rails (left) and fold-up treadmember steps prove that access is the name of the game on the LS-108H II.

Pin-on boom hoist bail

Rear-mount fourth drum is available with true gravity free fall



Hydraulic counterweight removal cylinders and pinned backstops for fast and easy counterweight removal

Hydraulic cylinder in carbody for effortless extend/retract

HYLAB hydraulic swing system smoothly rotates on turntable bearing with internal swing teeth. Upper secures into place with a two-position positive house lock

The standard 40' - 140' (12.19 - 42.67 m) angle boom, the most rugged and robust angle boom available, is a top notch performer in dragline, clamshell, pile driving and other severe duty cycle applications.

(1.06 m x 1.06 m) in-line pin-connected boom extensions interchangeable with LS-108 42' boom extensions

Side arms are used in base section for boom connection


Angle boom designed to accommodate both lift crane and duty cycle demands



Link-Belt's standard assembly lift hooks and the easy-to-use counterweight removal system are extremely efficient and simple to use. The lift hooks can also handle boom extensions.

Optional auxiliary tip extension is equipped with two 18.12" (0.46 m) root diameter nylon sheaves, mounted on sealed anti-friction bearings.

In-line boom suspension load cell, standard with anti-two block system for both front and rear drum



The auxiliary 9-ton (8.16 mt) capacity, 5' (1.5 m) tip extension is designed to use instead of a jib to provide clearance between working hoist lines.

The boom top section features standard pin-on points for attachment of options such as a fixed jib, tip extension and adapters for universal pile driving leads with quick reeve ability.



Optional third drum interchangeable with LS-138H II and LS-208H II third drums. Third drum plumbing is standard with routing to both front and rear locations.

Sealed (oil-filled) track rollers, idler and drive planetaries and compact hydrostatic drives add up to outstanding reliability and maintenance-free operation.

Automatic hydraulic track tension

Self-cleaning 30" (0.76 m) track shoes form a wide gauge of 13' 8" (4.16 m) when extended, and 11' 3" (3.43 m) when retracted. Lower structure ground clearance is 16.5" (0.42 m).

The LS-108H II has a dragline/clamshell capacity of 16,800 lbs (7 620 kg). The dragline package includes fairleader as well as bolt-on-front lugging to allow for 7/8" inhaul.



suspension
standard with
link system
and



ection
and pin-on
ment of
a fixed jib,
adapters
driving
reeve ability.

Strong power plant and bullet-proof hydraulics


Powered by the **biggest and most quiet engine in its class**, the Isuzu engine is fuel efficient and has proven to be 100% reliable. It has a high cooling capacity and provides **high line speeds at higher line pulls**.

The HYLAB Series state-of-the-art variable displacement hydraulic power system features 100% all-hydraulic power. The seven pump "closed loop" design allows for simultaneous, smooth and precise operation of all controls. All this has earned a job-proven reputation of bullet-proof reliability.

Comfort and control at your fingertips

The HYLAB crane operations control center is ergonomically designed for maximum operating comfort and control with these standard features:

- Armchair mounted, pilot-operated hydraulic controls are designed to provide outstanding operator comfort.
- The location of the travel levers are offset, increasing the operator's overall visibility.
- Ergonomically designed cockpit-style operator's cab provides exceptional visibility.



← Ergonomic armchair can easily adjust, providing the operator maximum comfort.

↓ P.A.T. rated capacity limiter is standard on the LS-108H II.


Operator's cab console features include:

- Free-fall mode indicator
- Load indicator
- Anti-two block override switch
- Boom hoist override switch
- Limit alarm indicator light
- System override switch and indicator light
- Front, rear and third drum lock switch
- Air conditioning


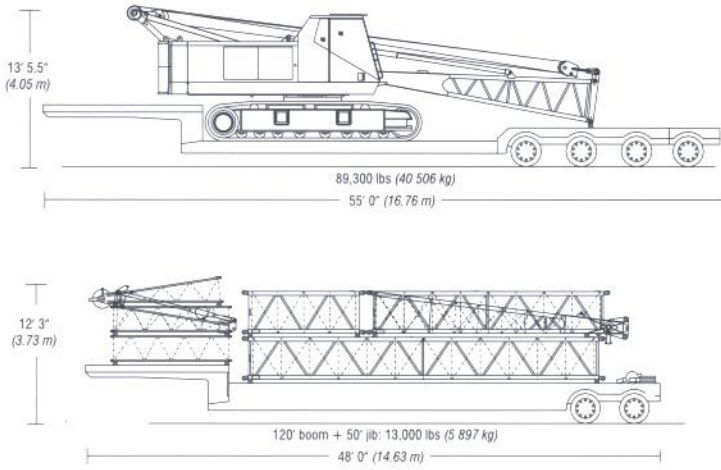


The LS-108H II is yet another revolutionary addition to the outstanding Link-Belt HYLAB family with its high mobilization features, unbeatable hydraulic control and unprecedented attachment flexibility.

The LS-108H II has standard toe plates, which enable blocked over-end capacities, challenging higher rated capacity cranes.




The LS-108H II transports with full counterweight and base section under 90,000 lbs.



The Link-Belt standard assembly lift hooks allow complete machine assembly without a helper crane.

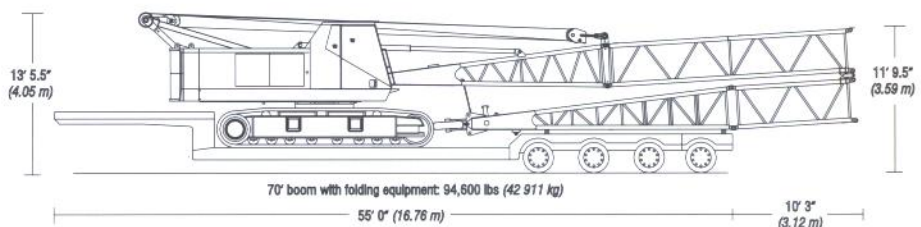
With optional boom folding equipment, the LS-108H II can move in one load with 50' or 70' of boom.

Another innovative Link-Belt feature is the use of a boom folding system, which eliminates the need to disassemble the boom prior to transport. As a result, 50' (15.24 m) or 70' (21.34 m) can remain installed on the crane in a folded travel position. Boom folding equipment includes folding links, storage links and folding wheel.



One load transport configuration with folded boom

This innovative option allows 50' (15.24 m) of boom to be transported on one 93,300 lb (42,321 kg) load or 70' (21.34 m) of boom on one 94,600 lb (42,911 kg) load.





With your Link-Belt distributor, your crane investment is always protected.

When you invest in a Link-Belt crane, you invest in a 125-year legacy of outstanding customer support through a worldwide Link-Belt distribution network. The value of a machine starts with state-of-the-art design and quality manufacturing, but excellent product support greatly impacts the fact that Link-Belt cranes traditionally command some of the highest resale prices in the industry.



Link-NetPro – instant access to vital sales, service and parts information via the web

eManuals, including all parts, service and operator manuals for virtually every Link-Belt working crane, are available on-line to your distributor through Link-NetPro. This crane industry first is a gigantic step forward in better serving the distributors' needs for instant, accurate information for better problem resolution and will be available soon to crane owners.

The right people with the right part at the right time.

Highly trained crane technical specialists get to the core issues quickly to get you going again. Through the Master Technician Training Program, technicians are specifically tested to establish proficiency in all phases of machine



diagnostics and repair. At our Service Training Center, schools are held throughout the spring and fall for both distributor technicians and customers.

Supporting these trained distributor personnel, experienced factory advisors with comprehensive machine records, CAD computer terminals, and technical electronic publication

libraries stand ready to isolate facts and quickly act to resolve crane service issues.

With eParts, our online computer system, distributors worldwide can order Genuine Link-Belt Parts 24 hours a day, seven days a week. Our dedicated 72,000 sq. ft. Parts Distribution Center is an integral part of Link-Belt's product support where all parts in stock ship the same business day.



Link-Belt Construction Equipment Company is a leader in the design, manufacture and sales of telescopic and lattice boom cranes, with headquarters in Lexington, Kentucky.

In the recent decade, a dynamic and highly-focused Link-Belt has emerged as a market leader in crane design and product quality standards by focusing on continuous improvement and employee empowerment.

Link-Belt's core production base and center for worldwide operations is its 500,000 sq. ft. manufacturing facility in Lexington, Kentucky. With major expansions over the last ten years, along with continuous improvement philosophies, this facility has emerged as the most modern crane facility in North America.

© Link-Belt is a registered trademark. Copyright 2001. All rights reserved. We are constantly improving our products and therefore reserve the right to change designs and specifications.

Litho in U.S.A. 01/02 #4273 (supersedes #4254)

Link-Belt
CONSTRUCTION EQUIPMENT

Lexington, Kentucky
www.linkbelt.com

