

# LUFFING JIB TOWER CRANE














**Specifications:**

- ▶ Max jib length: 196.9 ft
- ▶ Capacity at max length: 12,125 lbs
- ▶ Max capacity: 52,911 lbs

**WORKS FOR YOU.™**

# KEY

## Zeichenerklärung · Légende · Leyenda · Legenda

	Hoisting · Heben · Levage · Elevación · Sollevamento
	Slewing · Schwenken · Orientation · Orientació · Rotazione
	Luffing · Ausleger-Einziehen · Relevage · Elevación de pluma · Brandeggio
	Travelling · Schienenfahren · Translation · Traslación · Traslazione
	Directive on noise level · Richtlinie für den Schall-Leistungspegel · Directive sur le niveau acoustique · Directiva sobre el nivel acustico · Direttiva sul livello acustico
	Consult us · Auf Anfrage · Nous consulter · Consultarnos · Consultateci
	Power requirements · Geforderte Stromstärke · Puissance totale nécessaire · Potencia necesaria · Potenza totale richiesta
	Power supply · Stromversorgung · Alimentation · Alimentación · Alimentazione
	In service · In Betrieb · En service · En servicio · In servizio
	Out of service · Außer Betrieb · Hors service · Fuera de servicio · Fuori servizio
<b>H</b>	Max. under hook height · Höchste Hakenhöhe · Hauteur maxi. sous crochet · Maxima altura bajo gancho · Altezza max. sotto gancio
	Jib · Ausleger · Flèche · Pluma · Braccio
	Without load, without ballast, max. jib and max. height · Ohne Last und Ballast, mit Maximalausleger und Maximalhöhe · A vide, sans lest, avec flèche et hauteur maximum · Sin carga, sin lastre, con pluma y altura máxima · A vuoto, senza zavorra, braccio max., altezza max.
	Counterweight · Gegengewicht · Lest de contre-flèche · Lastre de contra flecha · Zavorra controbraccio
<b>C25</b>	FEM 1004 Out of service wind condition · FEM 1004 Windverhältnisse im Außerbetriebszustand · FEM 1004 Conditions de vent hors service · FEM 1004 Condiciones de viento fuera de servicio · FEM 1004 Condizioni del vento in fuori servizio

# CONTENTS

**CTL 430-24 HD23**

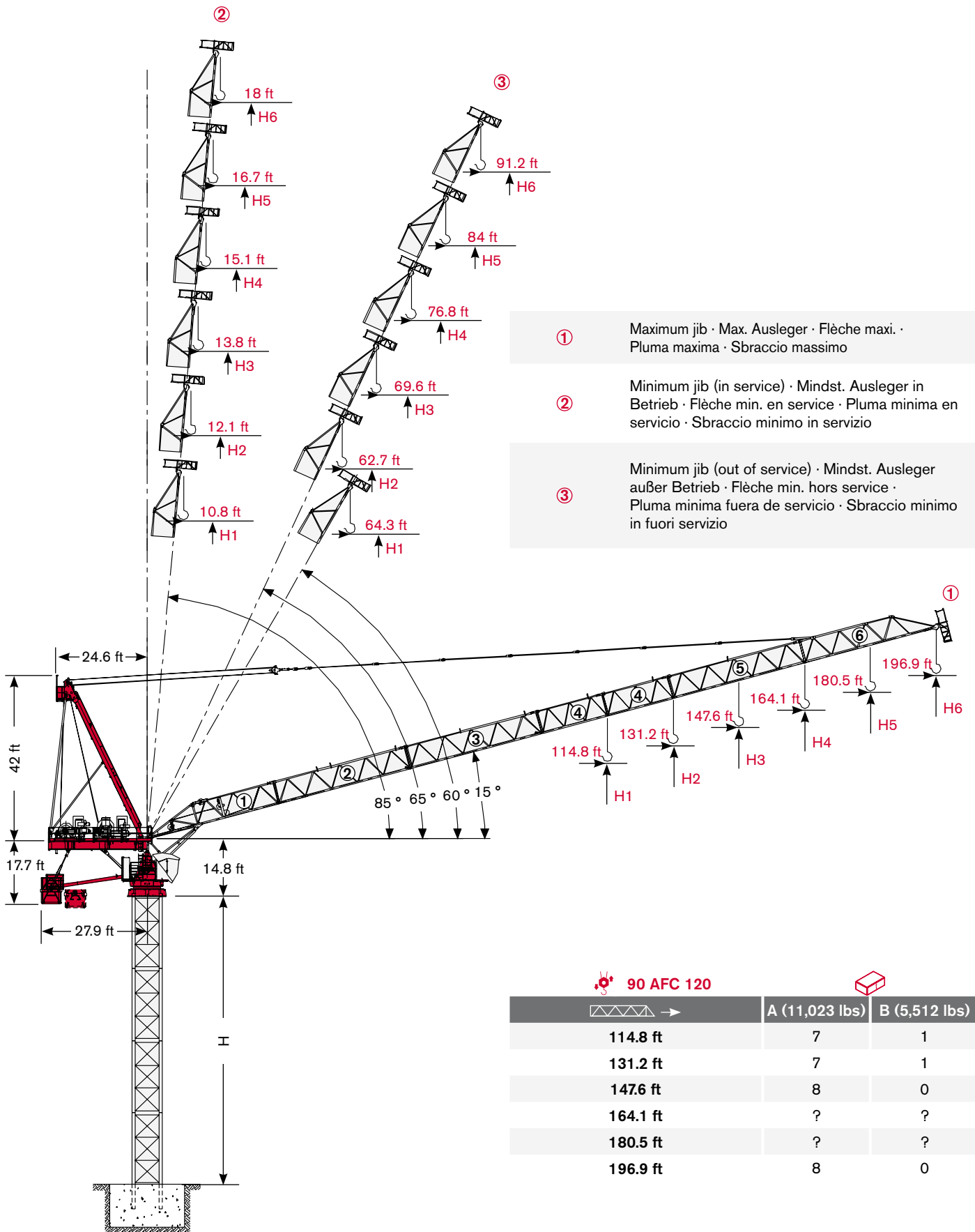
**Inhalt · Contenu · Contenido · Indice**

Page · Seite · Page · Pàgina · Pagina:












<b>Load Diagram · Lastkurven · Courbes de charges · Curvas de cargas · Diagramma di portata</b> .....	<b>4</b>
<b>Tower · Turm · Tour · Torre · Torre</b> .....	<b>6</b>
<b>Other configurations · Aufstellmöglichkeiten · Autres Implantations</b>	
<b>Otras Implantaciones · Altre Installazioni</b> .....	<b>8</b>
<b>Mechanism · Antriebe · Mécanismes · Mecanismos · Meccanismi</b> .....	<b>9</b>
<b>Transportation · Transport · Transportation · Transportación · Trasporto</b> .....	<b>10</b>



# LOAD DIAGRAM

Lastkurven · Courbes de charges · Curvas de cargas · Diagramma di portata



## Load Diagram · Lastkurven · Courbes de charges · Curvas de cargas · Diagramma di portata

			32.8 ft	49.2 ft	65.6 ft	82 ft	98.4 ft	114.8 ft	131.2 ft	147.6 ft	164.1 ft	180.5 ft	196.9 ft
	26,455 lbs →	93.5 ft	lbs 26,455	26,455	26,455	26,455	25,177	21,429	18,651	16,469	14,727	13,294	12,125
	26,455 lbs →	107.6 ft	lbs 26,455	26,455	26,455	26,455	26,455	24,780	21,561	19,048	17,064	15,432	
	39,683 lbs →	71.9 ft	lbs 39,683	39,683	39,683	34,635	28,638	24,339	21,120	18,629	16,623	14,991	
	26,455 lbs →	124.3 ft	lbs 26,455	26,455	26,455	26,455	26,455	26,455	25,022	22,134	19,842		
	39,683 lbs →	82 ft	lbs 39,683	39,683	39,683	39,683	32,827	27,866	24,163	21,253	18,960 *		
	52,911 lbs →	62.3 ft	lbs 52,911	52,911	50,177	39,771	32,827	27,866	24,163	21,253	18,960		
	26,455 lbs →	130.9 ft	lbs 26,455	26,455	26,455	26,455	26,455	26,455	26,455	23,369			
	39,683 lbs →	86.3 ft	lbs 39,683	39,683	39,683	39,683	34,657	29,432	25,530	22,487 *			
	52,911 lbs →	65.6 ft	lbs 52,911	52,911	52,911	41,954	34,657	29,432	25,530	22,487			
	26,455 lbs →	131.2 ft	lbs 26,455	26,455	26,455	26,455	26,455	26,455	26,455				
	39,683 lbs →	89.2 ft	lbs 39,683	39,683	39,683	39,683	35,891	30,490	26,455 *				
	52,911 lbs →	67.6 ft	lbs 52,911	52,911	52,911	43,431	35,891	30,490	26,455				
	26,455 lbs →	114.8 ft	lbs 26,455	26,455	26,455	26,455	26,455	26,455					
	39,683 lbs →	92.2 ft	lbs 39,683	39,683	39,683	39,683	37,082	31,526 *					
	52,911 lbs →	69.9 ft	lbs 52,911	52,911	52,911	44,864	37,082	31,526					

\* = + 441 lbs [  -  164.1 ft - 147.6 ft - 131.2 ft - 114.8 ft ]

## Jib and Tower Height Configurations · Ausleger- und Turmkonfigurationen · Configurations de la flèche et du mât · Configuraciones de pluma y torre · Configurazioni torre e braccio

 →	
114.8 ft	1 + 2 + 4 + 6
131.2 ft	1 + 2 + 3 + 6
147.6 ft	1 + 2 + 3 + 4 + 6
164.1 ft	1 + 2 + 3 + 5 + 6
180.5 ft	1 + 2 + 3 + 4 + 5 + 6
196.9 ft	1 + 2 + 3 + 4 + 4 + 5 + 6


	H		
	①	②	③
H1	H + 33.8 ft	H + 114.5 ft	H + 99.1 ft
H2	H + 38.4 ft	H + 131.6 ft	H + 119.4 ft
H3	H + 42.7 ft	H + 148.6 ft	H + 134.8 ft
H4	H + 47.2 ft	H + 165.4 ft	H + 149.9 ft
H5	H + 51.5 ft	H + 182.4 ft	H + 165.4 ft
H6	H + 55.8 ft	H + 199.2 ft	H + 180.8 ft

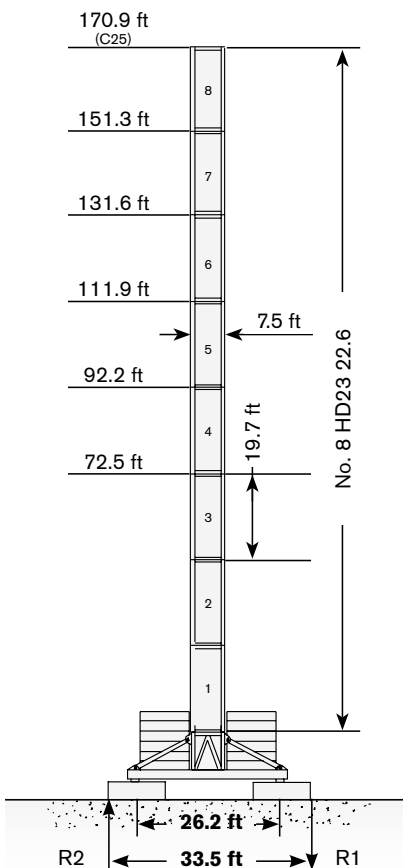
# TOWER


Turn · Tour · Torre · Torre

Standard Configurations · Standardkonfiguration · Standard Implantations · Implantaciones Standard · Installazioni Standard

Tower: HD23 & Basement: FP1

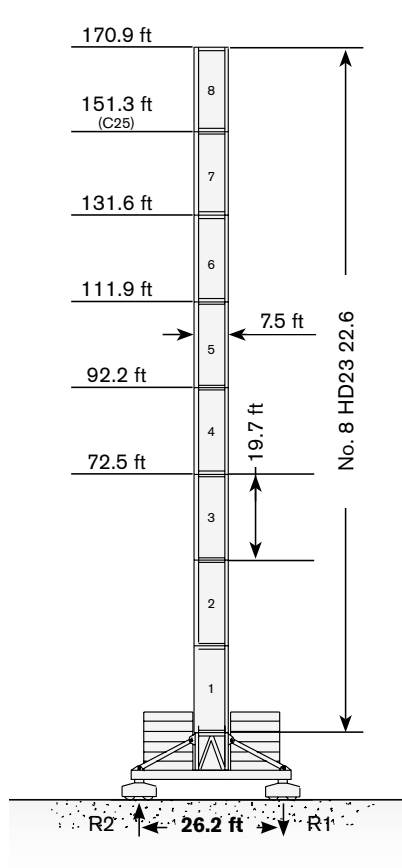
	●	◊
R1	-1750 kN	-1900 kN
R2	0 kN	0 kN
	1120 kN	




→	max. H (ft)	
	FEM 1004 C25	FEM 1001
	170.9	170.9
98.4 ft	170.9	170.9
114.8 ft	151.3	151.3
131.2 ft	151.3	151.3
147.6 ft	151.3	151.3
164.1 ft	131.6	131.6
180.5 ft	131.6	131.6


Tower: HD23 & Basement: T1

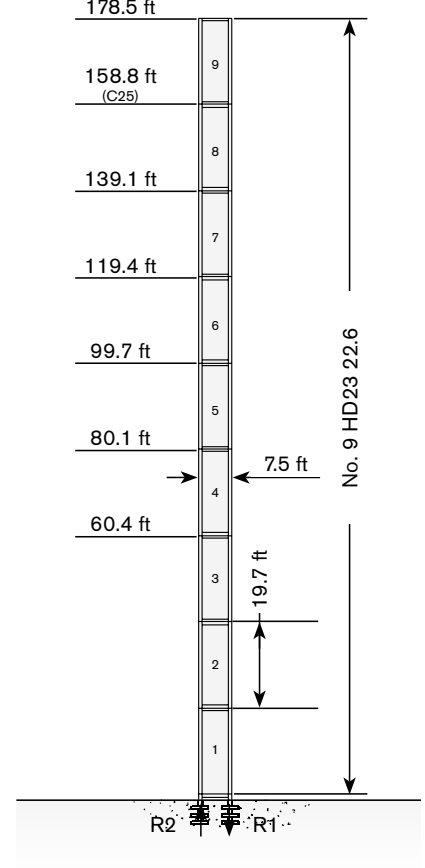
	●	◊
R1	-1750 kN	-1900 kN
R2	0 kN	0 kN
	1120 kN	




→	max. H (ft)	
	FEM 1004 C25	FEM 1001
	170.9	170.9
98.4 ft	151.3	170.9
114.8 ft	131.6	151.3
131.2 ft	131.6	151.3
147.6 ft	131.6	151.3
164.1 ft	111.9	131.6
180.5 ft	111.9	131.6

Tower: HD23 & Basement: R2

	●	◊
R1	-3350 kN	-4200 kN
R2	2500 kN	3550 kN
	970 kN	




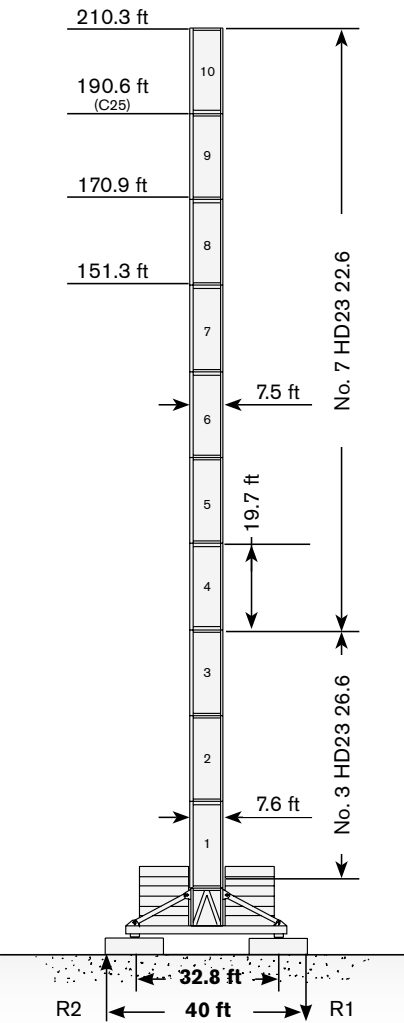
→	max. H (ft)	
	FEM 1004 C25	FEM 1001
	178.5	178.5
98.4 ft	158.8	178.5
114.8 ft	158.8	158.8
131.2 ft	158.8	158.8
147.6 ft	139.1	158.8
164.1 ft	139.1	139.1
180.5 ft	139.1	139.1


Tower height · Turmhohe · Hauteur mat · Altura torre · Altezza torre

# CTL 430-24 HD23

**Tower: HD23 & Basement: FP3**

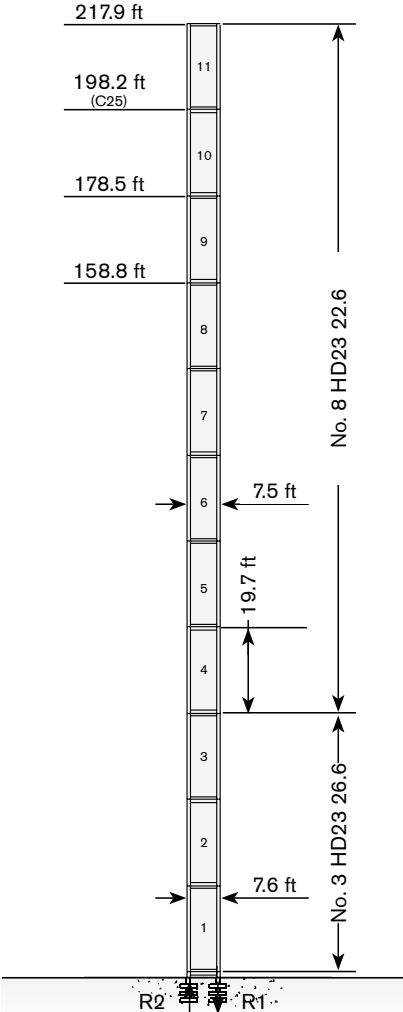
	●	◊
<b>R1</b>	-1750 kN	-1914 kN
<b>R2</b>	0 kN	0 kN
	1370 kN	




→	max. H (ft)	
	FEM 1004 C25	FEM 1001
		
98.4 ft	190.6	210.3
114.8 ft	190.6	190.6
131.2 ft	190.6	190.6
147.6 ft	170.9	190.6
164.1 ft	170.9	170.9
180.5 ft	151.3	170.9


**Tower: HD23 & Basement: R3**

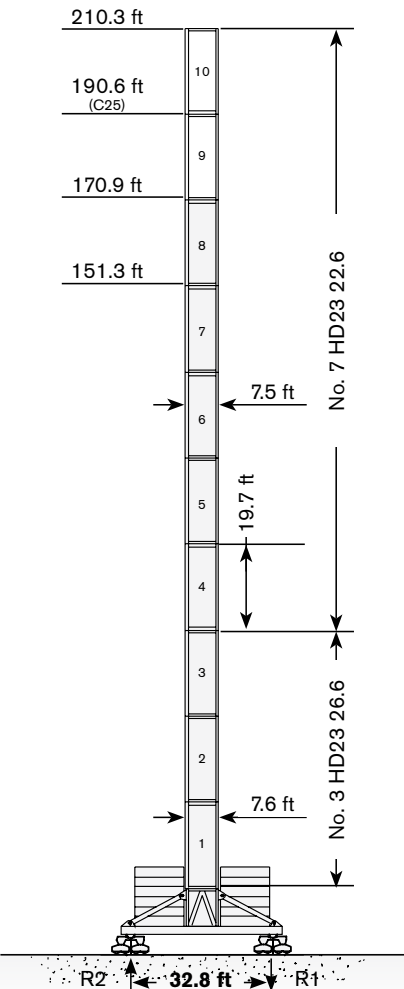
	●	◊
<b>R1</b>	-3000 kN	-5100 kN
<b>R2</b>	2180 kN	4400 kN
	1050 kN	




→	max. H (ft)	
	FEM 1004 C25	FEM 1001
		
98.4 ft	198.2	217.9
114.8 ft	198.2	198.2
131.2 ft	178.5	198.2
147.6 ft	139.1	198.2
164.1 ft	139.1	178.5
180.5 ft	139.1	178.5

**Tower: HD23 & Basement: T3**

	●	◊
<b>R1</b>	-1750 kN	-1915 kN
<b>R2</b>	0 kN	0 kN
	1370 kN	



→	max. H (ft)	
	FEM 1004 C25	FEM 1001
		
98.4 ft	190.6	210.3
114.8 ft	190.6	190.6
131.2 ft	190.6	190.6
147.6 ft	170.9	190.6
164.1 ft	170.9	170.9
180.5 ft	151.3	170.9

Different heights and tower combinations are available; please consult us • Andere Höhen und Turmkombinationen auf Anfrage • Différentes hauteurs et combinaisons de tour sont disponibles; nous consulter • Hay diferentes alturas y combinaciones de torre disponibles. Consultémos • Altezze diverse e combinazioni di torre sono disponibili; consultateci

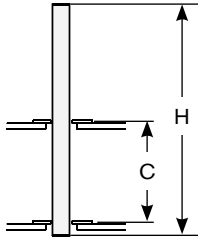
**WORKS FOR YOU.™**

# TOWER

Turn · Tour · Torre · Torre

## Other configurations · Aufstellmöglichkeiten · Autres Implantations · Otras Implantaciones · Altre Installazioni

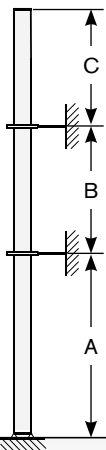
Bottom climbing crane · Kletterkran im Gebäude · Télescopage sur dalles · Telescopage grúa trepadora · Gru climbing



Tower: HD23-22

	C	H
114.8 ft	42.7 ft	157.5 ft
	49.2 ft	177.2 ft
	52.5 ft	177.2 ft
131.2 ft	42.7 ft	137.8 ft
	49.2 ft	157.5 ft
	52.5 ft	157.5 ft
147.6 ft	42.7 ft	137.8 ft
	49.2 ft	157.5 ft
	52.5 ft	157.5 ft
164.1 ft	42.7 ft	137.8 ft
	49.2 ft	157.5 ft
	52.5 ft	157.5 ft
180.5 ft	42.7 ft	118.1 ft
	49.2 ft	137.8 ft
	52.5 ft	137.8 ft
196.9 ft	42.7 ft	118.1 ft
	49.2 ft	137.8 ft
	52.5 ft	137.8 ft

Crane tied to the structure · Geankerter Kran · Grue ancrée · Grúa anclada · Gru ancorata



Tower: HD23-22

	A min/max	B min/max	C max
114.8 ft	118.1 ft/157.5 ft	78.7 ft/118.1 ft	98.4 ft
131.2 ft	98.4 ft/137.8 ft	78.7 ft/118.1 ft	98.4 ft
147.6 ft	98.4 ft/137.8 ft	78.7 ft/118.1 ft	98.4 ft
164.1 ft	98.4 ft/137.8 ft	78.7 ft/118.1 ft	85.3 ft
180.5 ft	98.4 ft/118.1 ft	78.7 ft/118.1 ft	78.7 ft
196.9 ft	98.4 ft/118.1 ft	78.7 ft/118.1 ft	78.7 ft







# MECHANISMS

**CTL 430-24 HD23**






**Antriebe · Mécanismes · Mecanismos · Meccanismi**

**Power supply · Stromversorgung · Alimentation · Suministro eléctrico · Alimentazione**

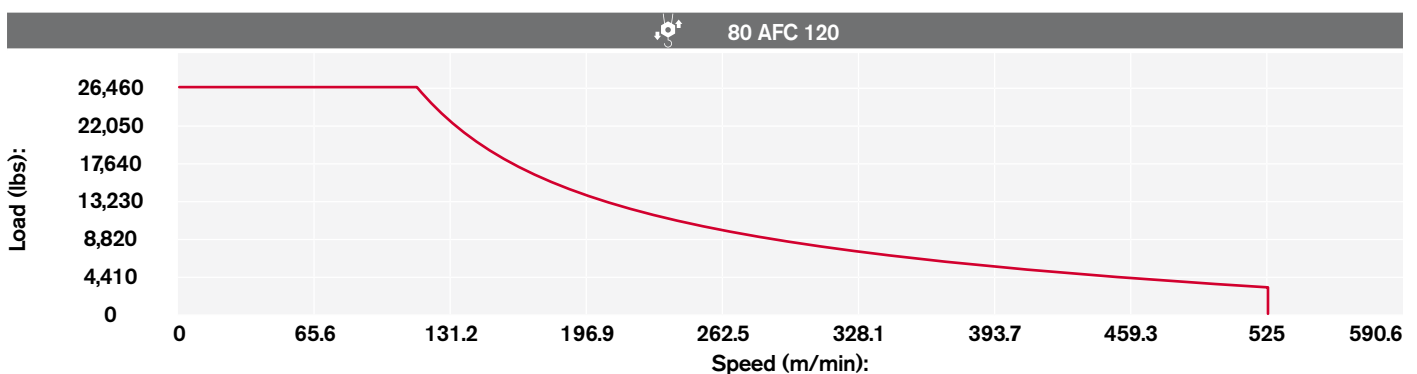
	90 AFC 120 R - LFC 80	 246 kVA*	 400V - 50Hz / 460V - 60Hz	 2000/14/CE modificata
-----------------------------------------------------------------------------------	-----------------------	--------------------------------------------------------------------------------------------	-------------------------------------------------------------------------------------------------------------	-----------------------------------------------------------------------------------------------------------

\* Crane without travelling equipment · Krane ohne Schienenfahren · Grue sans translation · Grúa sin traslación · Gru senza traslazione






**Hoisting · Heben · Levage · Elevación · Sollevamento**

		lbs	ft/min	kW		
	90 AFC 120 R00 90 AFC 120 R01 (vector)		26,455	0 → 114.8	90	3,379.4 ft
			19,842	0 → 141.1		
			13,228	0 → 193.6		
			6,614	0 → 341.2		
			2,976	0 → 525		
			39,683	0 → 75.5		
			29,762	0 → 95.1		
			19,842	0 → 128		
			9,921	0 → 226.4		
			4,409	0 → 351.1		
			52,911	0 → 55.8		
			39,683	0 → 72.2		
			26,455	0 → 95.1		
			13,228	0 → 170.6		
5,952	0 → 262.5					

**Hoisting Speed · Heben Geschwindigkeit · Vitesse de Levage · Velocidad de Elevación · Velocità' di Sollevamento**










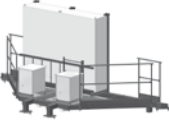




**Additional Specifications · Weitere Leistungsdaten · Spécifications additionnelles · Otras prestaciones · Altre movimentazioni**

	LFC 80 (vector)	2 min	80 kW
	RCC 2 2 132M	0 → 0.64 r.p.m.	2 x 10.6 ft·lb
			
			






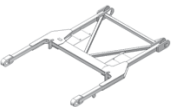






# TRANSPORTATION

Transport · Transport · Conducción · Trasporto

## Packing list

CTL 430-24 HD23	DESCRIPTION · BESCHREIBUNG · DESCRIPTION · DESCRIPCIÓN · DESCRIZIONE	LENGTH · LÄNGE · LONGUEUR · LONGITUD · LUNGHEZZA	WIDTH · BREITE · LARGEUR · ANCHURA · LARGHEZZA	HEIGHT · HÖHE · HAUTEUR · ALTURA · ALTEZZA	QUANTITY · MENGE · QUANTITÉ · CANTIDAD · QUANTITÀ	WEIGHT · GEWICHT · POIDS · PESO
	8x8 m UNDERCARRIAGE STRUT MOUNTING TOWER SECTION	9.5 ft	9.5 ft	9.5 ft	1	20,176 lbs
	8x8 m UNDERCARRIAGE STRUT	14.1 ft	1 ft	7.4 ft	4	4,013 lbs
	8x8 m UNDERCARRIAGE INTERNAL BEAM	13.1 ft	0.5 ft	1.1 ft	4	463 lbs
	8x8 m UNDERCARRIAGE EXTERNAL BEAM	19.6 ft	1 ft	1.1 ft	4	1,380 lbs
	10x10 m UNDERCARRIAGE STRUT MOUNTING TOWER SECTION	9.8 ft	9.8 ft	10.2 ft	1	23,042 lbs
	10x10 m LEFT + RIGHT UNDERCARRIAGE STRUT	18.7 ft	8.5 ft	2.3 ft	2 left + 2 right	8,434 lbs
	CROSSBEAM FOR TRAVELLING 10x10 m UNDERCARRIAGE	23 ft	7.2 ft	1.3 ft	2	4,476 lbs
	10x10 m UNDERCARRIAGE ELECTRICAL BOX SUPPORT PLATFORM FOR TVF 4RT 4M9 TRAVELLING DRIVE UNIT	18.7 ft	7.2 ft	7.9 ft	1	2,867 lbs
	10x10 m UNDERCARRIAGE ELECTRICAL BOX SUPPORT PLATFORM FOR TSR 4RG 4M8 TRAVELLING DRIVE UNIT	18.4 ft	6.9 ft	12.1 ft	1	1,422 lbs
	TOWER SECTION HD23 26.6	19.7 ft	8 ft	7.6 ft	1	14,273 lbs*
	TOWER SECTION HD23 22.6	19.7 ft	7.5 ft	7.5 ft	1	10,635 lbs*
	TOWER SECTION HD23 22.3	9.8 ft	7.5 ft	7.5 ft	1	5,623 lbs*









# CTL 430-24 HD23

CTL 430-24 HD23	DESCRIPTION · BESCHREIBUNG · DESCRIPTION · DESCRIPCIÓN · DESCRIZIONE	LENGTH · LÄNGE · LONGUEUR · LONGITUD · LUNGHEZZA	WIDTH · BREITE · LARGEUR · ANCHURA · LARGHEZZA	HEIGHT · HÖHE · HAUTEUR · ALTURA · ALTEZZA	QUANTITY · MENGE · QUANTITÉ · CANTIDAD · QUANTITÀ	WEIGHT · GEWICHT · POIDS · PESO · PESO
	COMPLETE SLEWING UNIT (3 DETACHABLE PIECES)	14.5 ft	13.1 ft	11.7 ft	1	34,861 lbs
	LEVERAGE-A	18.1 ft	6.2 ft	2.4 ft	1	2,227 lbs
	LEVERAGE FRAME RETAINER-A	4.5 ft	5.9 ft	0.5 ft	1	315 lbs
	FORKED MOBILE BALLAST BASKET LEVERAGE-B	25.7 ft	7.8 ft	1.3 ft	1	1,610 lbs
	MOBILE BALLAST BASKET	5.5 ft	8.3 ft	8.1 ft	1	2,492 lbs
	LEVERAGE-C FOR SUPPORT BASKET	10.5 ft	7.5 ft	1 ft	1	1,312 lbs
	COUNTERJIB (frame retainer, platforms included without winches)	25.9 ft	12.6 ft	13.5 ft	1	19,558 lbs
	COUNTERJIB FRAME RETAINER	10 ft	6.6 ft	1 ft	1	1,700 lbs
	LUFFING WINCH 80 Kw (rope included)	8.1 ft	6.9 ft	6.6 ft	1	10,231 lbs
	HOIST WINCH AFC120 90 Kw R00 Without brake option (rope included)	9.3 ft	7.4 ft	6.5 ft	1	13,451 lbs
	HOIST WINCH AFC120 90 Kw R01 With brake option (rope included)	9.3 ft	7.4 ft	6.5 ft	1	14,310 lbs
	COMPLETE A-FRAME UNIT	23.8 ft	8.2 ft	43 ft	1	13,120 lbs

\* inclusive of ladders, platforms and assembly equipment

# TRANSPORTATION

Transport · Transport · Conducción · Transporte

CTL 430-24 HD23	DESCRIPTION · BESCHREIBUNG · DESCRIPTION · DESCRIPCIÓN · DESCRIZIONE	LENGTH · LÄNGE · LONGUEUR · LONGITUD · LUNGHEZZA	WIDTH · BREITE · LARGEUR · ANCHURA · LARGHEZZA	HEIGHT · HÖHE · HAUTEUR · ALTURA · ALTEZZA	QUANTITY · MENGE · QUANTITÉ · CANTIDAD · QUANTITÀ	WEIGHT · GEWICHT · POIDS · PESO · PESO
	JIB SECTION - 1	34.8 ft	6.4 ft	7.4 ft	1	6,527 lbs
	JIB SECTION - 2	34.6 ft	6.3 ft	6.3 ft	1	3,195 lbs
	JIB SECTION - 3	34.6 ft	6.3 ft	6.3 ft	1	3,177 lbs
	JIB SECTION - 4	17.7 ft	6.3 ft	6.3 ft	1	1,493 lbs
	JIB SECTION - 5	34.6 ft	6.3 ft	6.3 ft	1	2,562 lbs
	JIB SECTION - 6	34.9 ft	6.3 ft	6.8 ft	1	3,711 lbs
	2-PART LINE HOIST BLOCK	4.3 ft	1.7 ft	3.6 ft	1	1,398 lbs
	4-PART LINE HOIST BLOCK	1.9 ft	0.9 ft	3.3 ft	1	759 lbs







**www.terexcranes.com**

Effective Date: June 2010.

Product specifications and prices are subject to change without notice or obligation. The photographs and/or drawings in this document are for illustrative purposes only. Refer to the appropriate Operator's Manual for instructions on the proper use of this equipment. Failure to follow the appropriate Operator's Manual when using our equipment or to otherwise act irresponsibly may result in serious injury or death. The only warranty applicable to our equipment is the standard written warranty applicable to the particular product and sale and Terex makes no other warranty, express or implied. Products and services listed may be trademarks, service marks or trade-names of Terex Corporation and/or its subsidiaries in the USA and other countries. All rights are reserved. Terex® is a registered trademark of Terex Corporation in the USA and many other countries.

Gültig ab: Juni 2010.

Produktbeschreibungen und Preise können jederzeit und ohne Verpflichtung zur Ankündigung geändert werden. Die in diesem Dokument enthaltenen Fotos und/oder Zeichnungen dienen rein anschaulichen Zwecken. Anweisungen zur ordnungsgemäßen Verwendung dieser Ausrüstung entnehmen Sie bitte dem zugehörigen Betriebshandbuch. Nichtbefolgung des Betriebshandbuchs bei der Verwendung unserer Produkte oder anderweitig fahrlässiges Verhalten kann zu schwerwiegenden Verletzungen oder Tod führen. Für dieses Produkt wird ausschließlich die entsprechende, schriftlich niedergelegte Standardgarantie gewährt. Terex leistet keinerlei darüber hinaus gehende Garantie, weder ausdrücklich noch stillschweigend. Die Bezeichnungen der aufgeführten Produkte und Leistungen sind gegebenenfalls Marken, Servicemarken oder Handelsnamen der Terex Corporation und/oder ihrer Tochtergesellschaften in den USA und anderen Ländern. Alle Rechte vorbehalten. „TEREX“ ist eine eingetragene Marke der Terex Corporation in den USA und vielen anderen Ländern.

Date d'effet : Juin 2010.

Les spécifications et prix des produits sont sujets à modification sans avis ou obligation. Les photographies et/ou dessins contenus dans ce document sont uniquement pour illustration. Veuillez vous référer à la notice d'utilisation appropriée pour les instructions quant à l'utilisation correcte de cet équipement. Tout manquement au suivi de la notice d'utilisation appropriée lors de l'utilisation de notre équipement ou tout acte autrement irresponsable peut résulter en blessure corporelle sérieuse ou mortelle. La seule garantie applicable à notre équipement est la garantie standard écrite applicable à un produit et à une vente spécifique. Terex n'offre aucune autre garantie, expresse ou implicite. Les produits et services proposés peuvent être des marques de fabrique, des marques de service ou des appellations commerciales de Terex Corporation et/ou ses filiales aux Etats Unis et dans les autres pays, et tous les droits sont réservés. «TEREX» est une marque déposée de Terex Corporation aux Etats Unis et dans de nombreux autres pays.

Fecha efectiva: Junio 2010.

Los precios y las especificaciones de productos pueden sufrir cambios sin aviso previo u obligación. Las fotografías o dibujos de este documento tienen un fin meramente ilustrativo. Consulte el manual de instrucciones del operador correspondiente para más información sobre el uso correcto de este equipo. El hecho de no respetar el manual del operador correspondiente al utilizar el equipo o actuar de forma irresponsable puede suponer lesiones graves o fatales. La única garantía aplicable a nuestro equipo es la garantía escrita estándar correspondiente a cada producto y venta, y TEREX no amplía dicha garantía de forma expresa o implícita. Los productos y servicios mencionados pueden ser marcas registradas, marcas de servicio o nombres de marca de TEREX Corporation o de sus filiales en Estados Unidos de América y otros países, y se reservan todos los derechos. „TEREX“ es una marca comercial registrada de Terex Corporation en Estados Unidos de América y muchos otros países.

Data di inizio validità: Giugno 2010.

Ci riserviamo il diritto di modificare le specifiche e i prezzi dei prodotti in ogni momento e senza preavviso. Le fotografie e/o i disegni contenuti in questo documento sono destinati unicamente a scopi illustrativi. Consultare le istruzioni sull'uso corretto di questo macchinario, contenute nell'opportuno Manuale dell'operatore. L'inottemperanza delle istruzioni contenute nel Manuale dell'operatore del macchinario e altri comportamenti irresponsabili possono provocare gravi lesioni, anche mortali. L'unica garanzia applicabile ai nostri macchinari è la garanzia scritta standard applicabile al particolare prodotto e alla particolare vendita; Terex è esonerata dal fornire qualsiasi altra garanzia, esplicita o implicita. I prodotti e servizi elencati possono essere dei marchi di fabbrica, marchi di servizio o nomi commerciali di TEREX Corporation e/o società affiliate negli Stati Uniti d'America e altre nazioni e tutti i diritti sono riservati. „TEREX“ è un marchio registrato di Terex Corporation negli USA e molti altri Paesi.

Copyright 2010 Terex Corporation

Terex Cranes, Global Marketing, Dinglerstraße 24, 66482 Zweibrücken, Germany  
Tel. +49 (0) 6332 830, Email: info.cranes@terex.com, www.terexcranes.com

Brochure Reference: TC-DS-IMP-E/F/G/I/S-CTL430-24 HD23-06/10



**WORKS FOR YOU.™**