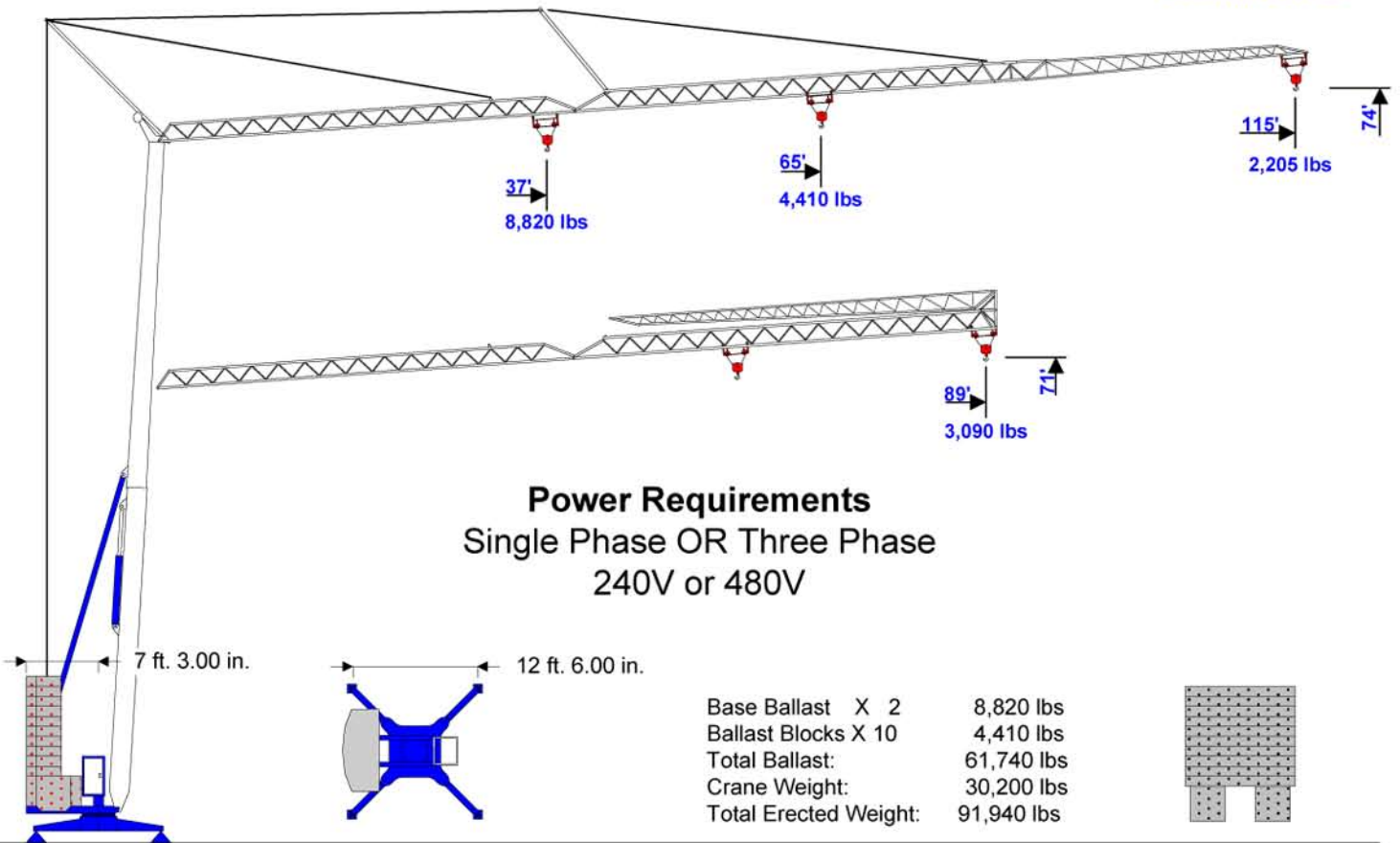
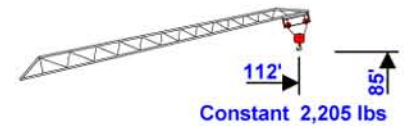



# benazzato


## Self-Erecting Crane 202

74' - 115' - 2,205 lbs



**Power Requirements**  
Single Phase OR Three Phase  
240V or 480V

- Base Ballast X 2 8,820 lbs
- Ballast Blocks X 10 4,410 lbs
- Total Ballast: 61,740 lbs
- Crane Weight: 30,200 lbs
- Total Erected Weight: 91,940 lbs



	Hook	Ft.	37	43	49	56	62	69	75	82	89	95	102	108	115
	Radius	Meters	11.2	13	15	17	19	21	23	25	27	29	31	33	35
2 Part	118'	Lbs	4,410	4,410	4,410	4,410	4,410	4,167	3,726	3,374	3,065	2,800	2,580	2,381	2,205
Block	36m	KG	2,000	2,000	2,000	2,000	2,000	1,890	1,690	1,530	1,390	1,270	1,170	1,080	1,000
4 Part	118'	Lbs	8,820	7,387	6,229	5,358	4,697	4,167	3,726	3,374	3,065	2,800	2,580	2,381	2,205
Block	36m	KG	4,000	3,350	2,825	2,430	2,130	1,890	1,690	1,530	1,390	1,270	1,170	1,080	1,000