

PK 8.501 SLD 1 / PK 9.001 SLD 3
PK 8.501 SLD 3 / PK 9.501 SLD 5

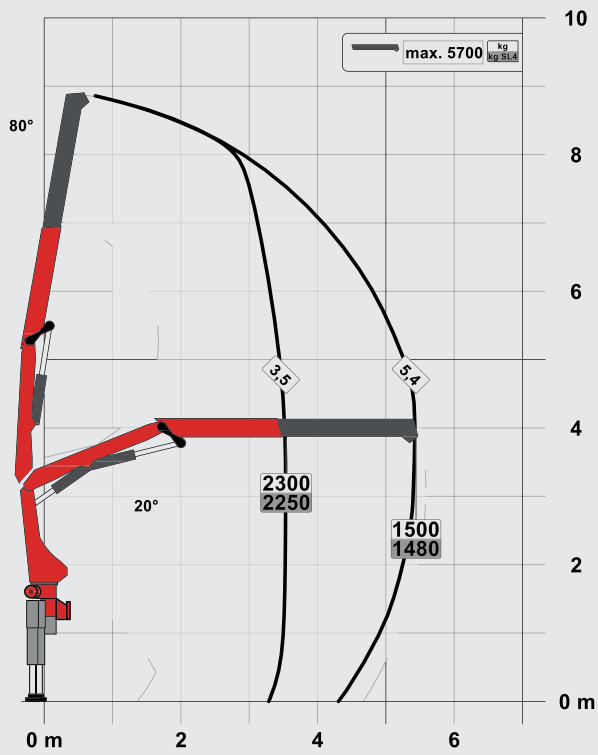


INTELLIGENT LIGHTWEIGHT DESIGN OFFERS AN OPTIMIZED MOUNTING CONCEPT

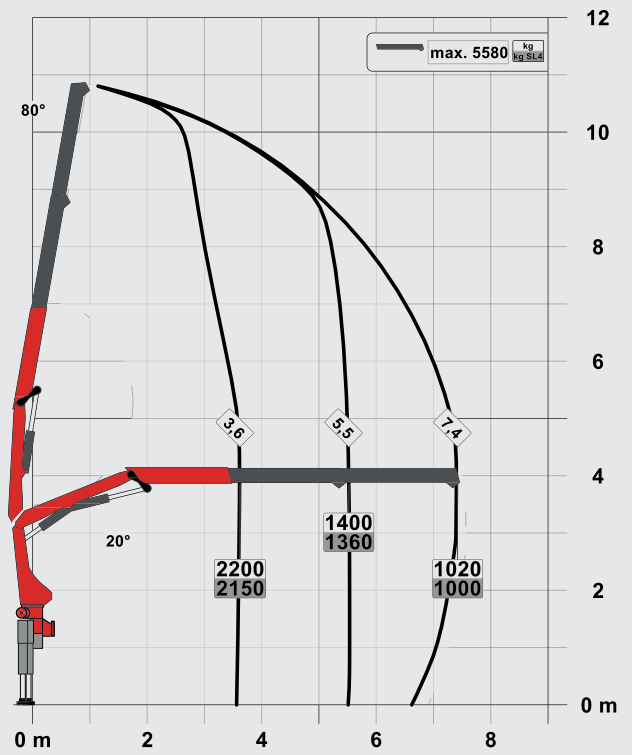


PK 8.501 SLD 1 (NON-CE)

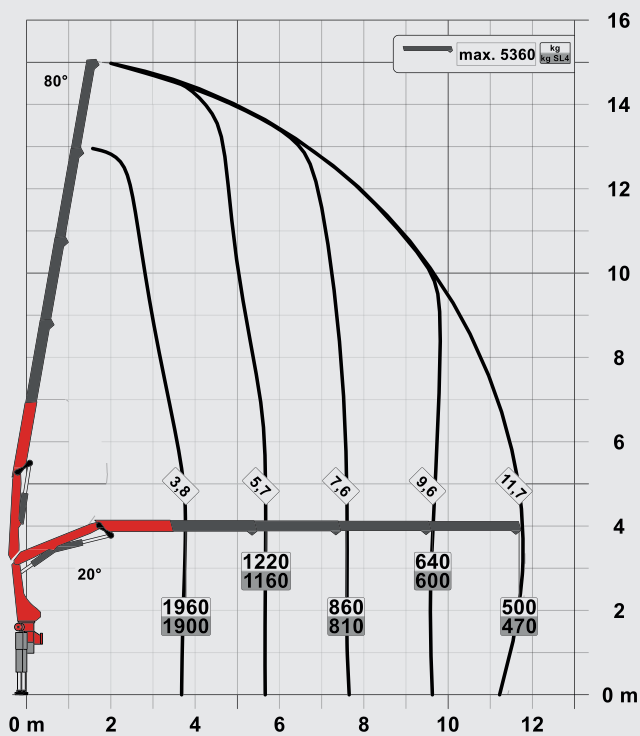
STD



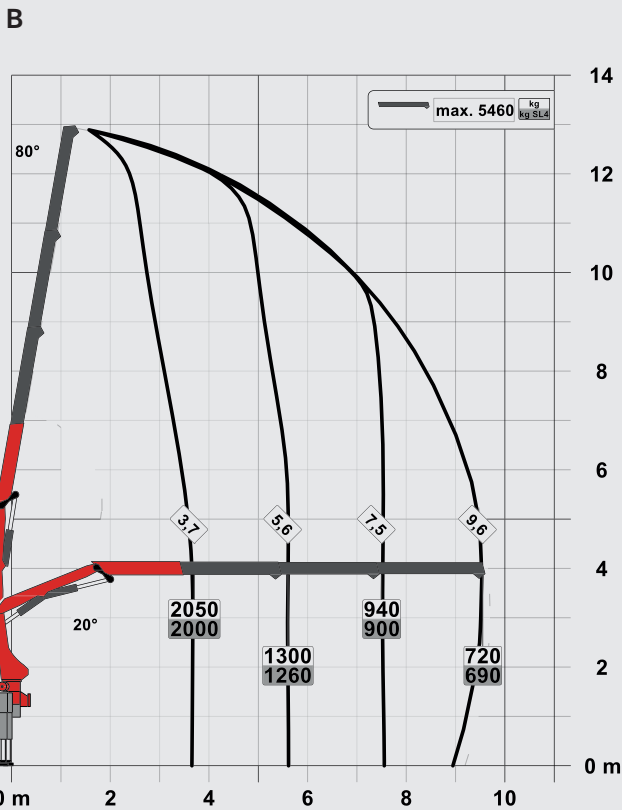
A



C



PERFECT DIMENSIONS



SLD 1 (NON-CE)

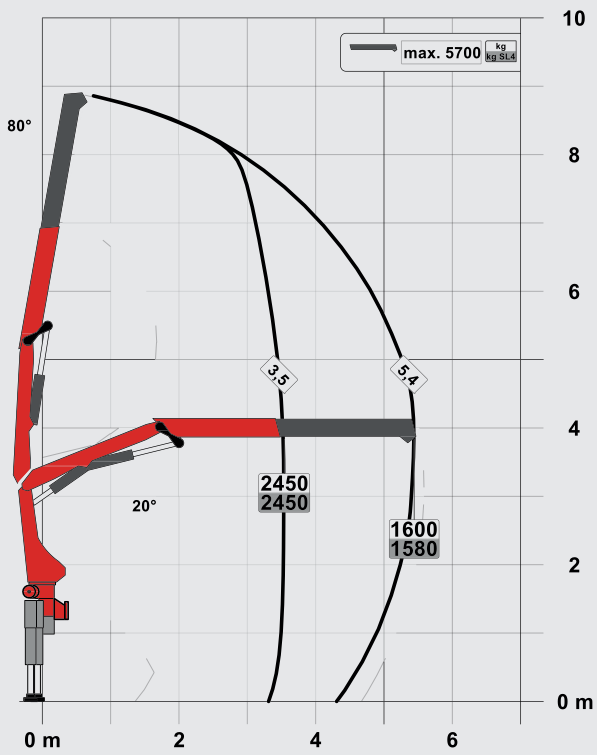
- Single Link
- Optional:
 - Overload protection OSK
 - Top seat control
 - High stand control
 - Radio remote control
- NON-CE model

TECHNICAL SPECIFICATIONS

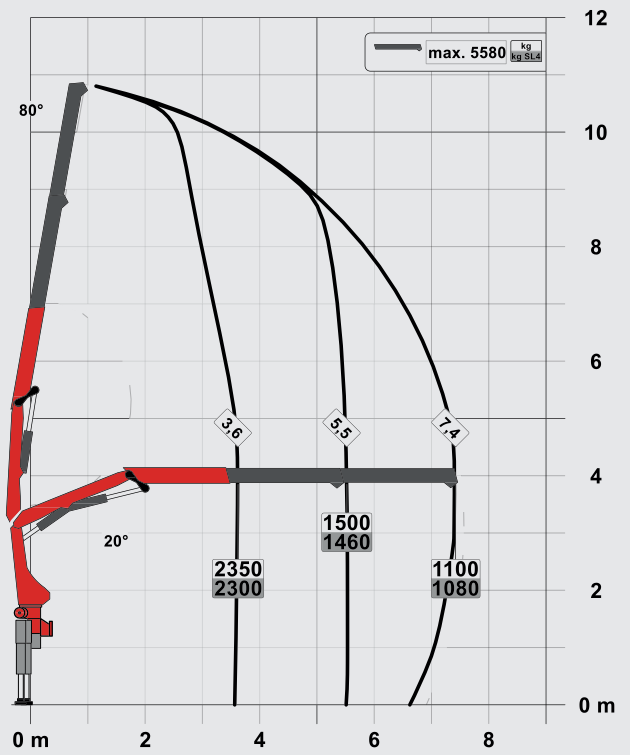
Classification	EN 12999 HC1 HD4/S2	
Max. lifting moment	8.1 mt/79.6 kNm	58710 ft.lb
Max. lifting capacity	5700 kg/55.9 kN	12570 lb
Max. hydraulic outreach	11.8 m	38' 9"
Max. manual outreach	15.8 m	51' 10"
Slewing angle	400°	
Slewing torque	1.0 mt/9.8 kNm	7230 ft.lb
Stabiliser spread (std./max.)	3.2 m/ 5.6 m	10' 6"/ 18' 4"
Fitting space required (std.)	0.70 m	2' 4"
Width folded	2.32 m	
Max. operating pressure	330 bar	4785 psi
Recommended pump capacity	from 25 l/min	6.6 US gpm
	to 35 l/min	9.2 US gpm
Dead weight (std.)	1050 kg	2320 lb

PK 9.001 SLD 3 (NON-CE)

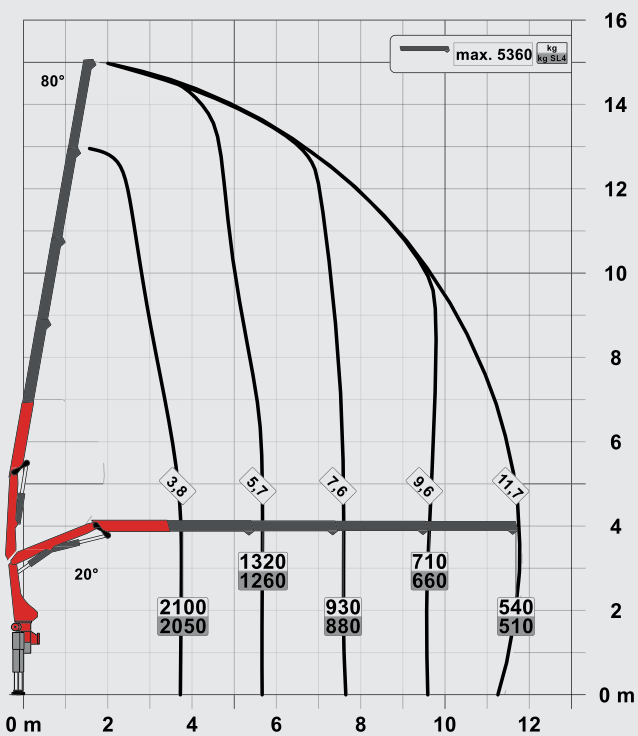
STD



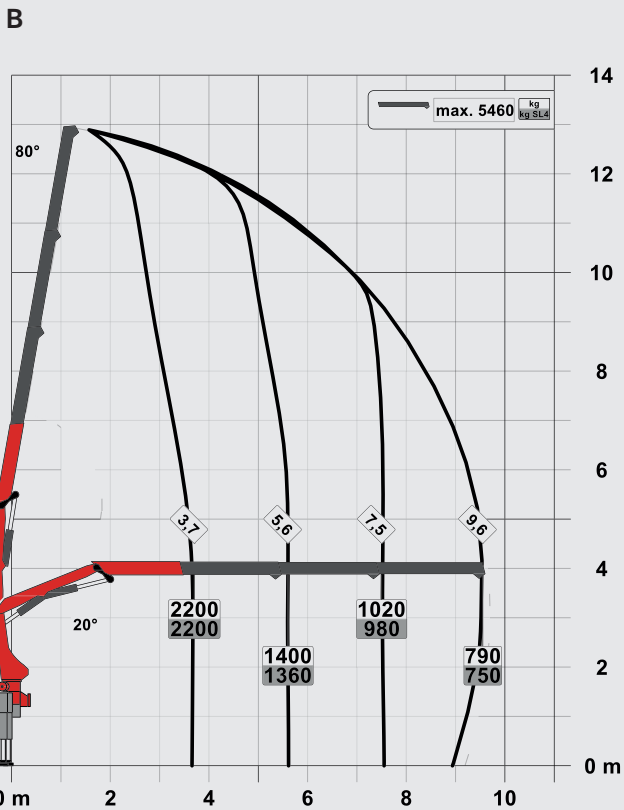
A



C



PERFECT DIMENSIONS



SLD 3 (NON-CE)

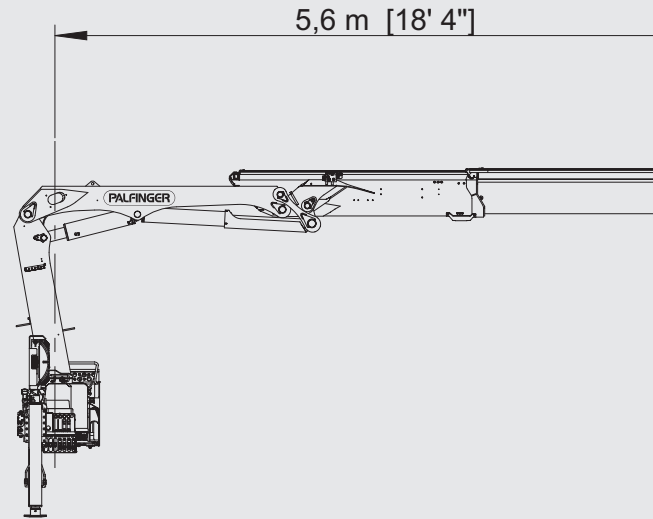
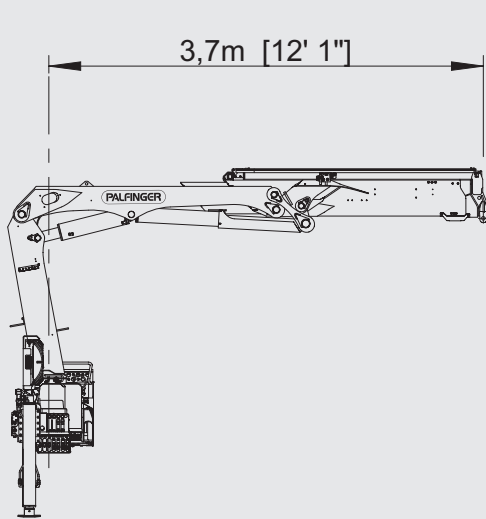
- Single Link
- M-HPLS
- Paltronic overload protection
- NON-CE model

TECHNICAL SPECIFICATIONS

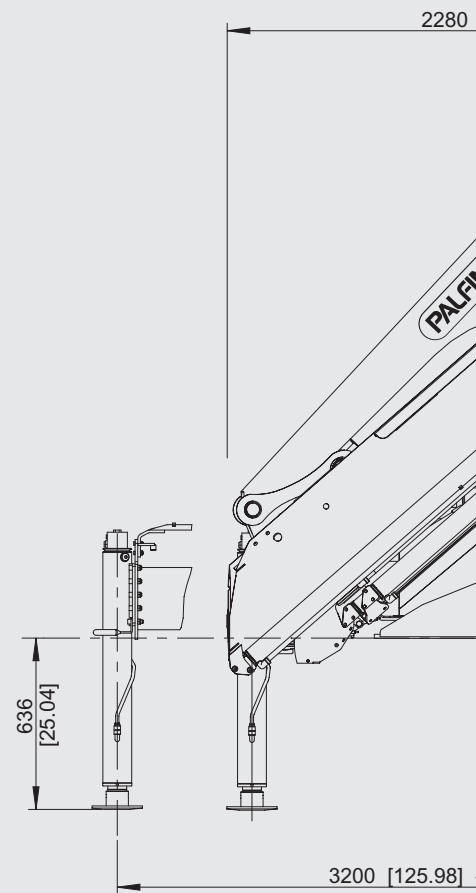
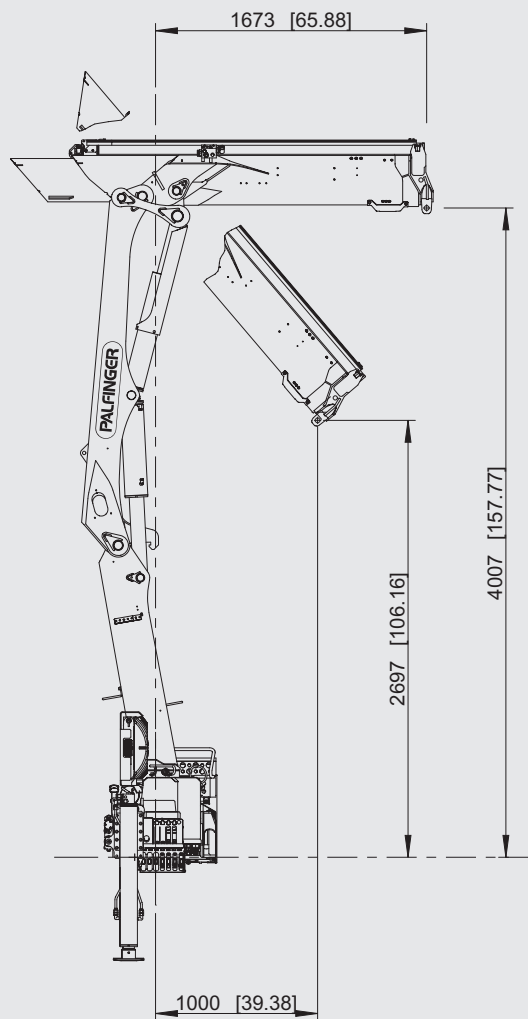
Classification	EN 12999 HC1 HD4/S2	
Max. lifting moment	8.7 mt/85.3 kNm	62910 ft.lb
Max. lifting capacity	5700 kg/55.9 kN	12570 lb
Max. hydraulic outreach	11.8 m	38' 9"
Max. manual outreach	15.8 m	51' 10"
Slewing angle	400°	
Slewing torque	1.0 mt/9.8 kNm	7230 ft.lb
Stabiliser spread (std./max.)	3.2 m/ 5.6 m	10' 6"/ 18' 4"
Fitting space required (std.)	0.70 m	2' 4"
Width folded	2.32 m	
Max. operating pressure	350 bar	5,075 psi
Recommended pump capacity	from 25 l/min	6.6 US gpm
	to 35 l/min	9.2 US gpm
Dead weight (std.)	1050 kg	2320 lb

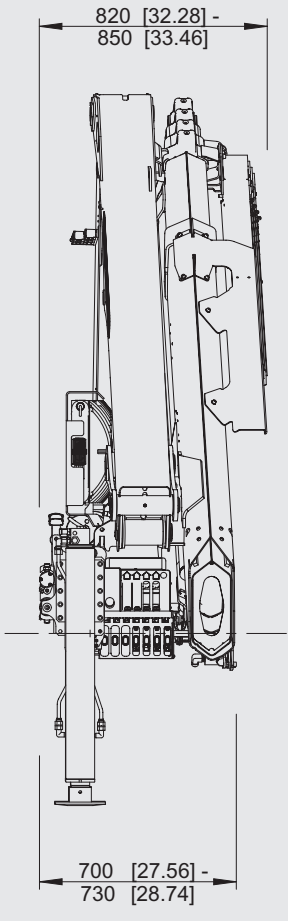
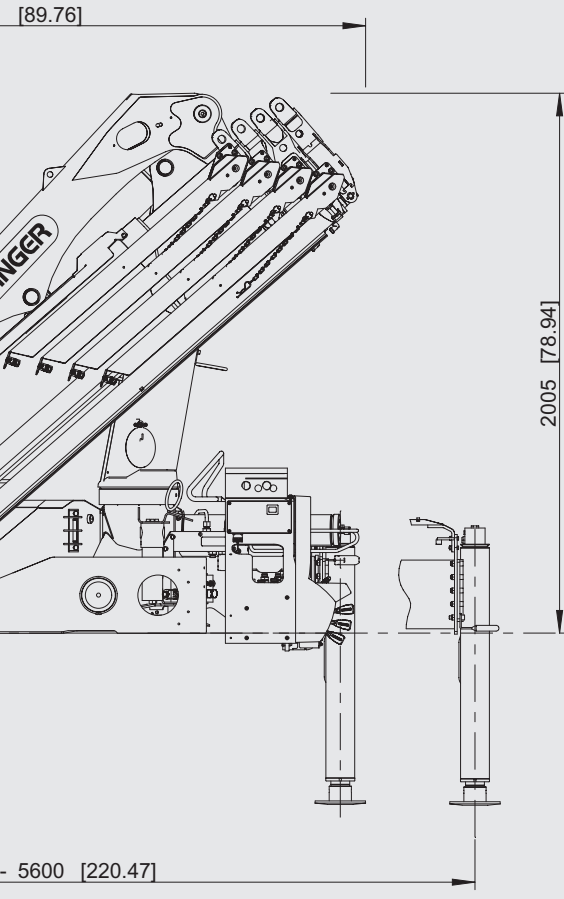
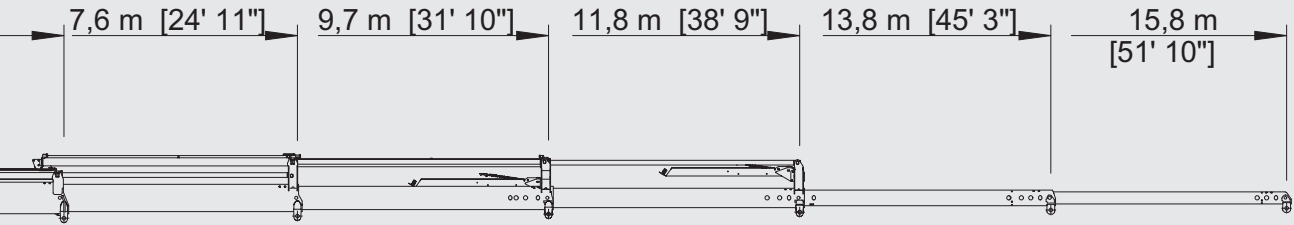
PERFECT DIMENSIONS

EXTENSION BOOM VARIATIONS



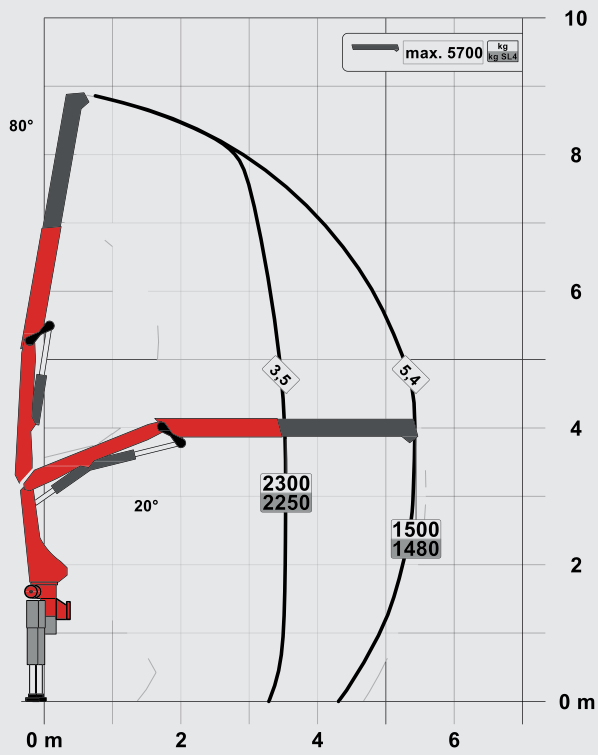
DIMENSIONS



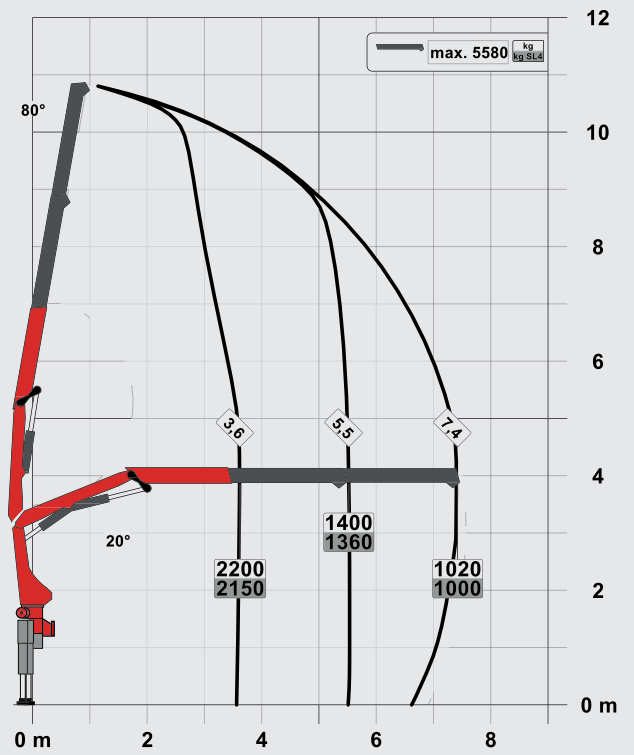


PK 8.501 SLD 3

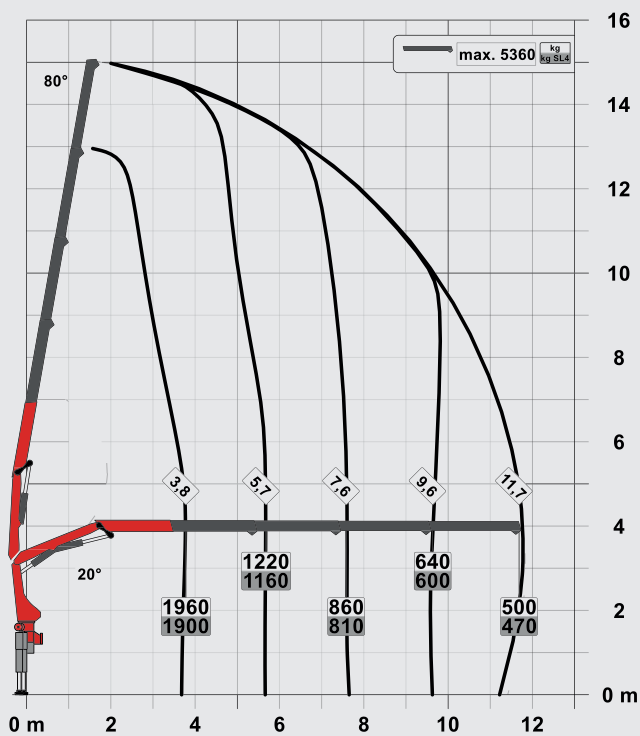
STD



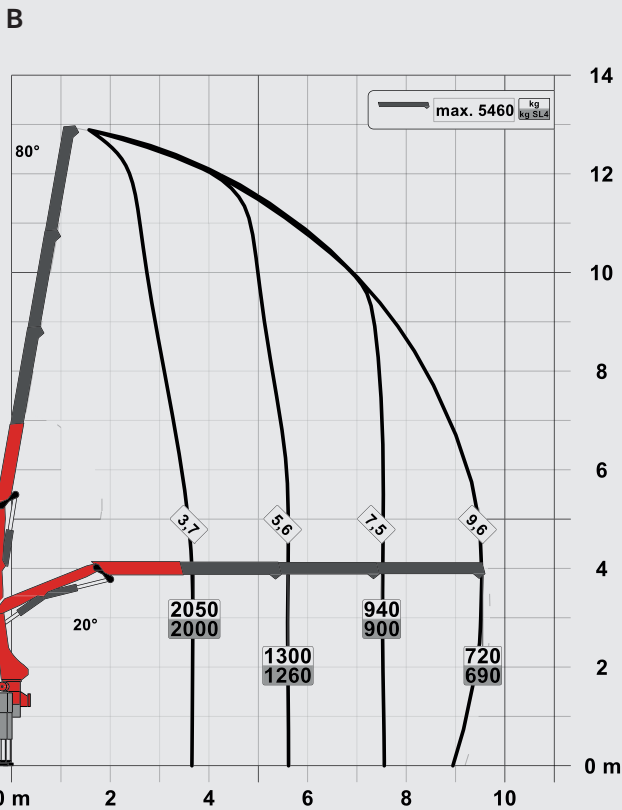
A



C



PERFECT DIMENSIONS



SLD 3

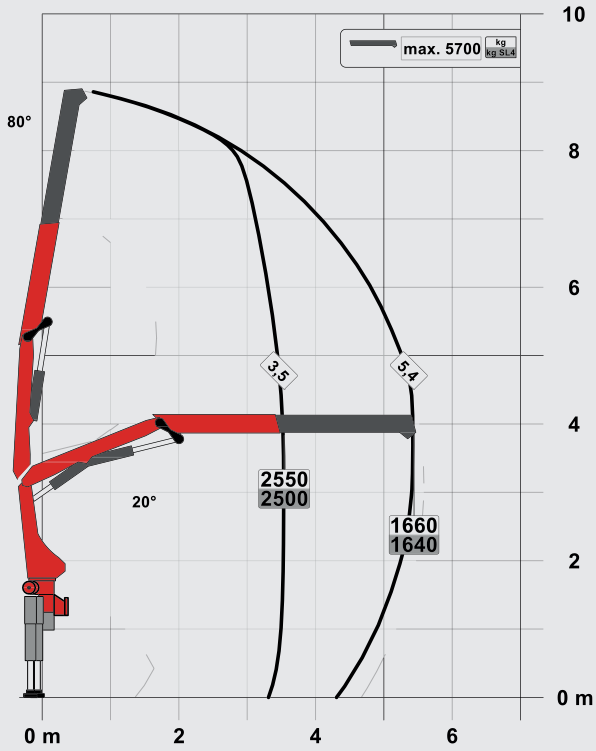
- Single Link
- Paltronic overload protection
- Optional:
 - Stability monitoring system ISC-S (standard for CE), HPSC-L, HPSC-E
 - High stand control
 - Radio remote control
 - Rope winch 1.5t on the knuckle boom
- NON-CE and CE model

TECHNICAL SPECIFICATIONS

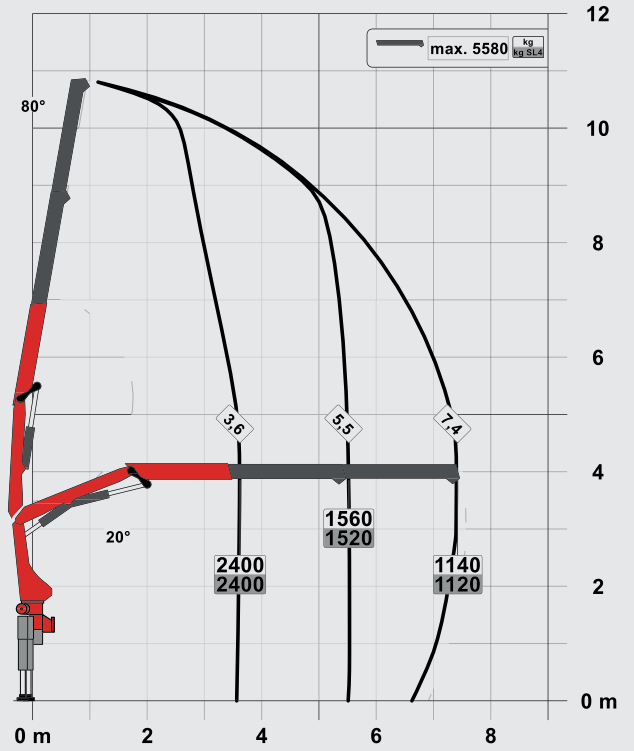
Classification	EN 12999 HC1 HD4/S2	
Max. lifting moment	8.1 mt / 79.6 kNm	58710 ft.lb
Max. lifting capacity	5700 kg / 55.9 kN	12570 lb
Max. hydraulic outreach	11.8 m	38' 9"
Max. manual outreach	15.8 m	51' 10"
Slewing angle	400°	
Slewing torque	1.0 mt / 9.8 kNm	7230 ft.lb
Stabiliser spread (std./max.)	3.2 m / 5.6 m	10' 6" / 18' 4"
Fitting space required (std.)	0.70 m	2' 4"
Width folded	2.32 m	7' 7"
Max. operating pressure	330 bar	4785 psi
Recommended pump capacity	from 25 l/min	6.6 US gpm
	to 35 l/min	9.2 US gpm
Dead weight (std.)	1050 kg	2320 lb

PK 9.501 SLD 5

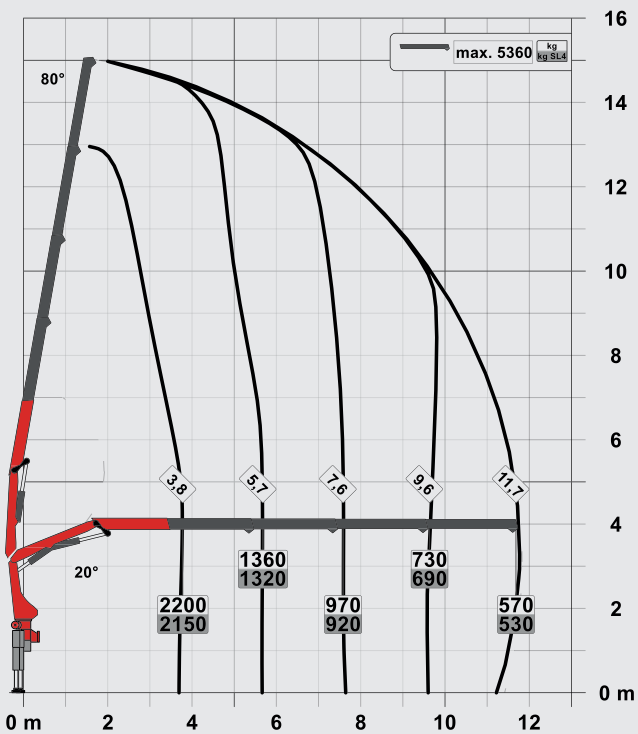
STD



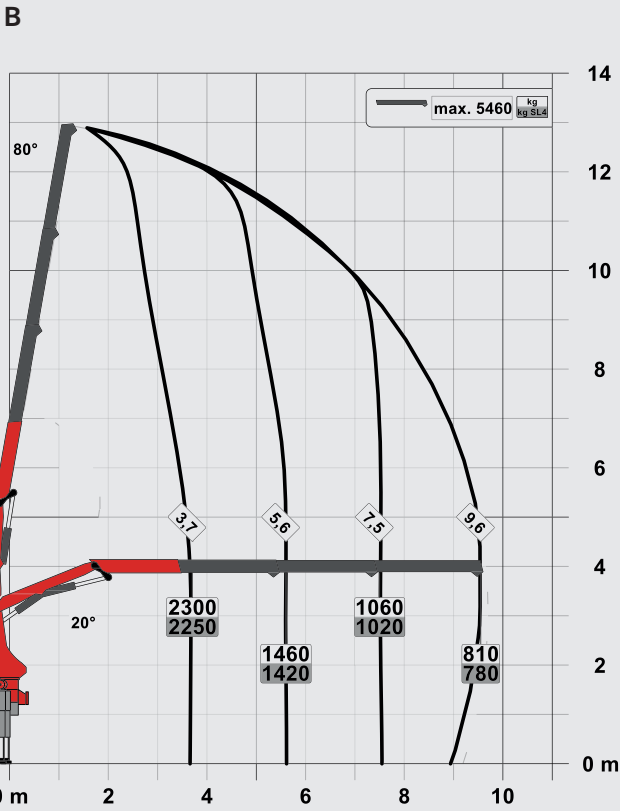
A



C



PERFECT DIMENSIONS



SLD 5

- Single Link
- Paltronic overload protection
- E-HPLS
- Load Sensing valve
- Radio remote control with LED display
- Optional:
 - Stability monitoring system ISC-S (standard for CE), HPSC-L, HPSC-E
 - Rope winch 1.5t on the knuckle boom
- NON-CE and CE model

TECHNICAL SPECIFICATIONS

Classification	EN 12999 HC1 HD4/S2	
Max. lifting moment	9.0 mt/88.2 kNm	65050 ft.lb
Max. lifting capacity	5700 kg/55.9 kN	12570 lb
Max. hydraulic outreach	11.8 m	38' 9"
Max. manual outreach	15.8 m	51' 10"
Slewing angle	400°	
Slewing torque	1.0 mt/9.8 kNm	7230 ft.lb
Stabiliser spread (std./max.)	3.2 m/ 5.6 m	10' 6"/ 18' 4"
Fitting space required (std.)	0.70 m	2' 4"
Width folded	2.32 m	7' 7"
Max. operating pressure	360 bar	5,220 psi
Recommended pump capacity	from 40 l/min	10.6 US gpm
	to 50 l/min	13.2 US gpm
Dead weight (std.)	1080 kg	2380 lb

LIFETIME EXCELLENCE

THE RESULT IS **PALFINGER ACCESS PLATFORMS** FEATURING THE MOST STATE-OF-THE-ART HEIGHT TECHNOLOGY THAT ACHIEVE ABSOLUTE PEAK PERFORMANCES, EVEN WHEN CONFRONTED WITH THE MOST DIFFICULT OF JOBS IN PRACTICE. **DEVELOPED FOR THE GLOBAL MARKET, DESIGNED FOR THE FUTURE.**

BETTER
SOLUTIONS

BETTER
EFFICIENCY

BETTER
ERGONOMICS

HIGHER VALUE
RETENTION



HIGHER
AVAILABILITY

HIGHER
SERVICEABILITY

BETTER
ECOLOGY

MORE
RELIABILITY

For further information please visit: www.palfinger.com/thebrand