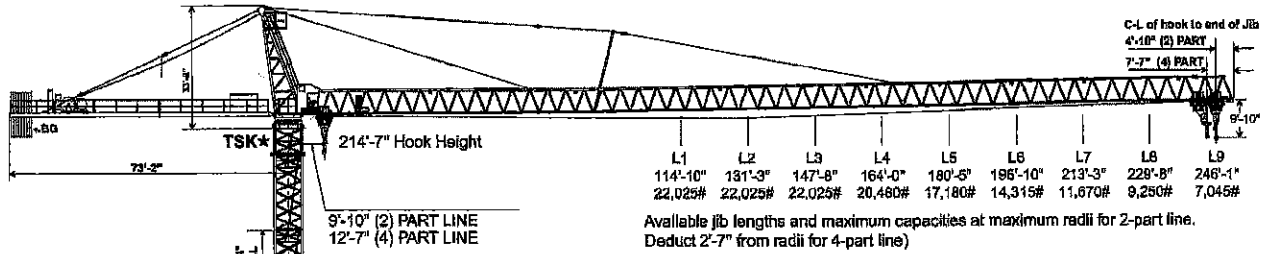




PEINER SK 415

Hammerhead Tower Crane
22,025 – 44,050 lbs. (10 – 20 t)
Lifting Capacity*

SPECIFICATIONS



HOOK HEIGHT TABLE

| ★Version "A" (Without TSK 212 Section) | | Version "A" (With TSK 212 Section) | | Cross and Rail Mount (Without TSK 212 Section) | |
|---|---------------------|---------------------------------------|---------------------|---|---------------------|
| TOWER TYPE | HOOK HEIGHT ft/m | TOWER TYPE | HOOK HEIGHT ft/m | TOWER TYPE | HOOK HEIGHT ft/m |
| TS212.1 | | TS 212.1 +TSK 212 | | TSV 212/ TS 212.1 | |
| 11 x TS 212.1 | 208'-0"/63.4m** | 11 x TS 212.1 | 214'-7"/65.4m** | 1 x TSV 212 | 218'-6"/66.6m** |
| 10 x TS 212.1 | 188'-8"/57.5m | 10 x TS 212.1 | 195'-3"/59.5m | 10 x TS 212.1 | |
| 9 x TS 212.1 | 169'-3"/51.6m | 9 x TS 212.1 | 175'-10"/53.6m | 1 x TSV 212 | 199'-2"/60.7m |
| 8 x TS 212.1 | 149'-11"/45.7m | 8 x TS 212.1 | 156'-6"/47.7m | 9 x TS 212.1 | |
| 7 x TS 212.1 | 130'-7"/39.8m | 7 x TS 212.1 | 137'-2"/41.8m | 1 x TSV 212 | 179'-9"/54.8m |
| 6 x TS 212.1 | 111'-3"/33.9m | 6 x TS 212.1 | 117'-10"/35.9m | 8 x TS 212.1 | |
| 5 x TS 212.1 | 91'-10"/28.0m | 5 x TS 212.1 | 98'-5"/30.0m | 1 x TSV 212 | 160'-5"/48.9m |
| 4 x TS 212.1 | 72'-6"/22.1m | 4 x TS 212.1 | 79'-1"/24.1m | 7 x TS 212.1 | |
| 3 x TS 212.1 | 53'-2"/16.2m | 3 x TS 212.1 | 59'-9"/18.2m | 1 x TSV 212 | 141'-1"/43.0m |
| 2 x TS 212.1 | 33'-10"/10.3m | 2 x TS 212.1 | 40'-5"/12.3m | 6 x TS 212.1 | |
| | | | | 1 x TSV 212 | 121'-9"/37.1m |
| | | | | 5 x TS 212.1 | |
| | | | | 1 x TSV 212 | 102'-4"/31.2m |
| | | | | 4 x TS 212.1 | |
| | | | | 1 x TSV 212 | 83'-0"/25.3m |
| | | | | 3 x TS 212.1 | |
| | | | | 1 x TSV 212 | 63'-8"/19.4m |
| | | | | 2 x TS 212.1 | |
| | | | | 1 x TSV 212 | 44'-3"/13.5m |
| | | | | 1 x TS 212.1 | |

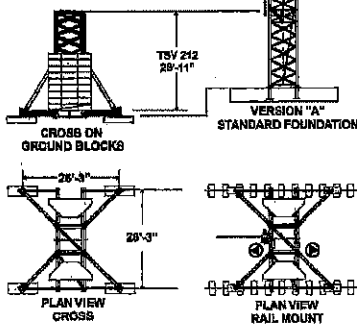
The above uses standard FF 212 anchor stools.

★ TSK 212 section MUST be installed for any top climbing applications.

**Lower climbing unit if utilized.

Tower configurations based on 95 mph wind speeds.

NOTE: ADD 6' 7" TO THE ABOVE HOOK HEIGHT IF TSK 212 SECTION IS UTILIZED.



*Optional hoist winches allow maximum capacities to be increased to 25,555 – 55,115 lbs. (12.5 – 25.0 t) lifting capacity. Contact factory for details.

Machines shown may have optional equipment.

simple, available and cost effective™



2-PART LINE WB 76-100/4F ~108 HP (76 kW) Hoist Winch

(pounds / feet)

(metric tons / meters)

| Hook Radius [ft.] | AVAILABLE JIB LENGTHS IN FEET | | | | | | | | |
|----------------------|-------------------------------|-------|-------|-------|-------|-------|-------|-------|-------|
| | L9 | L8 | L7 | L6 | L5 | L4 | L3 | L2 | L1 |
| 9.8 | 22025 | 22025 | 22025 | 22025 | 22025 | 22025 | 22025 | 22025 | 22025 |
| 101.7 | 22025 | 22025 | 22025 | 22025 | 22025 | 22025 | 22025 | 22025 | 22025 |
| 105.0 | 21880 | 22025 | 22025 | 22025 | 22025 | 22025 | 22025 | 22025 | 22025 |
| 108.2 | 21085 | 22025 | 22025 | 22025 | 22025 | 22025 | 22025 | 22025 | 22025 |
| 111.5 | 20340 | 22025 | 22025 | 22025 | 22025 | 22025 | 22025 | 22025 | 22025 |
| 114.8 | 19635 | 22025 | 22025 | 22025 | 22025 | 22025 | 22025 | 22025 | 22025 |
| 118.1 | 18975 | 21770 | 22025 | 22025 | 22025 | 22025 | 22025 | 22025 | 22025 |
| 121.4 | 18350 | 21065 | 22025 | 22025 | 22025 | 22025 | 22025 | 22025 | 22025 |
| 124.8 | 17755 | 20400 | 22025 | 22025 | 22025 | 22025 | 22025 | 22025 | 22025 |
| 127.9 | 17195 | 19770 | 22025 | 22025 | 22025 | 22025 | 22025 | 22025 | 22025 |
| 131.2 | 16660 | 19170 | 21480 | 22025 | 22025 | 22025 | 22025 | 22025 | 22025 |
| 134.5 | 16155 | 18600 | 20665 | 22025 | 22025 | 22025 | 22025 | 22025 | 22025 |
| 137.8 | 15670 | 18060 | 20260 | 22025 | 22025 | 22025 | 22025 | 22025 | 22025 |
| 141.0 | 15215 | 17545 | 19695 | 21575 | 22025 | 22025 | 22025 | 22025 | 22025 |
| 144.3 | 14775 | 17055 | 19150 | 20990 | 22025 | 22025 | 22025 | 22025 | 22025 |
| 147.6 | 14355 | 16585 | 18635 | 20430 | 21905 | 22025 | 22025 | 22025 | 22025 |
| 150.9 | 13955 | 16135 | 18140 | 19900 | 21335 | 22025 | 22025 | 22025 | 22025 |
| 154.2 | 13575 | 15705 | 17665 | 19385 | 20795 | 22025 | 22025 | 22025 | 22025 |
| 157.4 | 13210 | 15295 | 17215 | 18900 | 20275 | 21605 | 22025 | 22025 | 22025 |
| 160.7 | 12855 | 14900 | 16780 | 18430 | 19780 | 20985 | 22025 | 22025 | 22025 |
| 164.0 | 12520 | 14520 | 16365 | 17980 | 19300 | 20480 | 22025 | 22025 | 22025 |
| 167.3 | 12195 | 14160 | 15965 | 17545 | 18840 | 20000 | 22025 | 22025 | 22025 |
| 170.6 | 11885 | 13810 | 15580 | 17130 | 18400 | 19640 | 22025 | 22025 | 22025 |
| 173.8 | 11585 | 13475 | 15210 | 16735 | 17980 | 19280 | 22025 | 22025 | 22025 |
| 177.1 | 11300 | 13150 | 14855 | 16350 | 17570 | 18940 | 22025 | 22025 | 22025 |
| 180.4 | 11020 | 12840 | 14510 | 15980 | 17180 | 18620 | 22025 | 22025 | 22025 |
| 183.7 | 10755 | 12540 | 14180 | 15620 | 16800 | 18320 | 22025 | 22025 | 22025 |
| 187.0 | 10495 | 12250 | 13865 | 15275 | 16440 | 18000 | 22025 | 22025 | 22025 |
| 190.2 | 10250 | 11970 | 13555 | 14945 | 16100 | 17700 | 22025 | 22025 | 22025 |
| 193.5 | 10010 | 11700 | 13260 | 14625 | 15780 | 17420 | 22025 | 22025 | 22025 |
| 196.8 | 9775 | 11440 | 12970 | 14315 | 15480 | 17160 | 22025 | 22025 | 22025 |
| 200.1 | 9550 | 11190 | 12695 | 14030 | 15200 | 16920 | 22025 | 22025 | 22025 |
| 203.4 | 9335 | 10945 | 12425 | 13765 | 14940 | 16700 | 22025 | 22025 | 22025 |
| 206.6 | 9125 | 10710 | 12165 | 13520 | 14700 | 16500 | 22025 | 22025 | 22025 |
| 209.9 | 8920 | 10480 | 11915 | 13290 | 14480 | 16320 | 22025 | 22025 | 22025 |
| 213.2 | 8725 | 10260 | 11670 | 13080 | 14280 | 16160 | 22025 | 22025 | 22025 |
| 216.5 | 8535 | 10045 | 11480 | 12890 | 14100 | 16020 | 22025 | 22025 | 22025 |
| 219.8 | 8350 | 9835 | 11300 | 12720 | 13940 | 15880 | 22025 | 22025 | 22025 |
| 223.0 | 8170 | 9635 | 11130 | 12570 | 13800 | 15760 | 22025 | 22025 | 22025 |
| 226.3 | 7995 | 9440 | 10970 | 12440 | 13680 | 15660 | 22025 | 22025 | 22025 |
| 229.6 | 7825 | 9250 | 10820 | 12330 | 13580 | 15580 | 22025 | 22025 | 22025 |
| 229.6 | 7825 | 9250 | 10820 | 12330 | 13580 | 15580 | 22025 | 22025 | 22025 |
| 232.9 | 7660 | 9065 | 10680 | 12240 | 13500 | 15510 | 22025 | 22025 | 22025 |
| 236.2 | 7500 | 8890 | 10550 | 12160 | 13440 | 15460 | 22025 | 22025 | 22025 |
| 239.4 | 7345 | 8720 | 10430 | 12090 | 13400 | 15420 | 22025 | 22025 | 22025 |
| 242.7 | 7195 | 8560 | 10320 | 12030 | 13370 | 15390 | 22025 | 22025 | 22025 |
| 246.0 | 7045 | 8410 | 10220 | 11980 | 13350 | 15370 | 22025 | 22025 | 22025 |

| Hook Radius [m.] | AVAILABLE JIB LENGTHS IN METERS | | | | | | | | |
|---------------------|---------------------------------|-------------|-------------|-------------|-------------|-------------|-------------|-------------|-------------|
| | L9 (75m) | L8 (70m) | L7 (65m) | L6 (60m) | L5 (55m) | L4 (50m) | L3 (45m) | L2 (40m) | L1 (35m) |
| 3.00 | 10.00 | 10.00 | 10.00 | 10.00 | 10.00 | 10.00 | 10.00 | 10.00 | 10.00 |
| 31.00 | 10.00 | 10.00 | 10.00 | 10.00 | 10.00 | 10.00 | 10.00 | 10.00 | 10.00 |
| 32.00 | 9.93 | 10.00 | 10.00 | 10.00 | 10.00 | 10.00 | 10.00 | 10.00 | 10.00 |
| 33.00 | 9.57 | 10.00 | 10.00 | 10.00 | 10.00 | 10.00 | 10.00 | 10.00 | 10.00 |
| 34.00 | 9.23 | 10.00 | 10.00 | 10.00 | 10.00 | 10.00 | 10.00 | 10.00 | 10.00 |
| 35.00 | 8.92 | 10.00 | 10.00 | 10.00 | 10.00 | 10.00 | 10.00 | 10.00 | 10.00 |
| 36.00 | 8.62 | 9.88 | 10.00 | 10.00 | 10.00 | 10.00 | 10.00 | 10.00 | 10.00 |
| 37.00 | 8.33 | 9.57 | 10.00 | 10.00 | 10.00 | 10.00 | 10.00 | 10.00 | 10.00 |
| 38.00 | 8.06 | 9.26 | 10.00 | 10.00 | 10.00 | 10.00 | 10.00 | 10.00 | 10.00 |
| 39.00 | 7.81 | 8.98 | 10.00 | 10.00 | 10.00 | 10.00 | 10.00 | 10.00 | 10.00 |
| 40.00 | 7.56 | 8.70 | 9.75 | 10.00 | 10.00 | 10.00 | 10.00 | 10.00 | 10.00 |
| 41.00 | 7.34 | 8.45 | 9.47 | 10.00 | 10.00 | 10.00 | 10.00 | 10.00 | 10.00 |
| 42.00 | 7.12 | 8.20 | 9.20 | 10.00 | 10.00 | 10.00 | 10.00 | 10.00 | 10.00 |
| 43.00 | 6.91 | 7.97 | 8.94 | 9.80 | 10.00 | 10.00 | 10.00 | 10.00 | 10.00 |
| 44.00 | 6.71 | 7.74 | 8.70 | 9.53 | 10.00 | 10.00 | 10.00 | 10.00 | 10.00 |
| 45.00 | 6.52 | 7.53 | 8.46 | 9.28 | 9.94 | 10.00 | 10.00 | 10.00 | 10.00 |
| 46.00 | 6.34 | 7.33 | 8.24 | 9.03 | 9.69 | 10.00 | 10.00 | 10.00 | 10.00 |
| 47.00 | 6.16 | 7.13 | 8.02 | 8.80 | 9.44 | 10.00 | 10.00 | 10.00 | 10.00 |
| 48.00 | 6.00 | 6.94 | 7.82 | 8.58 | 9.21 | 9.77 | 10.00 | 10.00 | 10.00 |
| 49.00 | 5.84 | 6.77 | 7.62 | 8.37 | 8.98 | 9.53 | 10.00 | 10.00 | 10.00 |
| 50.00 | 5.69 | 6.59 | 7.43 | 8.16 | 8.76 | 9.30 | 10.00 | 10.00 | 10.00 |
| 51.00 | 5.54 | 6.43 | 7.25 | 7.97 | 8.56 | 9.08 | 10.00 | 10.00 | 10.00 |
| 52.00 | 5.40 | 6.27 | 7.07 | 7.78 | 8.36 | 8.88 | 10.00 | 10.00 | 10.00 |
| 53.00 | 5.26 | 6.12 | 6.91 | 7.60 | 8.16 | 8.68 | 10.00 | 10.00 | 10.00 |
| 54.00 | 5.13 | 5.97 | 6.74 | 7.42 | 7.98 | 8.48 | 10.00 | 10.00 | 10.00 |
| 55.00 | 5.01 | 5.83 | 6.59 | 7.26 | 7.80 | 8.28 | 10.00 | 10.00 | 10.00 |
| 56.00 | 4.88 | 5.69 | 6.44 | 7.09 | 7.62 | 8.08 | 10.00 | 10.00 | 10.00 |
| 57.00 | 4.77 | 5.56 | 6.29 | 6.94 | 7.46 | 7.88 | 10.00 | 10.00 | 10.00 |
| 58.00 | 4.65 | 5.44 | 6.16 | 6.79 | 7.30 | 7.68 | 10.00 | 10.00 | 10.00 |
| 59.00 | 4.55 | 5.31 | 6.02 | 6.64 | 7.14 | 7.52 | 10.00 | 10.00 | 10.00 |
| 60.00 | 4.44 | 5.20 | 5.89 | 6.50 | 7.00 | 7.38 | 10.00 | 10.00 | 10.00 |
| 61.00 | 4.34 | 5.08 | 5.76 | 6.37 | 6.86 | 7.24 | 10.00 | 10.00 | 10.00 |
| 62.00 | 4.24 | 4.97 | 5.64 | 6.24 | 6.72 | 7.10 | 10.00 | 10.00 | 10.00 |
| 63.00 | 4.14 | 4.86 | 5.52 | 6.11 | 6.58 | 6.96 | 10.00 | 10.00 | 10.00 |
| 64.00 | 4.05 | 4.76 | 5.41 | 5.99 | 6.45 | 6.82 | 10.00 | 10.00 | 10.00 |
| 65.00 | 3.96 | 4.66 | 5.30 | 5.86 | 6.32 | 6.68 | 10.00 | 10.00 | 10.00 |
| 66.00 | 3.88 | 4.56 | 5.19 | 5.74 | 6.20 | 6.54 | 10.00 | 10.00 | 10.00 |
| 67.00 | 3.79 | 4.47 | 5.08 | 5.62 | 6.08 | 6.40 | 10.00 | 10.00 | 10.00 |
| 68.00 | 3.71 | 4.38 | 4.97 | 5.51 | 5.96 | 6.26 | 10.00 | 10.00 | 10.00 |
| 69.00 | 3.63 | 4.29 | 4.86 | 5.40 | 5.84 | 6.12 | 10.00 | 10.00 | 10.00 |
| 70.00 | 3.55 | 4.20 | 4.75 | 5.29 | 5.72 | 6.00 | 10.00 | 10.00 | 10.00 |
| 70.00 | 3.55 | 4.20 | 4.75 | 5.29 | 5.72 | 6.00 | 10.00 | 10.00 | 10.00 |
| 71.00 | 3.48 | 4.11 | 4.64 | 5.18 | 5.60 | 5.88 | 10.00 | 10.00 | 10.00 |
| 72.00 | 3.41 | 4.02 | 4.53 | 5.07 | 5.48 | 5.76 | 10.00 | 10.00 | 10.00 |
| 73.00 | 3.34 | 3.93 | 4.42 | 4.96 | 5.36 | 5.64 | 10.00 | 10.00 | 10.00 |
| 74.00 | 3.27 | 3.84 | 4.31 | 4.85 | 5.24 | 5.52 | 10.00 | 10.00 | 10.00 |
| 75.00 | 3.20 | 3.75 | 4.20 | 4.74 | 5.12 | 5.40 | 10.00 | 10.00 | 10.00 |

| | | | | | | | | | |
|-----|-------|-------|-------|-------|-------|-------|-------|-------|-------|
| "A" | 7045 | 9250 | 11670 | 14315 | 17180 | 20480 | 22025 | 22025 | 22025 |
| "B" | 246 | 229.6 | 213.2 | 196.8 | 180.4 | 164 | 147.6 | 131.2 | 114.8 |
| "C" | 103.6 | 116.8 | 128.5 | 139.1 | 147.6 | 155.1 | 147.6 | 131.2 | 114.8 |

| | | | | | | | | | |
|-----|------|------|------|------|------|------|----|----|----|
| "A" | 3.2 | 4.2 | 5.3 | 6.5 | 7.8 | 9.3 | 10 | 10 | 10 |
| "B" | 75 | 70 | 65 | 60 | 55 | 50 | 45 | 40 | 35 |
| "C" | 31.6 | 35.6 | 39.2 | 42.4 | 45.0 | 47.3 | 45 | 40 | 35 |

"A"= Load at maximum radius (pounds)
 "B"= Maximum radius (feet)
 "C"= Radius with maximum load (feet)

"A"= Load at maximum radius (metric tons)
 "B"= Maximum radius (meters)
 "C"= Radius with maximum load (meters)

Machines shown may have optional equipment.

simple. available and cost effective™

4-PART LINE WB 76-100/4F ~108 HP (76 kW) Hoist Winch
(pounds / feet)

(metric tons / meters)

| Hook Radius [ft] | AVAILABLE JIB LENGTHS IN FEET | | | | | | | | |
|---------------------|-------------------------------|-------|-------|-------|-------|-------|-------|-------|-------|
| | L9 | L8 | L7 | L6 | L5 | L4 | L3 | L2 | L1 |
| [ft] | 242.7 | 226.3 | 209.9 | 193.5 | 177.1 | 160.7 | 144.3 | 127.9 | 111.5 |
| 13.1 | 44050 | 44050 | 44050 | 44050 | 44050 | 44050 | 44050 | 44050 | 44050 |
| 55.8 | 44050 | 44050 | 44050 | 44050 | 44050 | 44050 | 44050 | 44050 | 44050 |
| 59.0 | 42605 | 44050 | 44050 | 44050 | 44050 | 44050 | 44050 | 44050 | 44050 |
| 62.3 | 39880 | 44050 | 44050 | 44050 | 44050 | 44050 | 44050 | 44050 | 44050 |
| 65.6 | 37450 | 42380 | 44050 | 44050 | 44050 | 44050 | 44050 | 44050 | 44050 |
| 68.9 | 35280 | 39925 | 44050 | 44050 | 44050 | 44050 | 44050 | 44050 | 44050 |
| 72.2 | 33285 | 37720 | 41775 | 44050 | 44050 | 44050 | 44050 | 44050 | 44050 |
| 75.4 | 31490 | 35725 | 39590 | 42945 | 44050 | 44050 | 44050 | 44050 | 44050 |
| 78.7 | 29850 | 33900 | 37600 | 40805 | 44050 | 44050 | 44050 | 44050 | 44050 |
| 82.0 | 28360 | 32235 | 35780 | 38850 | 41315 | 44050 | 44050 | 44050 | 44050 |
| 85.3 | 27000 | 30725 | 34130 | 37080 | 39445 | 41515 | 42650 | 44050 | 44050 |
| 88.6 | 25750 | 29335 | 32605 | 35440 | 37715 | 39710 | 40800 | 41510 | 41740 |
| 91.8 | 24590 | 28040 | 31195 | 33925 | 36115 | 38035 | 39085 | 39770 | 39990 |
| 95.1 | 23515 | 26840 | 29880 | 32515 | 34630 | 36480 | 37495 | 38155 | 38365 |
| 98.4 | 22510 | 25725 | 28660 | 31205 | 33245 | 35030 | 36015 | 36650 | 36855 |
| 101.7 | 21570 | 24680 | 27520 | 29980 | 31955 | 33680 | 34630 | 35245 | 35440 |
| 105.0 | 20695 | 23705 | 26540 | 28935 | 30745 | 32415 | 33330 | 33930 | 34120 |
| 108.2 | 19875 | 22785 | 25540 | 27755 | 29510 | 31230 | 32115 | 32695 | 32890 |
| 111.5 | 19100 | 21925 | 24510 | 26745 | 28540 | 30115 | 30975 | 31535 | 31715 |
| 114.8 | 18370 | 21115 | 23625 | 25795 | 27540 | 29065 | 29900 | 30445 | |
| 118.1 | 17685 | 20350 | 22785 | 24900 | 26590 | 28075 | 28885 | 29415 | |
| 121.4 | 17035 | 19630 | 22000 | 24050 | 25695 | 27135 | 27930 | 28440 | |
| 124.6 | 16425 | 18945 | 21250 | 23250 | 24850 | 26250 | 27020 | 27520 | |
| 127.9 | 15840 | 18300 | 20545 | 22490 | 24050 | 25415 | 26160 | 26650 | |
| 131.2 | 15290 | 17685 | 19870 | 21765 | 23285 | 24515 | 25345 | | |
| 134.5 | 14765 | 17100 | 19235 | 21080 | 22585 | 23860 | 24575 | | |
| 137.8 | 14270 | 16545 | 18625 | 20430 | 21875 | 23140 | 23835 | | |
| 141.0 | 13795 | 16015 | 18045 | 19810 | 21220 | 22455 | 23135 | | |
| 144.3 | 13340 | 15510 | 17495 | 19215 | 20595 | 21800 | 22465 | | |
| 147.6 | 12905 | 15030 | 16970 | 18650 | 20000 | 21190 | | | |
| 150.9 | 12495 | 14570 | 16465 | 18110 | 19425 | 20580 | | | |
| 154.2 | 12100 | 14130 | 15985 | 17590 | 18880 | 20010 | | | |
| 157.4 | 11720 | 13705 | 15525 | 17095 | 18360 | 19465 | | | |
| 160.7 | 11355 | 13305 | 15080 | 16620 | 17860 | 18940 | | | |
| 164.0 | 11010 | 12915 | 14655 | 16165 | 17380 | | | | |
| 167.3 | 10675 | 12540 | 14250 | 15730 | 16915 | | | | |
| 170.6 | 10350 | 12185 | 13860 | 15310 | 16475 | | | | |
| 173.8 | 10045 | 11840 | 13480 | 14905 | 16045 | | | | |
| 177.1 | 9745 | 11510 | 13120 | 14515 | 15635 | | | | |
| 180.4 | 9460 | 11190 | 12770 | 14140 | | | | | |
| 183.7 | 9185 | 10885 | 12435 | 13780 | | | | | |
| 187.0 | 8915 | 10585 | 12110 | 13435 | | | | | |
| 190.2 | 8660 | 10300 | 11800 | 13095 | | | | | |
| 193.5 | 8410 | 10025 | 11495 | 12775 | | | | | |
| 196.8 | 8170 | 9755 | 11205 | | | | | | |
| 200.1 | 7940 | 9500 | 10920 | | | | | | |
| 203.4 | 7715 | 9250 | 10650 | | | | | | |
| 206.6 | 7500 | 9010 | 10385 | | | | | | |
| 209.9 | 7290 | 8775 | 10130 | | | | | | |
| 213.2 | 7085 | 8545 | | | | | | | |
| 216.5 | 6890 | 8325 | | | | | | | |
| 219.8 | 6695 | 8115 | | | | | | | |
| 223.0 | 6510 | 7905 | | | | | | | |
| 226.3 | 6330 | 7705 | | | | | | | |
| 229.6 | 6155 | | | | | | | | |
| 232.9 | 5985 | | | | | | | | |
| 236.2 | 5820 | | | | | | | | |
| 239.4 | 5660 | | | | | | | | |
| 242.7 | 5505 | | | | | | | | |

| Hook Radius [m] | AVAILABLE JIB LENGTHS IN METERS | | | | | | | | |
|--------------------|---------------------------------|-------|-------|-------|-------|-------|-------|-------|-------|
| | L9 | L8 | L7 | L6 | L5 | L4 | L3 | L2 | L1 |
| [m] | 74(m) | 69(m) | 64(m) | 59(m) | 54(m) | 49(m) | 44(m) | 39(m) | 34(m) |
| 4.00 | 20.00 | 20.00 | 20.00 | 20.00 | 20.00 | 20.00 | 20.00 | 20.00 | 20.00 |
| 17.00 | 20.00 | 20.00 | 20.00 | 20.00 | 20.00 | 20.00 | 20.00 | 20.00 | 20.00 |
| 18.00 | 19.34 | 20.00 | 20.00 | 20.00 | 20.00 | 20.00 | 20.00 | 20.00 | 20.00 |
| 19.00 | 18.11 | 20.00 | 20.00 | 20.00 | 20.00 | 20.00 | 20.00 | 20.00 | 20.00 |
| 20.00 | 17.00 | 19.23 | 20.00 | 20.00 | 20.00 | 20.00 | 20.00 | 20.00 | 20.00 |
| 21.00 | 16.01 | 18.13 | 20.00 | 20.00 | 20.00 | 20.00 | 20.00 | 20.00 | 20.00 |
| 22.00 | 15.11 | 17.13 | 18.97 | 20.00 | 20.00 | 20.00 | 20.00 | 20.00 | 20.00 |
| 23.00 | 14.30 | 16.22 | 17.98 | 18.50 | 20.00 | 20.00 | 20.00 | 20.00 | 20.00 |
| 24.00 | 13.55 | 15.39 | 17.07 | 18.53 | 20.00 | 20.00 | 20.00 | 20.00 | 20.00 |
| 25.00 | 12.88 | 14.64 | 16.25 | 17.64 | 18.78 | 20.00 | 20.00 | 20.00 | 20.00 |
| 26.00 | 12.26 | 13.95 | 15.50 | 16.84 | 17.91 | 18.85 | 19.36 | 20.00 | 20.00 |
| 27.00 | 11.69 | 13.32 | 14.80 | 16.09 | 17.12 | 18.03 | 18.52 | 18.85 | 18.95 |
| 28.00 | 11.17 | 12.73 | 14.16 | 15.40 | 16.40 | 17.27 | 17.75 | 18.06 | 18.16 |
| 29.00 | 10.68 | 12.19 | 13.57 | 14.78 | 15.72 | 16.56 | 17.02 | 17.32 | 17.42 |
| 30.00 | 10.22 | 11.69 | 13.01 | 14.17 | 15.09 | 15.91 | 16.35 | 16.64 | 16.73 |
| 31.00 | 9.79 | 11.21 | 12.49 | 13.61 | 14.51 | 15.29 | 15.72 | 16.00 | 16.09 |
| 32.00 | 9.40 | 10.76 | 12.01 | 13.09 | 13.96 | 14.72 | 15.13 | 15.40 | 15.49 |
| 33.00 | 9.02 | 10.35 | 11.56 | 12.60 | 13.44 | 14.18 | 14.58 | 14.84 | 14.93 |
| 34.00 | 8.67 | 9.96 | 11.13 | 12.14 | 12.96 | 13.67 | 14.06 | 14.32 | 14.40 |
| 35.00 | 8.34 | 9.59 | 10.73 | 11.71 | 12.50 | 13.20 | 13.58 | 13.82 | |
| 36.00 | 8.03 | 9.24 | 10.35 | 11.30 | 12.07 | 12.75 | 13.12 | 13.38 | |
| 37.00 | 7.74 | 8.91 | 9.99 | 10.92 | 11.67 | 12.32 | 12.68 | 12.91 | |
| 38.00 | 7.46 | 8.60 | 9.65 | 10.56 | 11.28 | 11.92 | 12.27 | 12.50 | |
| 39.00 | 7.19 | 8.31 | 9.33 | 10.21 | 10.92 | 11.54 | 11.88 | 12.10 | |
| 40.00 | 6.94 | 8.03 | 9.02 | 9.88 | 10.57 | 11.18 | 11.51 | 11.81 | |
| 41.00 | 6.71 | 7.76 | 8.73 | 9.57 | 10.24 | 10.83 | 11.16 | 11.46 | |
| 42.00 | 6.48 | 7.51 | 8.46 | 9.28 | 9.93 | 10.51 | 10.82 | 11.11 | |
| 43.00 | 6.26 | 7.27 | 8.19 | 8.99 | 9.63 | 10.20 | 10.50 | 10.75 | |
| 44.00 | 6.06 | 7.04 | 7.94 | 8.72 | 9.35 | 9.90 | 10.20 | 10.45 | |
| 45.00 | 5.86 | 6.82 | 7.71 | 8.47 | 9.08 | 9.62 | 10.00 | 10.25 | |
| 46.00 | 5.67 | 6.62 | 7.48 | 8.22 | 8.82 | 9.35 | 9.75 | 10.00 | |
| 47.00 | 5.49 | 6.42 | 7.26 | 7.99 | 8.57 | 9.09 | 9.50 | 9.75 | |
| 48.00 | 5.32 | 6.22 | 7.05 | 7.76 | 8.34 | 8.84 | 9.25 | 9.50 | |
| 49.00 | 5.16 | 6.04 | 6.85 | 7.55 | 8.11 | 8.60 | 9.00 | 9.25 | |
| 50.00 | 5.00 | 5.86 | 6.66 | 7.34 | 7.89 | 8.35 | 8.75 | 9.00 | |
| 51.00 | 4.85 | 5.70 | 6.47 | 7.14 | 7.69 | 8.15 | 8.55 | 8.75 | |
| 52.00 | 4.70 | 5.53 | 6.29 | 6.95 | 7.48 | 7.91 | 8.31 | 8.50 | |
| 53.00 | 4.58 | 5.38 | 6.12 | 6.77 | 7.29 | 7.71 | 8.11 | 8.30 | |
| 54.00 | 4.43 | 5.23 | 5.96 | 6.59 | 7.10 | 7.51 | 7.91 | 8.10 | |
| 55.00 | 4.30 | 5.08 | 5.80 | 6.42 | 6.91 | 7.31 | 7.71 | 7.90 | |
| 56.00 | 4.17 | 4.94 | 5.65 | 6.26 | 6.72 | 7.11 | 7.51 | 7.70 | |
| 57.00 | 4.05 | 4.81 | 5.50 | 6.10 | 6.53 | 6.91 | 7.31 | 7.50 | |
| 58.00 | 3.93 | 4.68 | 5.36 | 5.95 | 6.34 | 6.71 | 7.11 | 7.30 | |
| 59.00 | 3.82 | 4.55 | 5.22 | 5.80 | 6.15 | 6.51 | 6.91 | 7.10 | |
| 60.00 | 3.71 | 4.43 | 5.09 | 5.65 | 5.96 | 6.31 | 6.71 | 6.90 | |
| 61.00 | 3.61 | 4.31 | 4.96 | 5.50 | 5.77 | 6.11 | 6.51 | 6.70 | |
| 62.00 | 3.50 | 4.20 | 4.84 | 5.35 | 5.58 | 5.91 | 6.31 | 6.50 | |
| 63.00 | 3.41 | 4.09 | 4.72 | 5.20 | 5.39 | 5.71 | 6.11 | 6.30 | |
| 64.00 | 3.31 | 3.98 | 4.60 | 5.05 | 5.20 | 5.51 | 5.91 | 6.10 | |
| 65.00 | 3.22 | 3.88 | | 4.90 | 5.01 | 5.31 | 5.71 | 5.90 | |
| 66.00 | 3.13 | 3.78 | | 4.75 | 4.82 | 5.11 | 5.51 | 5.70 | |
| 67.00 | 3.04 | 3.68 | | 4.60 | 4.63 | 4.91 | 5.31 | 5.50 | |
| 68.00 | 2.96 | 3.59 | | 4.45 | 4.46 | 4.71 | 5.11 | 5.30 | |
| 69.00 | 2.88 | 3.50 | | 4.30 | 4.31 | 4.51 | 4.91 | 5.10 | |
| 70.00 | 2.80 | | | 4.15 | 4.16 | 4.31 | 4.71 | 4.90 | |
| 71.00 | 2.72 | | | 4.00 | 4.01 | 4.11 | 4.51 | 4.70 | |
| 72.00 | 2.64 | | | 3.85 | 3.86 | 3.91 | 4.31 | 4.50 | |
| 73.00 | 2.57 | | | 3.70 | 3.71 | 3.71 | 4.11 | 4.30 | |
| 74.00 | 2.50 | | | 3.55 | 3.56 | 3.56 | 3.91 | 4.10 | |

| | | | | | | | | | |
|-----|-------|-------|-------|-------|-------|-------|-------|-------|-------|
| "A" | 5505 | 7705 | 10130 | 12775 | 15635 | 18940 | 22465 | 26650 | 31715 |
| "B" | 242.7 | 226.3 | 209.9 | 193.5 | 177.1 | 160.7 | 144.3 | 127.9 | 111.5 |
| "C" | 57.7 | 63.6 | 69.5 | 74.5 | 78.7 | 82.3 | 84.0 | 85.3 | 85.9 |

| | | | | | | | | | |
|-----|------|------|------|------|-----|------|------|------|------|
| "A" | 2.5 | 3.5 | 4.6 | 5.8 | 7.1 | 8.6 | 10.2 | 12.1 | 14.4 |
| "B" | 74 | 69 | 64 | 59 | 54 | 49 | 44 | 39 | 34 |
| "C" | 17.6 | 19.4 | 21.2 | 22.7 | 24 | 25.1 | 25.6 | 26 | 26.1 |

| | | | | | | | |
|---|--|------------------------------|------------|--------------|------------|------------------------------------|-------------------|
| FU 8-200/4 | | 0 to 265 fpm / 0 to 80 m/min | | | | 1 x 14.2 HP / 1 x 10.5 kW | |
| SR 10-190/3 | | 0 to 100 fpm / 0 to 30m/min | | | | 4 x 11.9 HP / 4 x 8.8 kW | |
| KWB 120/4 | | 0 to 1 rpm | | | | L1 to L5 Jibs L6 to L9 Jibs | |
| STANDARD HOIST UNIT SR WB 76-100/4F (108 HP) | | | | | | Maximun hook heights ft./ m | |
| | | fpm m/min | lbs. kg | fpm m/min | lbs. kg | | |
| | | 440 | 5500 | 220 | 11000 | 820 ft (5 Layers) | 410 ft (5 Layers) |
| | | 134 | 2500 | 67 | 5000 | 250 m | 125 m |
| | | 275 | 9300 | 138 | 18600 | Total motor output approx. 195 HP | |
| | | 84 | 4200 | 42 | 8400 | Without SR 10-190/3 approx. 148 HP | |
| | | 177 | 14700 | 89 | 29400 | Connected Power 205 kVA | |
| | | 54 | 7100 | 27 | 14200 | | |
| | | 110 | 22000 | 55 | 44000 | | |
| | | 34 | 10000 | 17 | 20000 | | |

Recommended dedicated service: 440 - 480 VAC 3-Phase 250 amp service. Measured under nominal load at the turntable of the tower crane. Speeds and power calculated using 480VAC @ 60 Hertz.

| | | | | | | | |
|--|--|--------------|------------|--------------|------------|------------------------------------|-------------------|
| OPTIONAL HOIST UNIT SR WB 122-125/4F (167 HP) | | | | | | Maximun hook heights ft./ m | |
| | | fpm m/min | lbs. kg | fpm m/min | lbs. kg | | |
| | | 440 | 7700 | 220 | 15400 | 984 ft (8 Layers) | 492 ft (6 Layers) |
| | | 134 | 3500 | 67 | 7000 | 300 m | 150 m |
| | | 275 | 13200 | 138 | 26400 | Total motor output approx. 260 HP | |
| | | 84 | 6000 | 42 | 12000 | Without SR 10-190/3 approx. 212 HP | |
| | | 177 | 22000 | 89 | 44000 | Connected Power 290 kVA | |
| | | 54 | 10000 | 27 | 20000 | | |
| | | 110 | 27600 | 55 | 55200 | | |
| | | 34 | 12500 | 17 | 25000 | | |

Recommended dedicated service: 440 - 480 VAC 3-Phase 300 amp service. Measured under nominal load at the turntable of the tower crane. Speeds and power calculated using 480VAC @ 60 Hertz.

COUNTERWEIGHT (BG) FOR SR WB 76-100/4F OR SR WB 122-125/4F

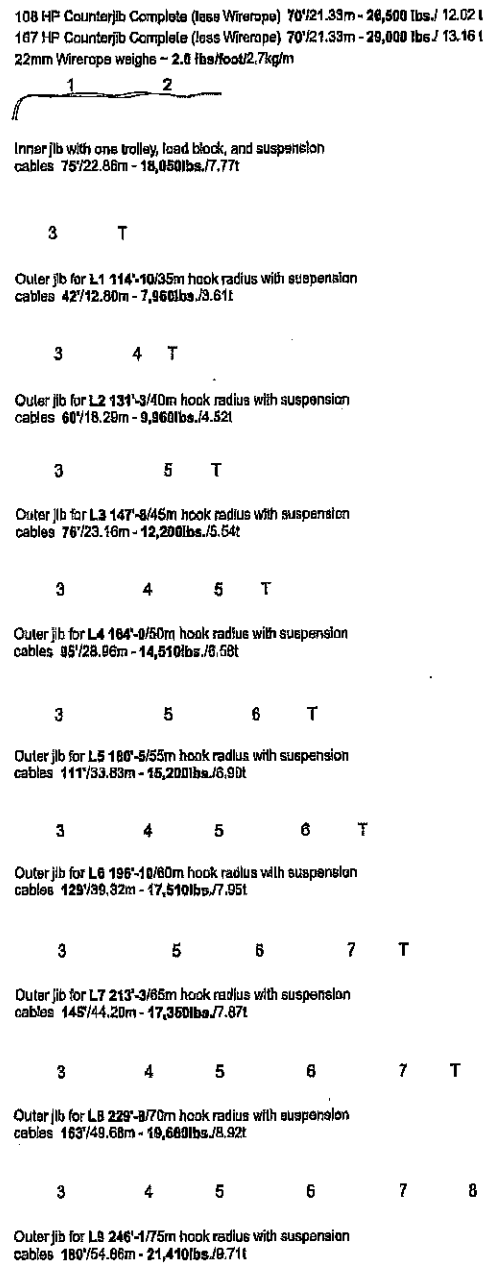
| JIB LENGTH | L1 | L2 | L3 | L4 | L5 | L6 | L7 | L8 | L9 |
|-------------|--------|--------|--------|--------|--------|--------|--------|--------|--------|
| Lbs. | 41010 | 41010 | 47845 | 47845 | 47845 | 54680 | 54680 | 54680 | 54680 |
| metric tons | 18.6 | 18.6 | 21.7 | 21.7 | 21.7 | 24.8 | 24.8 | 24.8 | 24.8 |
| Lbs. | 6x6835 | 6x6835 | 7x6835 | 7x6835 | 7x6835 | 8x6835 | 8x6835 | 8x6835 | 8x6835 |
| metric tons | 6x3.1 | 6x3.1 | 7x3.1 | 7x3.1 | 7x3.1 | 8x3.1 | 8x3.1 | 8x3.1 | 8x3.1 |

NOTE: Information contained in this specification sheet is of a general nature and Operators Manual should be consulted and adhered to.

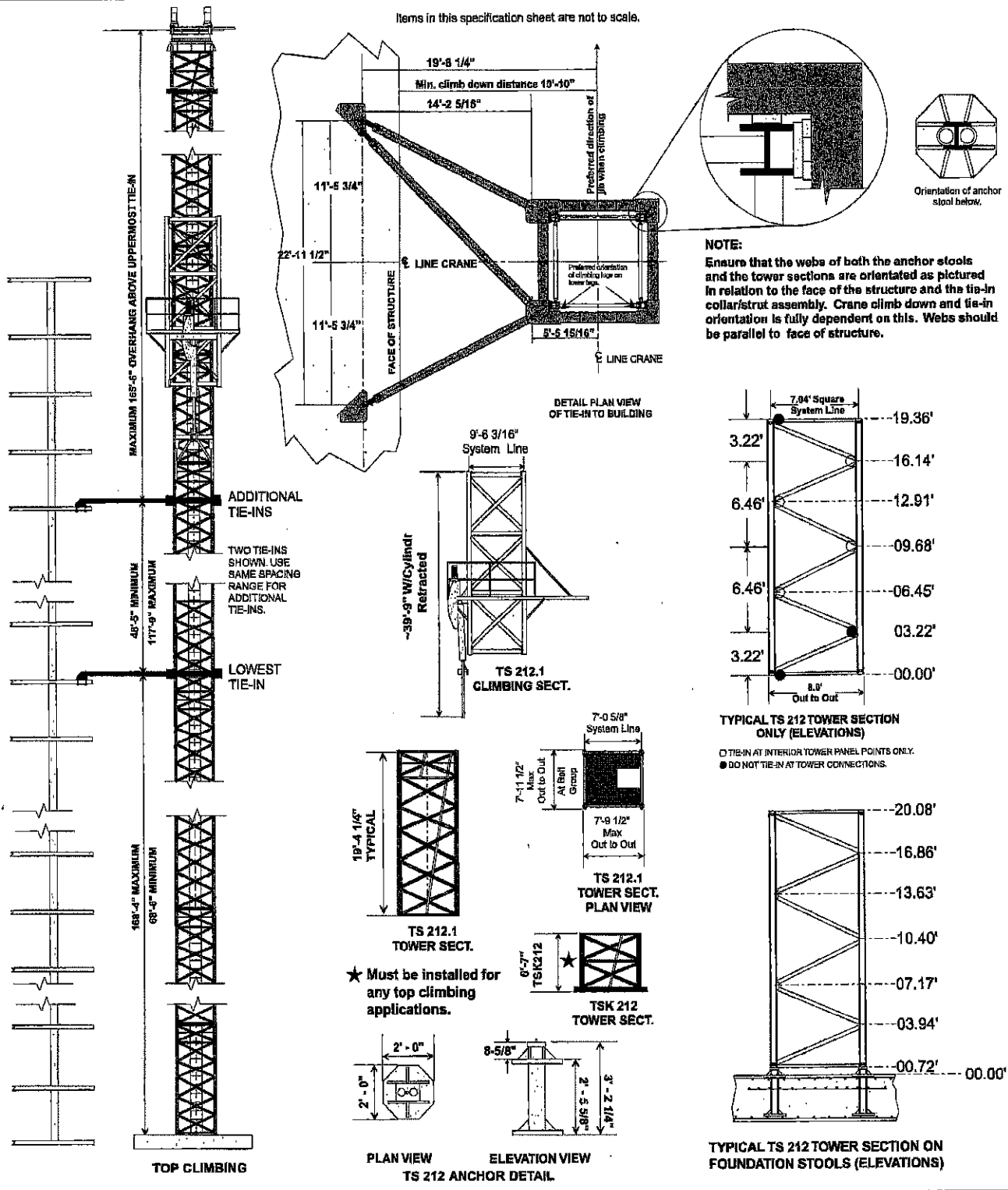
| Description | Illustration | Dimensions ft. / m. | | | Weight lbs./ tons (metric) | Assembled Components Information Length and weight in pounds and metric tons* |
|---|--------------|---------------------|-----------------|-----------------|----------------------------|--|
| | | L. | W. | H. | | |
| TS 212 and 212.1 Anchor Stools | | 3'-2" .855m | 2'-0" .609m | 2'-0" .609m | 850lbs. .385t | |
| TS 213 and 213.1 Anchor Stools | | 5'-5" 1.65m | 2'-2" .66m | 2'-2" .66 | 1400lbs. .493t | |
| UB21 Base Cross for TS212 & 212.1 Tower | | 34'-7" 10.54m | 8'-1" 2.76m | 2'-9" .838m | 17,100lbs. 7.76t | |
| TSV 212.1 Tower Section for UB21 cross | | 31'-2" 9.50m | 9'-10" 3.00m | 10'-0" 3.05m | 20,500lbs. 8.30t | |
| TS 213 and 213.1 Tower Section | | 19'-6" 5.94m | 8'-0" 2.44m | 8'-0" 2.44m | 9,950lbs. 4.52t | |
| TS 213 to TS212 Tower Transition Section | | 19'-6" 5.94 | 8'-0" 2.44m | 8'-0" 2.44m | 9,750lbs. 4.42t | |
| TS 212 and 212.1 Tower Section | | 19'-6" 5.94m | 8'-0" 2.44m | 8'-0" 2.44m | 9,300lbs. 4.22t | |
| TSK 212 Tower Section | | 8'-0" 2.44m | 9'-10" 3.00m | 8'-9" 2.03m | 6,175lbs. 2.80t | |
| TSK 212 Tie-in Cellar | | 12'-2" 3.70m | 10'-2" 3.10m | 1'-7" 0.48m | 3,200lbs. 1.45t | |
| TS 212 Top Climbing Section (w / Items Inside) | | 28'-3" 8.62m | 11'-8" 3.50m | 11'-8" 3.50m | 25,000lbs. 11.34t | |
| TS 213/212 Top Climbing Section (w / Items Inside) | | 28'-3" 8.62m | 11'-8" 3.50m | 11'-8" 3.50m | 25,850lbs. 11.36t | |
| Turntable only w / 3 swing motors | | 11'-4" 3.45m | 7'-8" 2.34m | 8'-7" 2.61m | 23,850lbs. 10.80t | |
| Turntable Top portion only w / 3 swing motors | | 11'-4" 3.45m | 7'-8" 2.34m | 4'-9" 1.45m | 9,350lbs. 4.25t | |
| Turntable Race Bearing only | | 7'-2" 2.18m | 7'-2" 2.19m | 8'-6" 0.15m | 3,250lbs. 1.40t | |
| Turntable Lower portion only DA 212 | | 9'-10" 3.00m | 7'-8" 2.34m | 1'-8" 0.50m | 11,250lbs. 4.90t | |
| Operator Cabin, Catwalk and Electric panel | | 8'-2" 2.50m | 6'-9" 2.06m | 8'-6" 2.60m | 3,750lbs. 1.73t | |
| Turntable Complete w/cabin and 3 swing motors | | 17'-2" 5.23m | 14'-2" 4.32m | 12'-4" 3.76m | 27,600lbs. 12.52t | |
| Towertop w / catwalk and ladder | | 27'-1" 8.28m | 6'-5" 2.00m | 6'-6" 2.00m | 9,600lbs. 4.36t | |
| 108 HP Machinery Deck w/o wire rope | | 9'-2" 2.80m | 8'-5" 2.57m | 5'-7" 1.70m | 7,500lbs. 3.40t | |
| 108 HP Machinery Deck w/ Rear portion of Counterjib | | 38'-1" 11.61 | 8'-2" 2.80m | 6'-7" 2.01m | 17,500lbs. 7.94t | |
| Front portion of Counterjib | | 31'-10" 9.70 | 6'-8" 2.03m | 5'-7" 1.70m | 6,610lbs. 2.30t | |
| 108 HP Counterjib complete less wire rope | | 69'-11" 21.31 | 9'-2" 2.80m | 6'-7" 2.01m | 26,500lbs. 12.02t | |
| Jib Section No. 1 w / Trolley machinery | | 38'-11" 11.86 | 6'-6" 2.00m | 7'-3" 2.20m | 6,650lbs. 3.01t | |
| Jib Section No. 2 | | 40'-6" 12.34 | 6'-6" 2.00m | 7'-9" 2.20m | 5,175lbs. 2.35t | |
| Outer Jib Support "A" Frame | | 21'-7" 6.58 | 5'-5" 1.65m | 4'-8" 1.42m | 650lbs. 0.30t | |
| Jib Section No. 3 | | 38'-10" 11.84 | 6'-6" 2.00m | 7'-7" 2.31m | 4,750lbs. 2.16t | |
| Jib Section No. 4 | | 18'-8" 5.69 | 6'-6" 2.00m | 6'-3" 1.91m | 2,000lbs. 0.91t | |
| Jib Section No. 5 | | 35'-0" 10.67 | 6'-6" 2.00m | 6'-11" 2.10m | 4,000lbs. 1.82t | |
| Jib Section No. 6 | | 35'-0" 10.60 | 6'-6" 2.00m | 6'-4" 1.93m | 3,000lbs. 1.35t | |
| Jib Section No. 7 | | 33'-5" 10.21 | 6'-6" 2.00m | 6'-3" 1.91m | 2,150lbs. 0.98t | |
| Jib Section No. 8 | | 17'-1" 5.69 | 6'-6" 2.00m | 6'-2" 1.88m | 1,750lbs. 0.80t | |
| Jib Tip Section | | 4'-8" 1.37 | 6'-8" 2.03m | 4'-6" 1.37 | 850lbs. 0.39t | |
| Single (outer) Trolley for 2-Part Line | | 7'-4" 2.24m | 5'-9" 1.79m | 6'-0" 1.83m | 1,750lbs. 0.80t | |
| Single Load Block for 2-Part Line | | 2'-9" 0.84 | 1'-0" 0.31m | 4'-6" 1.37m | 1,200lbs. 0.54t | |
| Double Trolley for 4-Part Line | | 14'-8" 4.47m | 5'-9" 1.73m | 6'-0" 1.83m | 3,400lbs. 1.55t | |
| Dual Load Block for 4-Part Line | | 5'-6" 1.68 | 1'-0" 0.31m | 4'-6" 1.37m | 2,400lbs. 1.09t | |
| BG Counterweight | | 14'-9" 4.47m | 0'-6" 0.15m | 5'-1" 1.55m | 6,800lbs. 3.09t | |

*Any printed weights should be confirmed in the field and adjustments made to lifting equipment if required. Do not scale any information within this specification sheet.

*The operators manual should be used for crane assembly/disassembly. Sizes and weights shown herein are for general illustration and are approximate in scope.



Items in this specification sheet are not to scale.



We reserve the right to amend these specifications at any time without notice. The only warranty applicable is our standard written warranty applicable to the particular product and sale. We make no other warranty, expressed or implied.

For more information, product demonstration, or details on lease and rental plans, please contact your local Terex Towers Distributor.

TEREX TOWERS

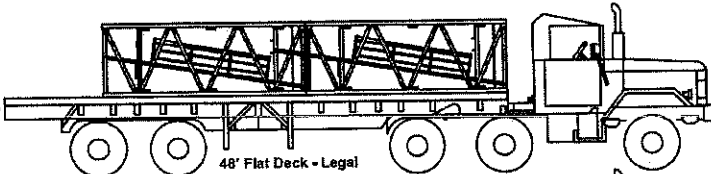

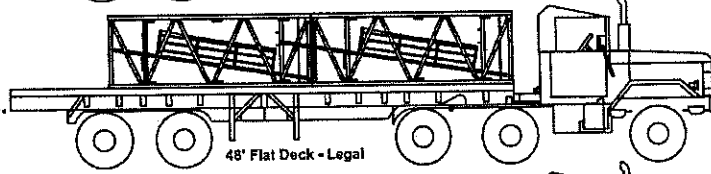
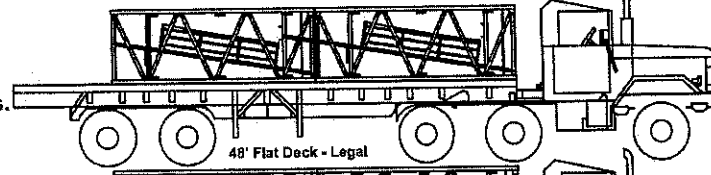

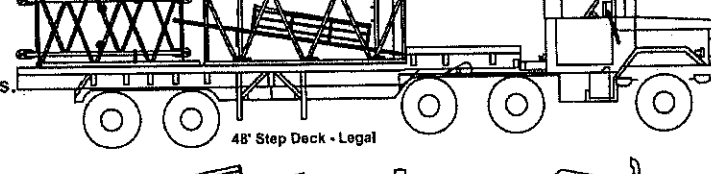
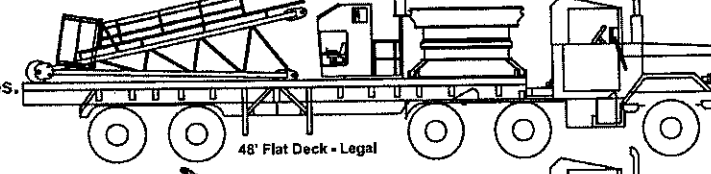
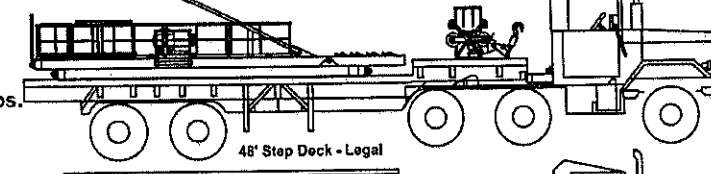
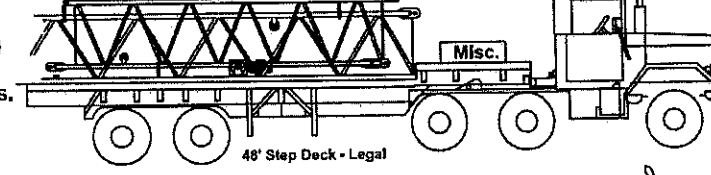
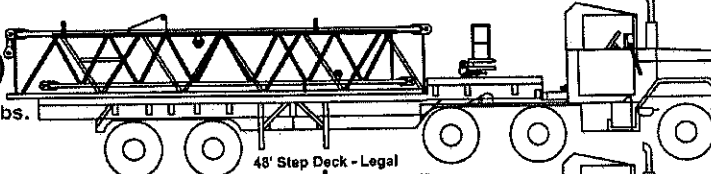
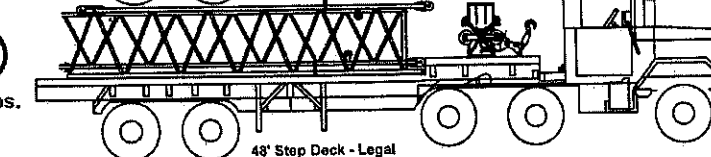
202 Raleigh Street
Wilmington, NC 28412 USA
(910) 395-8500 • FAX: (910) 395-8547
E-mail: wilmington@terexlifting.com



SK-415 (L9) Load Plan

August 1, 2007

*2ND CRANE
DEL - 8/13-14-07*

- ① 18,260 lbs.  2 xTS 212 Tower
- ② 18,260 lbs.  2 xTS 212 Tower
- ③ 18,260 lbs.  2 xTS 212 Tower
- ④ 18,260 lbs.  2 xTS 212 Tower
- ⑤ 18,260 lbs.  2 xTS 212 Tower
- ⑥ 14,880 lbs.  1 xTS 212 Tower
- Jib #4
- Jib #8
- Power Cable
- ⑦ 39,200 lbs.  1 xSlewing unit & tower top
- Required pendant bundles
- Cabin & Frame
- ⑧ 37,460 lbs.  1 xCounter Jib #2
1 xCounter Jib #1
- Rear Pendants
1 xInner Trolley & Hook
- ⑨ 9,800 lbs.  - Jib #1
- Jib #7 (inverted)
1 xMisc. Box
- ⑩ 11,425 lbs.  - Jib #2
- Jib #3 (Inverted)
- Jib Tip
- Queens Post
- ⑪ 9,950 lbs.  - Jib #5
- Jib #6 (Inverted)
1 xOuter Trolley & Hook