



TEREX®



TRUCK CRANE
汽车起重机
LT 1070/1

DATASHEET METRIC
数据表 (公制)

LT 1070/1



WORKS FOR YOU.™

Key · 关键词汇

.....	3
-------	---

Dimensions and Specifications · 技术参数

Crane Dimensions · 起重机外形尺寸	4
Specifications · 规格参数	5
Range Diagram · 起升高度	6



Load Charts · 起重量表

.....	7
-------	---

Technical Descriptions · 技术描述

Lifting Capacity · 起重量	9
Boom and Components · 主臂和零件	9
Jib · 副臂	9
Winch Performance · 起升机构工作速度	10
Crane Boom Function Speeds · 起重臂工作速度	10
Outrigger Function Speeds · 支腿工作速度	10
Outrigger Controls · 支腿操纵	10
Engine and Transmission · 发动机和变速箱	11
Hydraulics · 液压系统	12
Chassis and Components · 底盘及其部件	12
Driver Cab · 驾驶室	13
Operator Cab · 操纵室	13

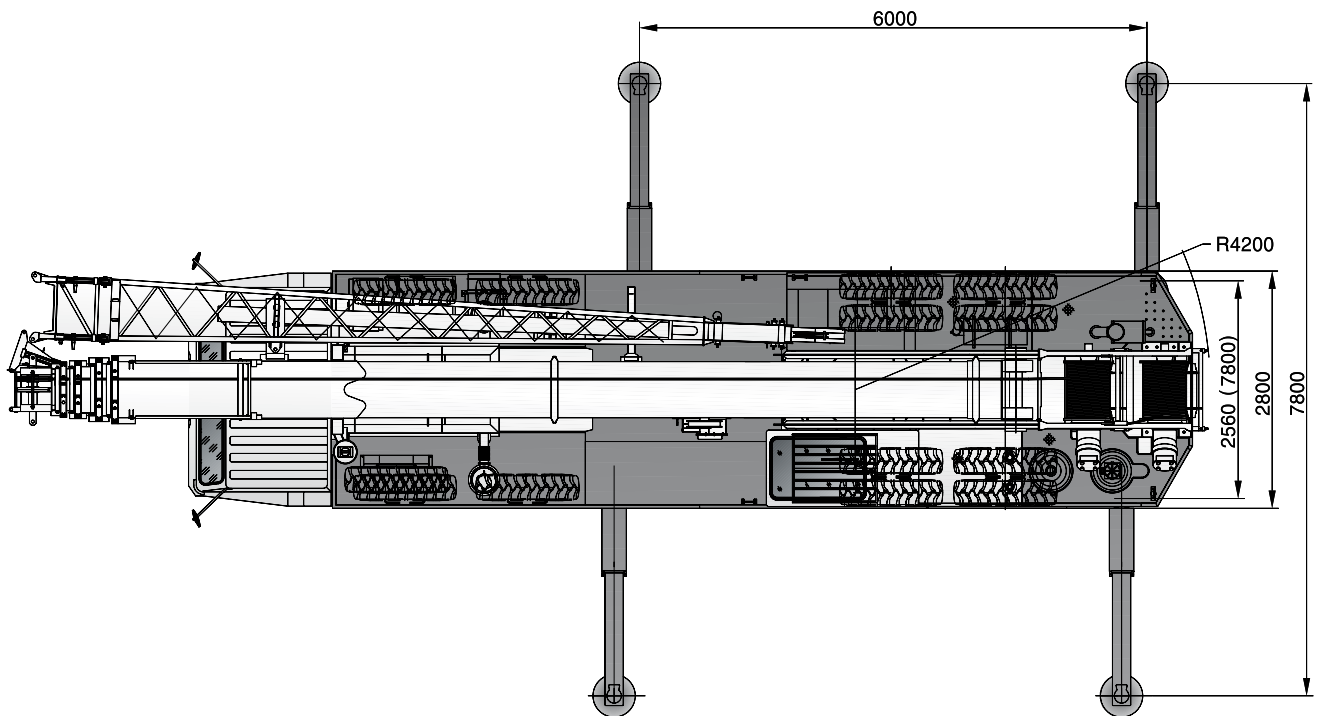
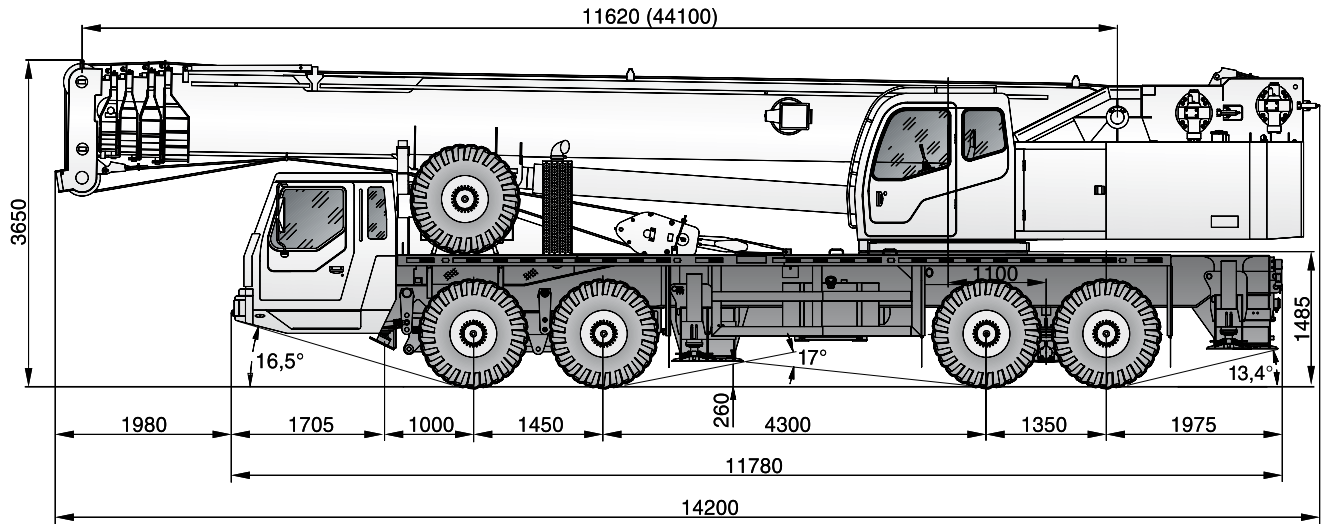


	Counterweight 配重		Main hoist 主起升机构
	Outrigger 支腿		Auxiliary hoist 副起升机构
	Radius 作业半径		Hoist speed 起升速度
	Main boom 主臂		Cab 驾驶室
	Boom length 吊臂长度		Engine 发动机
	Boom with extension 副臂		Steering 转向
	Boom angle 吊臂角度		Travel speed 行驶速度
	Tip height 臂尖高度		Hydraulics 液压装置
	Hook block 吊钩总成		Transmission 变速箱
	Slewing / Allowable swinging range 回转/回转范围		Load limiter / Load indicator 力矩限制器
	Working speeds 作业速度		Air conditioning / Cab heating 空调/取暖器
	Working temperature 作业温度		Gradeability - road 爬坡度 - 公路

CRANE DIMENSIONS

起重机外形尺寸

LT 1070/1



TEREX®



SPECIFICATIONS

规格参数

LT 1070/1

Crane Weights · 起重机总重量

Gross vehicle weight (GVW) · 车辆总重量 (GVW) 45,700 kg

Axle Loads · 桥负荷

Steering axles (axle 1 and 2) · 转向桥 (桥 1 和 2) 19,700 kg

Drive axles (axle 3 and 4) · 驱动桥 (桥 3 和 4) 26,000 kg

Ground Clearances · 通过性参数

Minimum ground clearance · 最小离地间隙 260 mm

Ramp angle · 纵向通过角 17°

Approach angle · 接近角 16.5°

Departure angle · 离去角 13.4°

Wheel Base · 轴距

Distance between axle 1 and 2 · 桥 1 和 2 之间的距离 1,450 mm

Distance between axle 2 and 3 · 桥 2 和 3 之间的距离 4,300 mm

Distance between axle 3 and 4 · 桥 3 和 4 之间的距离 1,350 mm

Wheel Track · 轮距

Axle 1 and 2 · 桥 1 和 2 2,280 mm

Axle 3 and 4 · 桥 3 和 4 2,060 mm

Outrigger Dimensions · 支腿跨距

Longitudinal span · 纵向跨距 6.0 m

Transverse span · 横向跨距 7.8 m

Outrigger Forces · 支腿反力

Maximum counterforce · 最大支反力 568.73 kN

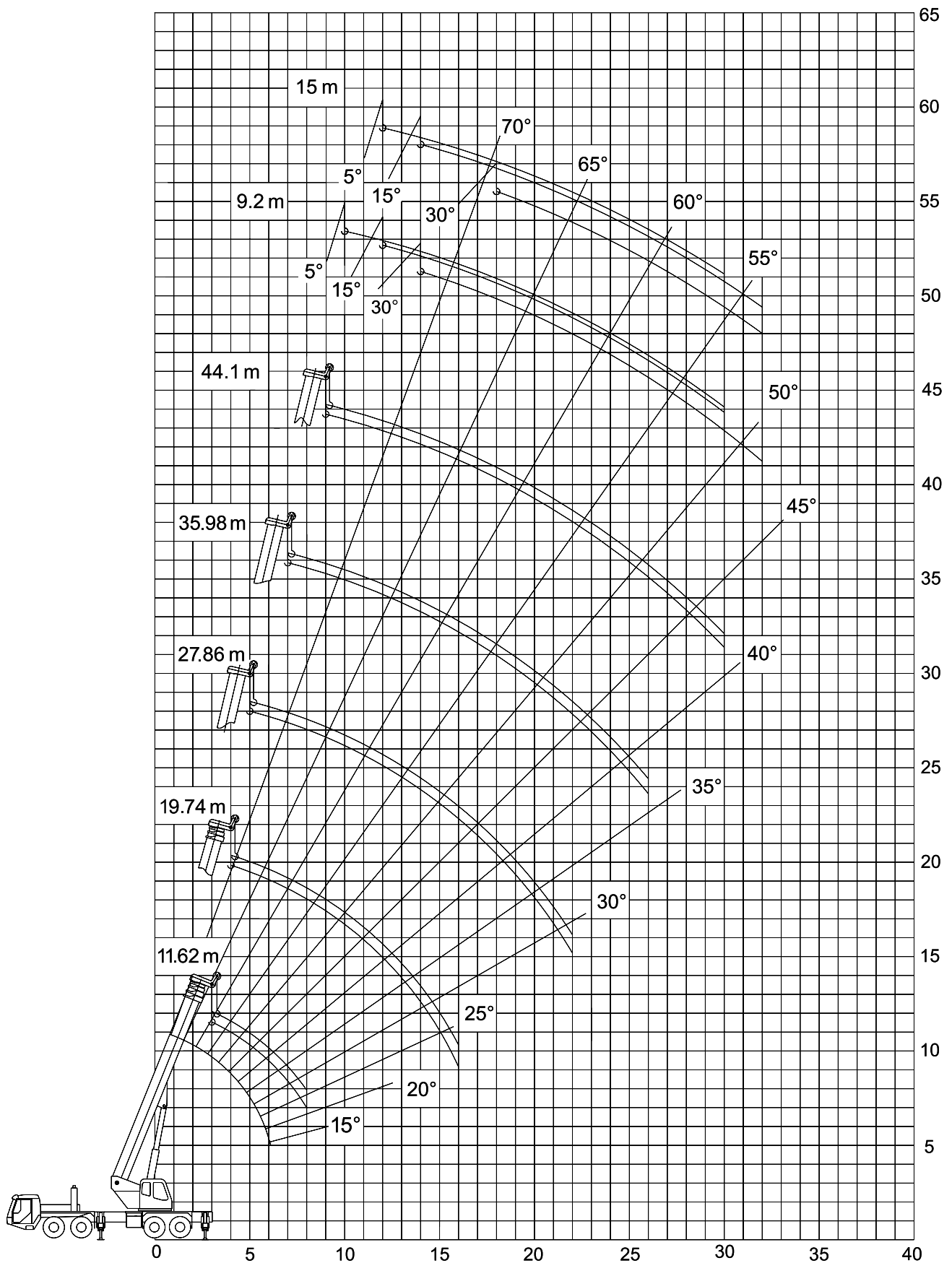
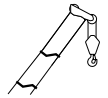
Overall Dimensions · 外形尺寸

(Length x Width x Height) · (长 x 宽 x 高) 14.20 m x 2.8 m x 3.65 m

RANGE DIAGRAM

起升高度

LT 1070/1








TEREX



LOAD CHARTS

起重量表

LT 1070/1

		Fully extended · 支腿全伸 (100%)					360°	
		11.62 m	19.74 m	27.86 m	35.98 m	44.10 m		
		kg					m	
								
m								m
3		70000	-	-	-	-		3
3.5		63000	-	-	-	-		3.5
4		56000	39000	-	-	-		4
5		48000	37000	24000	-	-		5
6		39000	34000	24000	-	-		6
7		30000	28700	23000	18000	-		7
8		23500	22500	21000	17000	-		8
9		-	18200	18500	15600	10000		9
10		-	14700	15300	14500	9800		10
12		-	10200	11000	11600	9000		12
14		-	7100	8200	9300	8000		14
15		-	5800	7100	8100	7700		15
16		-	5300	6000	7100	7000		16
18		-	-	4800	5600	5900		18
20		-	-	3800	4300	4800		20
22		-	-	2850	3300	3800		22
24		-	-	-	2600	3000		24
26		-	-	-	1900	2400		26
28		-	-	-	-	1900		28
30		-	-	-	-	1400		30
32		-	-	-	-	-		32
min		0°	0°	28°	30°	45°	min	
Parts of Line 倍率		12	7	6	4	3		Parts of Line 倍率

Notes · 说明

The values in table are rated lifting capacities of crane on solid ground and in a level state. The working radius in the table are actual radius after load lifting. The values above the bold line are based on crane strength, those below the bold line are based on crane stability. While lifting with boom length of 11.62 m each section must be fully retracted.

The tabulated load ratings includes weight of hooks, main hook is 550 kg and auxiliary hook is 100 kg. While the jib is in extension state the rated load capacity lifted by main boom must be reduced by 2300 kg.

When the main hook is at the head of main boom: lifting with jib, the lifting capacities of jib must be reduced by 550 kg; When working with head pulley, the rated lifting capacities at each section must be reduced by 550 kg, but max. lifting capacities is 4000 kg; Using main hook when auxiliary hook at the head of pulley of the boom tip, the rated lifting weight of each part of lifting boom should be reduced by 100 kg.

When the fifth outrigger is not in use, no lifting in front of 120° range. On the fifth outrigger, according to the tabulated rated lifting capacities in 360° range. If the boom length exceeds the specified values, comparing it's capacities with the next longer one's, the load to the lift will be with in the smaller one's. The bottom column in the table lists all min. boom angle of elevation in various boom length. Elevating the boom below the corresponding min. angle of elevation is strictly for bidden.

表中的数据为坚硬地面上水平状态下的额定起重量。表中的作业半径是负载起吊后的实际半径。

粗线上的数据基于起重机的强度，粗线下的数据基于起重机的稳定性。使用 11.62 m 长的起重臂起吊时，各节臂必须处于完全缩回状态。

表中的负载值包括了吊钩的种类，主钩是 550 kg，副钩是 100 kg。在副臂处于完全伸出状态时，主臂的起重量必须减去 2300 kg。

当主钩位于主臂头部时：使用副臂起吊时，副臂的起重量必须减去 550 kg；使用臂端单滑轮作业时，各部分的起重量必须减去 550 kg，但是最大起重量是 4000 kg；在副钩位于臂端单滑轮的情况下使用主钩时，起重臂各部分的额定起重量必须减少 100 kg。

当不使用第五个支腿时，在 120° 的范围前面不能起吊。在第五个支腿上，根据表中 360° 范围中的额定起重量进行确定。

如果臂长超过的规定的的数据，使用下一个较长的比较其起重量，起重的负荷将为较小的一个。

表中最下面一列列出了主臂各种臂长的仰角。严禁将起重臂变幅到所对应的最小仰角以下。

LOAD CHARTS

起重量表

LT 1070/1

Fully extended · 支腿全伸 (100%)				360°			
44.1 m + 9.2 m				44.1 m + 15 m			
	5°	15°	30°	5°	15°	30°	
m	kg			kg			m
10	4000	-	-	-	-	-	10
12	3200	2400	-	2400	-	-	12
14	2900	2200	2000	2300	1500	-	14
15	2700	2100	1900	2150	1450	-	15
16	2500	2000	1800	2000	1400	-	16
18	2200	1800	1700	1800	1300	1000	18
20	2000	1700	1600	1600	1200	1000	20
22	1800	1500	1400	1400	1100	900	22
24	1500	1400	1300	1200	1000	900	24
26	1200	1200	1100	1100	1000	850	26
28	900	1000	900	800	900	800	28
30	600	700	700	600	800	750	30
32	-	-	500	-	700	700	32
min	52°	54°	53°	55°	55°	58°	min
Parts of Line 倍率	1	1	1	1	1	1	Parts of Line 倍率

Notes · 说明

The values in table are rated lifting capacities of crane on solid ground and in a level state. The working radius in the table are actual radius after load lifting. The values above the bold line are based on crane strength, those below the bold line are based on crane stability. While lifting with boom length of 11.62 m each section must be fully retracted.

The tabulated load ratings includes weight of hooks, main hook is 550 kg and auxiliary hook is 100 kg. While the jib is in extension state the rated load capacity lifted by main boom must be reduced by 2300 kg.

When the main hook is at the head of main boom: lifting with jib, the lifting capacities of jib must be reduced by 550 kg; When working with head pulley, the rated lifting capacities at each section must be reduced by 550 kg, but max. lifting capacities is 4000 kg; Using main hook when auxiliary hook at the head of pulley of the boom tip, the rated lifting weight of each part of lifting boom should be reduced by 100 kg.

When the fifth outrigger is not in use, no lifting in front of 120° range. On the fifth outrigger, according to the tabulated rated lifting capacities in 360° range. If the boom length exceeds the specified values, comparing it's capacities with the next longer one's, the load to the lift will be with in the smaller one's. The bottom column in the table lists all min. boom angle of elevation in various boom length. Elevating the boom below the corresponding min. angle of elevation is strictly for bidden.

表中的数据为坚硬地面上水平状态下的额定起重量。表中的作业半径是负载起吊后的实际半径。

粗线上的数据基于起重机的强度，粗线下的数据基于起重机的稳定性。使用 11.62 m 长的起重臂起吊时，各节臂必须处于完全缩回状态。

表中的负载值包括了吊钩的种类，主钩是 550 kg，副钩是 100 kg。在副臂处于完全伸出状态时，主臂的起重量必须减去 2300 kg。

当主钩位于主臂头部时：使用副臂起吊时，副臂的起重量必须减去 550 kg；使用臂端单滑轮作业时，各部分的起重量必须减去 550 kg，但是最大起重量是 4000 kg；在副钩位于臂端单滑轮的情况下使用主钩时，起重臂各部分的额定起重量必须减少 100 kg。

当不使用第五个支腿时，在 120° 的范围前面不能起吊。在第五个支腿上，根据表中 360° 范围中的额定起重量进行确定。

如果臂长超过的规定的的数据，使用下一个较长的比较其起重量，起重的负荷将为较小的一个。


表中最下面一列列出了主臂各种臂长的仰角。严禁将起重臂变幅到所对应的最小仰角以下。

TECHNICAL DESCRIPTIONS




技术描述

LT 1070/1

Lifting Capacity · 起重量

	Maximum rated capacity for main hook 主钩额定起重量	70 t
	Maximum rated capacity for auxiliary hook 副钩额定起重量	4 t
	Maximum load moment 最大起重力矩	2354.4 kN.m





Boom and Components · 主臂和零件

	Profile 截面形状	"U"-Shape U 形
	Number of sections 节数	5
	Base boom length 基本臂长度	11.62 m
	Base boom maximum lift height 基本臂最大起升高度	11.54 m
	Base boom maximum working radius 基本臂最大作业半径	8 m
	Fully extended boom length 全伸臂长度	44.1 m
	Fully extended boom maximum lift height 全伸臂最大起升高度	43.78 m
	Fully extended boom maximum working radius 全伸臂最大作业半径	30 m

Jib · 副臂

	Fully extended boom and jib lengths 全伸臂和副臂的长度	44.1 m + 15 m
	Fully extended boom maximum lift height with jib 安装副臂最大起升高度	58.89 m
	Fully extended boom maximum working radius with jib 安装副臂最大作业半径	32 m
	Slewing speed 回转速度	2.0 rpm

Winch Performance · 起升机构工作速度

		Main hoist – 3rd layer – single rope speed 主卷扬 – 第三层 – 单绳速度	0-130 m/min
		Auxiliary hoist – 2nd layer – single rope speed 副卷扬 – 第二层 – 单绳速度	0-130 m/min



Crane Boom Function Speeds · 起重臂工作速度

	Elevation – up 起臂	52 sec
	Elevation – down 落臂	62 sec
	Full extension 全伸	105 sec
	Full retract 全缩	86 sec

Outrigger Function Speeds · 支腿工作速度

		Simultaneous full extension 同步伸出	75 sec
		Simultaneous full retract 同步收缩	45 sec

Outrigger Controls · 支腿操纵

	Dual outrigger controls – LH and RH side 支腿操纵 – 左侧和右侧	Dual control 两侧操纵
	Ambient working temperature 作业温度	-20 °C – +40 °C

Engine and Transmission · 发动机和变速箱


	Chassis Engine: 底盘发动机:	
	Weichai power 潍柴动力	WP 10.375
	Emission compliance 排放标准	National Exhaust Standard III 国家排放标准 III
	Number of cylinders 缸数	6
	Aspiration 进气	Turbocharged 涡轮增压
	Rated power 额定功率	276 kW @ 2200 rpm
	Maximum torque 最大扭矩	1460 Nm @ 1200 – 1600 rpm
	Estimated fuel consumption per 100 km 100 km 油耗	57 L
	Fuel type 燃油类型	Diesel 柴油
	Fuel tank capacity 燃油箱容积	350 L
Lowest start temperature 最低启动温度	-30 °C	
	Superstructure Engine: 上部设施发动机:	
	Engine model 发动机型号	6BTA 5.9 C180
	Rated power 额定功率	132 kW @ 2200 rpm
	Maximum torque output 最大输出力矩	750 Nm @ 1300 rpm
	Manual gearbox with ZF style air-boosted shifting ZF 气动助力式手动变速箱	Manual air-boosted shift 气动助力式手动变速

TECHNICAL DESCRIPTIONS

技术描述

LT 1070/1

Hydraulics · 液压装置

	Load sensing hydraulic system 负荷感应液压系统	Load sensing 负载感应
	Combined system with dual pump 带有双泵的组合系统	Double pump 双泵
	Hydraulic controls: 液压控制: Pilot actuated multi-axis joystick controls 先导控制多轴操纵杆控制	Pilot joystick 操纵杆

Chassis and Components · 底盘及其部件

	Axle drive system 桥驱动系统	8 x 4
	Fifth outrigger for 360° boom operation 360° 作业的第五支腿	Fifth outrigger 第五支腿
	Minimum turning radius 最小转弯半径	12 m
	Maximum gradeability 最大爬坡度	33 %
	Maximum traveling speed 最高行驶速度	75 km/h



TEREX®



Driver Cab · 驾驶室



Adjustable driver seat
可调式司机座椅

Adjustable steering wheel
可调式方向盘



Airconditioner and heater
空调和加热装置

Operator Cab · 操纵室



Adjustable seat
可调式座椅



Load moment limiter display
载荷力矩限制装置的显示



Airconditioner and heater
空调和加热装置

www.terexcranes.com

Effective Date: August 2010. Product specifications and prices are subject to change without notice or obligation. The photographs and/or drawings in this document are for illustrative purposes only. Refer to the appropriate Operator's Manual for instructions on the proper use of this equipment. Failure to follow the appropriate Operator's Manual when using our equipment or to otherwise act irresponsibly may result in serious injury or death. The only warranty applicable to our equipment is the standard written warranty applicable to the particular product and sale and Terex makes no other warranty, express or implied. Products and services listed may be trademarks, service marks or trade-names of Terex Corporation and/or its subsidiaries in the USA and other countries. All rights are reserved. Terex® is a registered trademark of Terex Corporation in the USA and many other countries. Copyright 2010 Terex Corporation.

生效日期：2010年8月。产品技术参数和价格如有更改，恕不另行通知。本文档中的图片和/或图纸仅作举例用途。有关正确使用本设备的说明，请参阅合适的操作手册。如果在使用本设备时，未按照操作手册正确操作，可导致严重的人身伤害或死亡。适用于我们设备的唯一保证是适用于特别产品和销售的标准书写保证，特雷克斯不做任何其他保证、表示或暗示。以上所列产品和服务为特雷克斯公司和/或其子公司在美国和其他国家/地区的商标、服务标记或厂商名称。保留所有版权。Terex® 为特雷克斯公司在美国和许多其他国家的注册商标。© 2010，特雷克斯公司版权所有。

Terex Cranes, Global Marketing, Dinglerstraße 24, 66482 Zweibrücken, Germany
Tel. +49 (0) 6332 830, Email: info.cranes@terex.com, www.terexcranes.com

特雷克斯起重机，全球销售，德国 Dinglerstraße 24, 66482 Zweibrücken
电话：+49 (0) 6332 830, Email: info.cranes@terex.com, www.terexcranes.com

Brochure Reference: TC-DS-M-E/C-LT1070/1 - 08.10
手册参考: TC-DS-M-E/C-LT1070/1 - 08.10



TEREX®



WORKS FOR YOU.™