




Telescoping Crawler Crane

LC785M-8B

- **Lifting Capacity : 4.9t x 2.1m**
- **Pick & Carry Duties : 2,000kg**
- **Minimal Tail Swing**
- **New Moment Limiter & 7 inch Multi Monitor**
- **Blade**
- **Optional Fly Jib : 20.3m Height**



Moment Limiter & Multi Monitor



Optimal Fly Jib



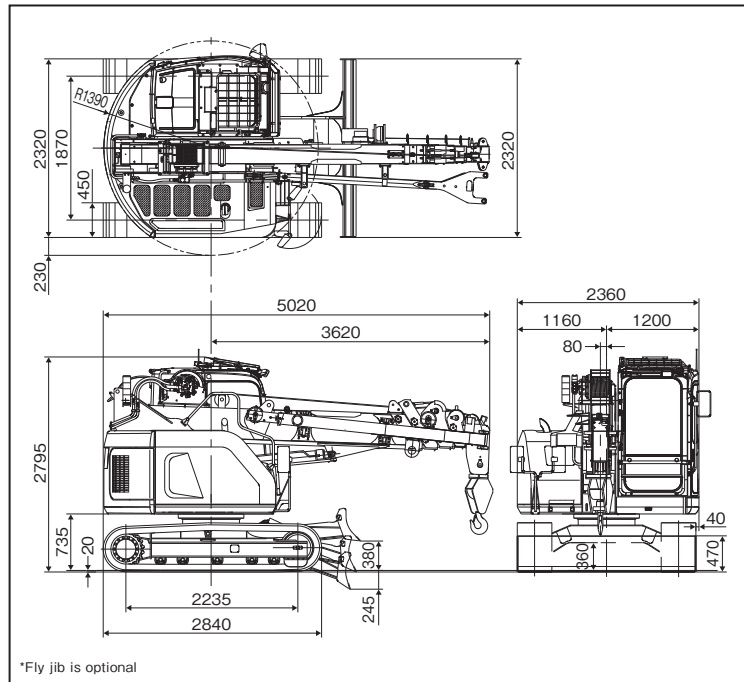
MAEDA

MAEDA Telescoping Crawler Crane LC785M-8B

Specifications

Model		LC785M-8B(F)
Crane capacity		4.9t × 2.1m
Max. working radius		14.52m × 0.20t
Max.lifting height (on the ground)		16.35m (20.3m with fly jib)
Max.lifting height (underground)		-25.6m (4falls)
Winch system	Hook speed	29.0m / min [43.0m / min] (4 layers, 4 falls)
	Hoist wire rope	IWRC 6 × FI (29) φ10 × 115m
Telescoping system	Type	Fully automatic 5-section pentagonal telescopic boom
	Boom length	4.63~15.63m
Boom telescoping stroke / time		11.0m / 25sec
Boom hoist system	Hoist angle / time	-2~80deg / 13.5sec
Swing system	swing angle / time	360deg / 27sec (2.2min ⁻¹)
Travel system	Drive method	Both-side independent steering control, Hydraulic piston motor with built-in automatic brake, planet reduction gears, sprocket, crawler
	Travel speed	2.5km/h (low), 4.5km/h (high)
	Gradability	20deg
	Crawler ground length × width	2,235 × 450mm
	Ground pressure	50.0kpa [0.51kgf/cm ²] (50.8 [0.52] with fly jib)
Engine	Model	KOMATSU SAA4D95LE-5
	Displacement	3.260L [3,260cc]
	Rated output	42.8kw/1,950min ⁻¹ [58PS/1,950rpm]
	Starting method	Electric starting
Fuel / Fuel tank capacity		Diesel / 140L
Pick & Carry capacity		2,000kg
Overall length × width × height		5,020 × 2,360 × 2,795mm
Machine weight		10,250kg (10,420kg with fly jib)
Blade width × height		2,320 × 470mm
Safety device	Overwind protection, Hydraulic safety valve, Wire rope latch, Level, Safety lock lever, Side mirrors, Machine body inclination alarm, EMO switch, Moment limiter, Working Status lamp, Blade interlock device	
Optional equipment	Rubber pads (Black/White), Single fall hook, Fly jib	

Dimensions



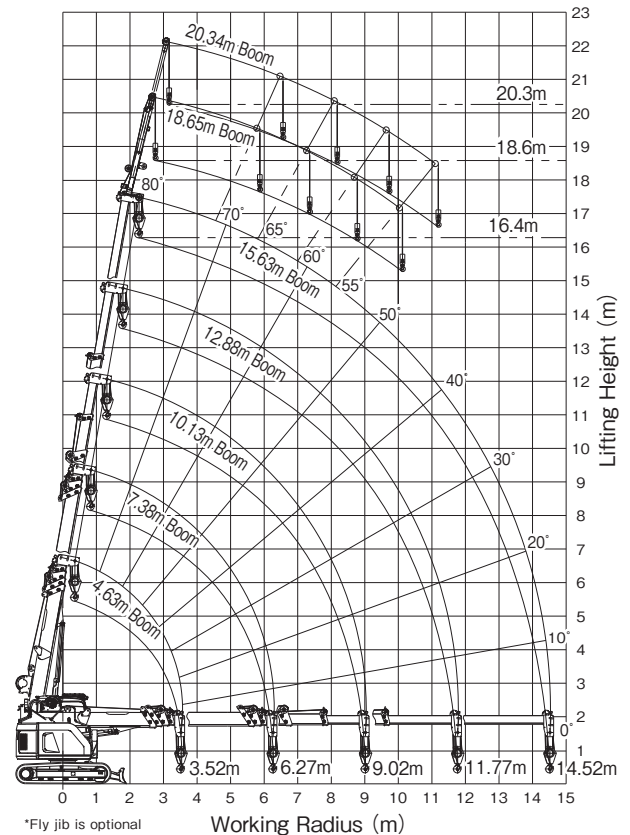
Rated Total Load Chart (4 falls)

unit:kg

Working radius (m)	4.63m Boom		7.38m Boom		10.13m Boom		12.88m Boom		15.63m Boom	
	Stationary	Pick & Carry	Stationary	Pick & Carry	Stationary	Pick & Carry	Stationary	Pick & Carry	Stationary	Pick & Carry
2.00	4900	2000	4900	2000	2600	1400	2000			
2.50	3800	2000	3760	2000	2600	1400	2000			
3.00	2900	1670	2980	1700	2310	1360	2000			
3.50	2290	1330	2420	1380	2010	1170	1890			
4.00			2000	1140	1750	1020	1650			
4.50			1670	960	1530	890	1450			
5.00			1400	810	1340	770	1280			
6.00			1000	590	1030	590	1010			
7.00					780	440	800			
8.00					580	320	630			
9.00					410	230	500			
10.00							390			
11.00							300			
12.00										
13.00										
14.00										
14.52										

* The Rated Total Load Chart is based on the actual working radius including boom deflection.
 * The weight of hook block (standard 4 fall-90kg) must be included as part of the load shown in the Rated Total Load Chart.
 * When using two fall or single fall hooks, use the appropriate four fall Rated Total Load Chart above but with a maximum load of : Two fall-2450kg, Single fall-1220kg.

Working Range



Fly jib Rated Total Load Chart (Optional)

unit:kg

Boom angle (deg)	Jib length	
	1 section : 3.0m	2 section : 4.7m
80	430	430
70	430	430
65	330	330
60	230	230
55	130	130
Less than 55	Prohibited area	

* The weight of hook block (single fall-20kg) must be included as part of the load shown in the Rated Total Load Chart.

Before use, please read the Operation Manual

Due to improvements, the specifications are subject to change without notice.