

LUFFING JIB TOWER CRANE














**Specifications:**

- ▶ Max jib length: 196.9 ft
- ▶ Capacity at max length: 11,464 lbs
- ▶ Max capacity: 52,911 lbs

WORKS FOR YOU.™

KEY

Zeichenerklärung · Légende · Leyenda · Legenda

| | |
|---|--|
|  | Hoisting · Heben · Levage · Elevación · Sollevamento |
|  | Slewing · Schwenken · Orientation · Orientació · Rotazione |
|  | Luffing · Ausleger-Einziehen · Relevage · Elevación de pluma · Brandeggio |
|  | Travelling · Schienenfahren · Translation · Traslación · Traslazione |
|  | Directive on noise level · Richtlinie für den Schall-Leistungspegel · Directive sur le niveau acoustique · Directiva sobre el nivel acustico · Direttiva sul livello acustico |
|  | Consult us · Auf Anfrage · Nous consulter · Consultarnos · Consultateci |
|  | Power requirements · Geforderte Stromstärke · Puissance totale nécessaire · Potencia necesaria · Potenza totale richiesta |
|  | Power supply · Stromversorgung · Alimentation · Alimentación · Alimentazione |
|  | In service · In Betrieb · En service · En servicio · In servizio |
|  | Out of service · Außer Betrieb · Hors service · Fuera de servicio · Fuori servizio |
| H | Max. under hook height · Höchste Hakenhöhe · Hauteur maxi. sous crochet · Maxima altura bajo gancho · Altezza max. sotto gancio |
|  | Jib · Ausleger · Flèche · Pluma · Braccio |
|  | Without load, without ballast, max. jib and max. height · Ohne Last und Ballast, mit Maximalausleger und Maximalhöhe · A vide, sans lest, avec flèche et hauteur maximum · Sin carga, sin lastre, con pluma y altura máxima · A vuoto, senza zavorra, braccio max., altezza max. |
|  | Counterweight · Gegengewicht · Lest de contre-flèche · Lastre de contra flecha · Zavorra controbraccio |
| C25 | FEM 1004 Out of service wind condition · FEM 1004 Windverhältnisse im Außerbetriebszustand · FEM 1004 Conditions de vent hors service · FEM 1004 Condiciones de viento fuera de servicio · FEM 1004 Condizioni del vento in fuori servizio |

CONTENTS

CTL 440-24 HD23

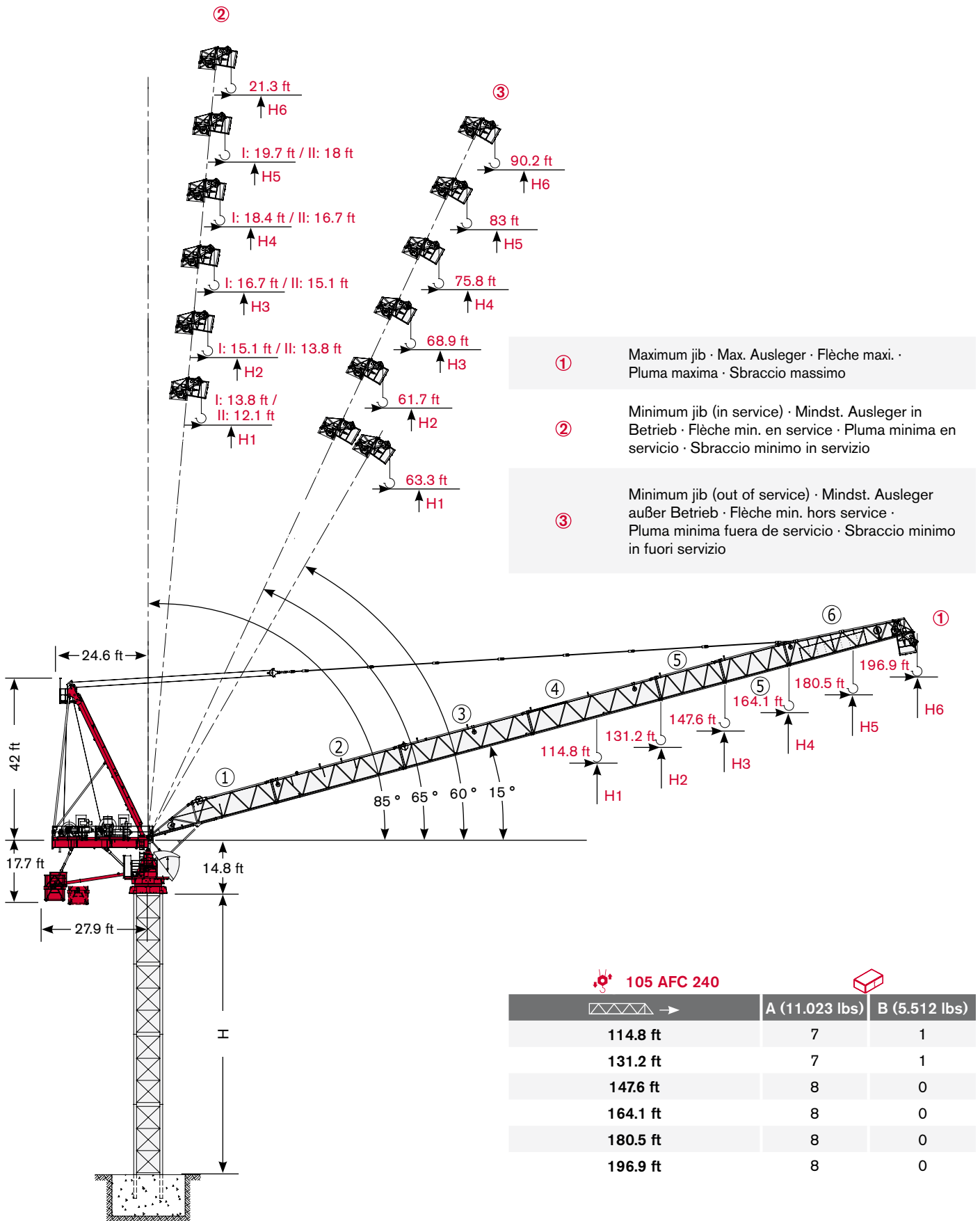
Inhalt · Contenu · Contenido · Indice

Page · Seite · Page · Pàgina · Pagina:

| | |
|---|-----------|
| Load Diagram · Lastkurven · Courbes de charges · Curvas de cargas · Diagramma di portata | 4 |
| Tower · Turm · Tour · Torre · Torre | 6 |
| Other configurations · Aufstellmöglichkeiten · Autres Implantations | |
| Otras Implantaciones · Altre Installazioni | 8 |
| Mechanism · Antriebe · Mécanismes · Mecanismos · Meccanismi | 9 |
| Transportation · Transport · Transportation · Transportación · Trasporto | 10 |

LOAD DIAGRAM

Lastkurven · Courbes de charges · Curvas de cargas · Diagramma di portata



Load Diagram · Lastkurven · Courbes de charges · Curvas de cargas · Diagramma di portata

| | | | 32.8 ft | 49.2 ft | 65.6 ft | 82 ft | 98.4 ft | 114.8 ft | 131.2 ft | 147.6 ft | 164.1 ft | 180.5 ft | 196.9 ft |
|---|--------------|--------------|---------|---------|---------|--------|---------|----------|----------|----------|----------|----------|----------|
|  | 26,455 lbs → | 90.2 ft lbs | 26,455 | 26,455 | 26,455 | 26,455 | 24,141 | 20,525 | 17,791 | 15,675 | 13,999 | 12,610 | 11,464 |
|  | 26,455 lbs → | 104.3 ft lbs | 26,455 | 26,455 | 26,455 | 26,455 | 26,455 | 23,898 | 20,768 | 18,320 | 16,358 | 14,771 | |
|  | 39,683 lbs → | 68.9 ft lbs | 39,683 | 39,683 | 39,683 | 32,849 | 26,985 | 22,774 | 19,621 | 17,174 | 15,212 | 13,779 | (181.9) |
|  | 26,455 lbs → | 121.1 ft lbs | 26,455 | 26,455 | 26,455 | 26,455 | 26,455 | 26,455 | 24,273 | 21,429 | 19,180 | | |
|  | 52,911 lbs → | 60.4 ft lbs | 52,911 | 52,911 | 48,524 | 38,338 | 31,548 | 26,698 | 23,038 | 20,216 | 18,188 | (162.2) | |
|  | 26,455 lbs → | 127.6 ft lbs | 26,455 | 26,455 | 26,455 | 26,455 | 26,455 | 26,455 | 25,684 | 22,708 | | | |
|  | 52,911 lbs → | 63.7 ft lbs | 52,911 | 52,911 | 51,213 | 40,499 | 33,334 | 28,219 | 24,383 | 21,716 | (145.8) | | |
|  | 26,455 lbs → | 131.2 ft lbs | 26,455 | 26,455 | 26,455 | 26,455 | 26,455 | 26,455 | 26,455 | | | | |
|  | 52,911 lbs → | 65.9 ft lbs | 52,911 | 52,911 | 52,911 | 42,108 | 34,679 | 29,366 | 25,794 | (129.4) | | | |
|  | 26,455 lbs → | 114.8 ft lbs | 26,455 | 26,455 | 26,455 | 26,455 | 26,455 | 26,455 | | | | | |
|  | 52,911 lbs → | 67.9 ft lbs | 52,911 | 52,911 | 52,911 | 43,453 | 35,781 | 30,865 | (113) | | | | |

Jib and Tower Height Configurations · Ausleger- und Turmkonfigurationen · Configurations de la flèche et du mât · Configuraciones de pluma y torre · Configurazioni torre e braccio

|  → |  |
|---|---|
| 114.8 ft | 1 + 2 + 5 + 6 |
| 131.2 ft | 1 + 2 + 3 + 6 |
| 147.6 ft | 1 + 2 + 3 + 5 + 6 |
| 164.1 ft | 1 + 2 + 3 + 4 + 6 |
| 180.5 ft | 1 + 2 + 3 + 4 + 5 + 6 |
| 196.9 ft | 1 + 2 + 3 + 4 + 5 + 5 + 6 |

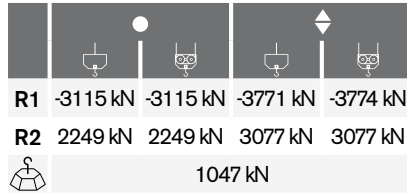
| | H | | |
|----|-------------|--------------|--------------|
| | ① | ② | ③ |
| H1 | H + 29.5 ft | H + 102 ft | H + 91.5 ft |
| H2 | H + 33.8 ft | H + 118.8 ft | H + 110.6 ft |
| H3 | H + 38.4 ft | H + 135.8 ft | H + 126 ft |
| H4 | H + 42.7 ft | H + 152.6 ft | H + 141.4 ft |
| H5 | H + 46.9 ft | H + 169.6 ft | H + 156.8 ft |
| H6 | H + 51.5 ft | H + 186.7 ft | H + 172.3 ft |

TOWER

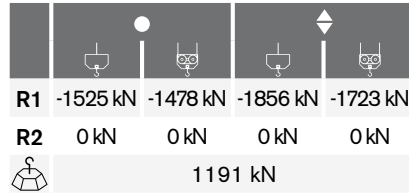
Turn · Tour · Torre · Torre

Standard Configurations · Standardkonfiguration · Standard Implantations · Implantaciones Standard · Installazioni Standard

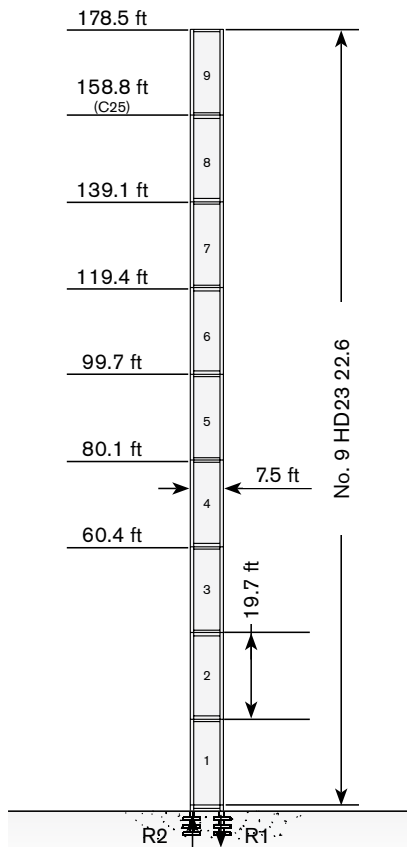
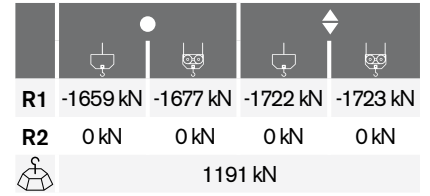
Tower: HD23 & Basement: R2



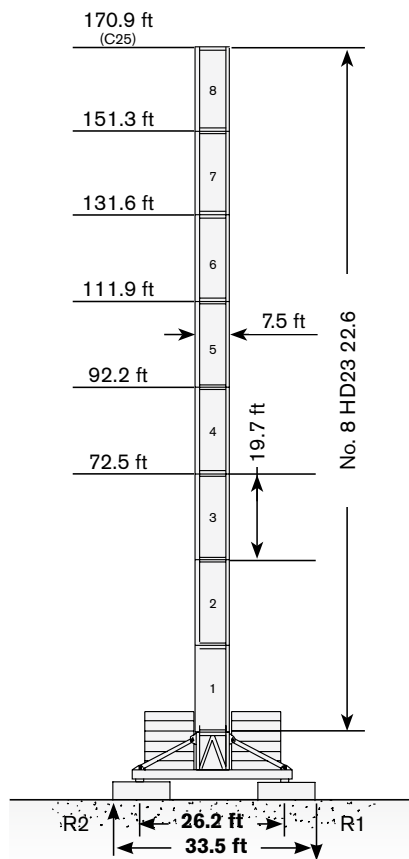
Tower: HD23 & Basement: FP1



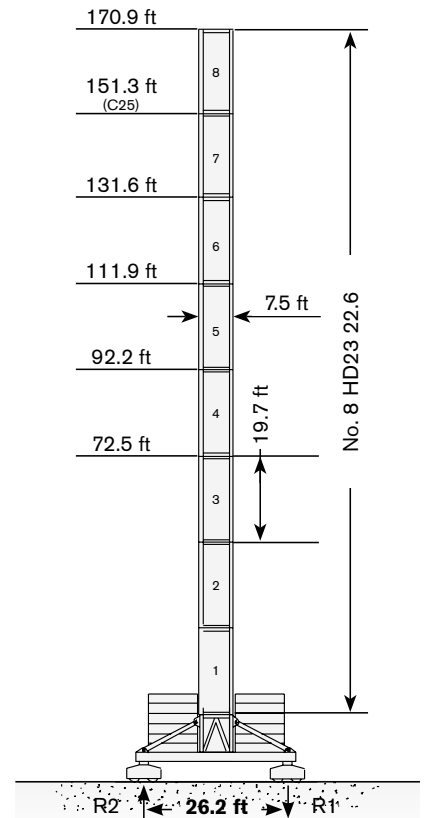
Tower: HD23 & Basement: T1



| → | max. H (ft) | | |
|----------|--------------|--------------|----------|
| | FEM 1004 C25 | FEM 1004 C25 | FEM 1001 |
| 114.8 ft | 158.8 | 158.8 | 178.5 |
| 131.2 ft | 158.8 | 158.8 | 158.8 |
| 147.6 ft | 158.8 | 158.8 | 158.8 |
| 164.1 ft | 139.1 | 139.1 | 158.8 |
| 180.5 ft | 139.1 | 139.1 | 139.1 |
| 196.9 ft | 119.4 | - | 139.1 |



| → | max. H (ft) | | |
|----------|--------------|--------------|----------|
| | FEM 1004 C25 | FEM 1004 C25 | FEM 1001 |
| 114.8 ft | 170.9 | 170.9 | 170.9 |
| 131.2 ft | 170.9 | 151.3 | 151.3 |
| 147.6 ft | 151.3 | 151.3 | 151.3 |
| 164.1 ft | 151.3 | 151.3 | 151.3 |
| 180.5 ft | 151.3 | 131.6 | 131.6 |
| 196.9 ft | 131.6 | - | 131.6 |

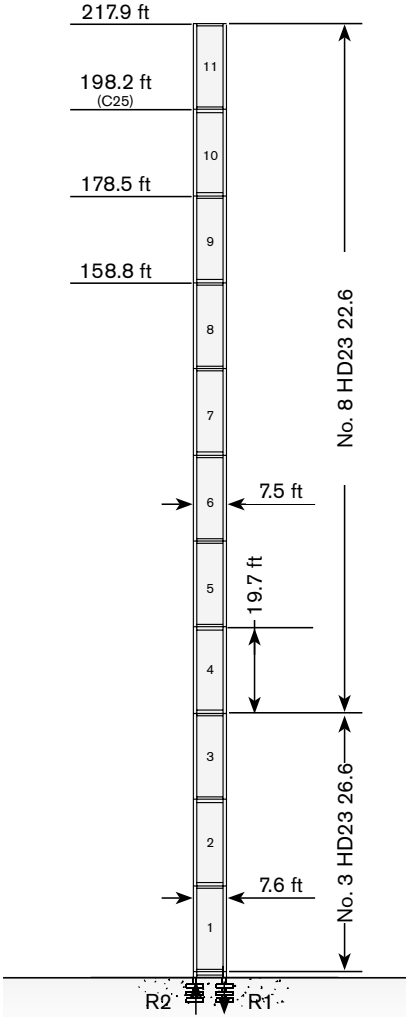


| → | max. H (ft) | | |
|----------|--------------|--------------|----------|
| | FEM 1004 C25 | FEM 1004 C25 | FEM 1001 |
| 114.8 ft | 151.3 | 151.3 | 170.9 |
| 131.2 ft | 151.3 | 151.3 | 151.3 |
| 147.6 ft | 151.3 | 151.3 | 151.3 |
| 164.1 ft | 151.3 | 151.3 | 151.3 |
| 180.5 ft | 131.6 | 131.6 | 131.6 |
| 196.9 ft | 131.6 | - | 131.6 |

Tower height · Turmhohe · Hauteur mat · Altura torre · Altezza torre

Tower: HD23 & Basement: R3

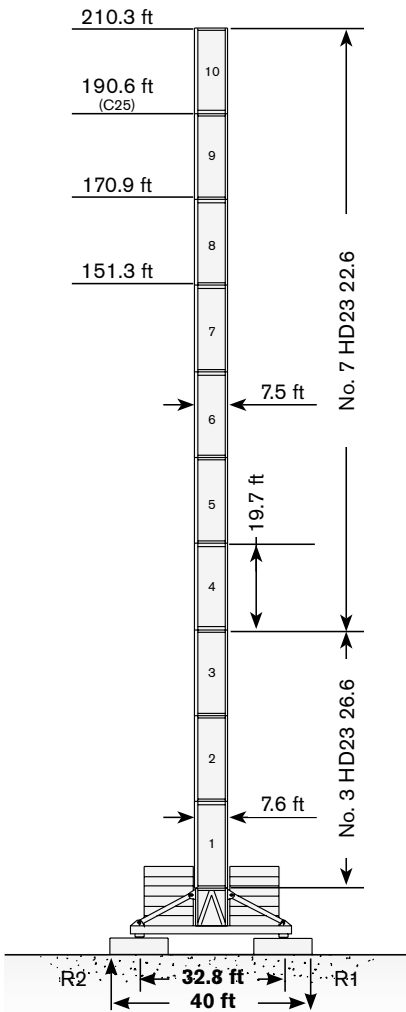
| | | | | |
|-----------|----------|----------|----------|----------|
| | | | | |
| R1 | -3567 kN | -2032 kN | -5022 kN | -5025 kN |
| R2 | 2619 kN | 2566 kN | 4289 kN | 4290 kN |
| | 1188 kN | | | |



| → | max. H (ft) | | |
|----------|--------------|--------------|----------|
| | FEM 1004 C25 | FEM 1004 C25 | FEM 1001 |
| 114.8 ft | 198.2 | 198.2 | 217.9 |
| 131.2 ft | 198.2 | 198.2 | 198.2 |
| 147.6 ft | 178.5 | 178.5 | 198.2 |
| 164.1 ft | 139.1 | 139.1 | 198.2 |
| 180.5 ft | 139.1 | 139.1 | 178.5 |
| 196.9 ft | 139.1 | - | 178.5 |

Tower: HD23 & Basement: FP3

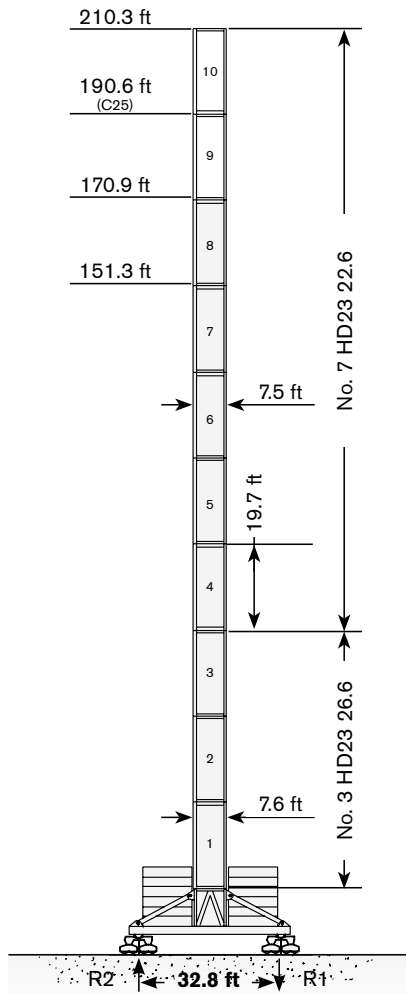
| | | | | |
|-----------|----------|----------|----------|----------|
| | | | | |
| R1 | -1482 kN | -1416 kN | -1916 kN | -1917 kN |
| R2 | -77 kN | -77 kN | 0 kN | 0 kN |
| | 1396 kN | | | |



| → | max. H (ft) | | |
|----------|--------------|--------------|----------|
| | FEM 1004 C25 | FEM 1004 C25 | FEM 1001 |
| 114.8 ft | 190.6 | 190.6 | 210.3 |
| 131.2 ft | 190.6 | 190.6 | 190.6 |
| 147.6 ft | 190.6 | 190.6 | 190.6 |
| 164.1 ft | 151.3 | 151.3 | 190.6 |
| 180.5 ft | 131.6 | 131.6 | 170.9 |
| 196.9 ft | 131.6 | - | 170.9 |

Tower: HD23 & Basement: T3

| | | | | |
|-----------|----------|----------|----------|----------|
| | | | | |
| R1 | -1612 kN | -1482 kN | -1812 kN | -1916 kN |
| R2 | 0 kN | -77 kN | 0 kN | 0 kN |
| | 1396 kN | | | |



| → | max. H (ft) | | |
|----------|--------------|--------------|----------|
| | FEM 1004 C25 | FEM 1004 C25 | FEM 1001 |
| 114.8 ft | 190.6 | 190.6 | 210.3 |
| 131.2 ft | 190.6 | 170.9 | 190.6 |
| 147.6 ft | 151.3 | 170.9 | 190.6 |
| 164.1 ft | 151.3 | 170.9 | 190.6 |
| 180.5 ft | 131.6 | 131.6 | 170.9 |
| 196.9 ft | 131.6 | - | 170.9 |

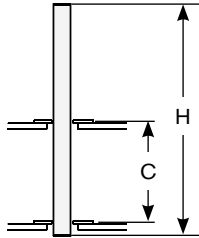
Different heights and tower combinations are available; please consult us • Andere Höhen und Turmkombinationen auf Anfrage • Différentes hauteurs et combinaisons de tour sont disponibles; nous consulter • Hay diferentes alturas y combinaciones de torre disponibles. Consultémos • Altezze diverse e combinazioni di torre sono disponibili; consultateci

TOWER

Turn · Tour · Torre · Torre

Other configurations · Aufstellmöglichkeiten · Autres Implantations · Otras Implantaciones · Altre Installazioni

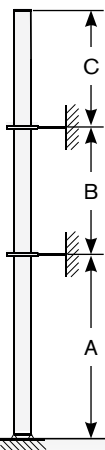
Bottom climbing crane · Kletterkran im Gebäude · Télescopage sur dalles · Telescopage grúa trepadora · Gru climbing



Tower: HD23-22 CL1

| Tower Height | Configuration 1 | | Configuration 2 | |
|--------------|-----------------|----------|-----------------|----------|
| | C | H | C | H |
| 114.8 ft | 42.7 ft | 157.5 ft | 42.7 ft | 157.5 ft |
| | 49.2 ft | 177.2 ft | 49.2 ft | 177.2 ft |
| | 52.5 ft | 177.2 ft | 52.5 ft | 177.2 ft |
| 131.2 ft | 42.7 ft | 137.8 ft | 42.7 ft | 137.8 ft |
| | 49.2 ft | 157.5 ft | 49.2 ft | 157.5 ft |
| | 52.5 ft | 157.5 ft | 52.5 ft | 157.5 ft |
| 147.6 ft | 42.7 ft | 137.8 ft | 42.7 ft | 137.8 ft |
| | 49.2 ft | 157.5 ft | 49.2 ft | 157.5 ft |
| | 52.5 ft | 157.5 ft | 52.5 ft | 157.5 ft |
| 164.1 ft | 42.7 ft | 137.8 ft | 42.7 ft | 137.8 ft |
| | 49.2 ft | 157.5 ft | 49.2 ft | 157.5 ft |
| | 52.5 ft | 157.5 ft | 52.5 ft | 157.5 ft |
| 180.5 ft | 42.7 ft | 118.1 ft | 42.7 ft | 118.1 ft |
| | 49.2 ft | 137.8 ft | 49.2 ft | 137.8 ft |
| | 52.5 ft | 137.8 ft | 52.5 ft | 137.8 ft |
| 196.9 ft | 42.7 ft | 118.1 ft | - | - |
| | 49.2 ft | 137.8 ft | - | - |
| | 52.5 ft | 137.8 ft | - | - |

Crane tied to the structure · Geankerter Kran · Grue ancrée · Grúa anclada · Gru ancorata



Tower: HD23-22

| Tower Height | Dimensions | | |
|--------------|-------------------|------------------|---------|
| | A min/max | B min/max | C max |
| 114.8 ft | 118.1 ft/157.5 ft | 78.7 ft/118.1 ft | 98.4 ft |
| 131.2 ft | 98.4 ft/137.8 ft | 78.7 ft/118.1 ft | 98.4 ft |
| 147.6 ft | 98.4 ft/137.8 ft | 78.7 ft/118.1 ft | 98.4 ft |
| 164.1 ft | 98.4 ft/137.8 ft | 78.7 ft/118.1 ft | 85.3 ft |
| 180.5 ft | 98.4 ft/118.1 ft | 78.7 ft/118.1 ft | 78.7 ft |
| 196.9 ft | 98.4 ft/118.1 ft | 78.7 ft/118.1 ft | 78.7 ft |

Tower: HD23-22





| Tower Height | Dimensions | | |
|--------------|-------------------|------------------|---------|
| | A min/max | B min/max | C max |
| 114.8 ft | 118.1 ft/157.5 ft | 78.7 ft/118.1 ft | 98.4 ft |
| 131.2 ft | 98.4 ft/137.8 ft | 78.7 ft/118.1 ft | 98.4 ft |
| 147.6 ft | 98.4 ft/137.8 ft | 78.7 ft/118.1 ft | 98.4 ft |
| 164.1 ft | 98.4 ft/137.8 ft | 78.7 ft/118.1 ft | 85.3 ft |
| 180.5 ft | 98.4 ft/118.1 ft | 78.7 ft/118.1 ft | 78.7 ft |
| 196.9 ft | - | - | - |

MECHANISMS

CTL 440-24 HD23





Antriebe · Mécanismes · Mecanismos · Meccanismi

Power supply · Stromversorgung · Alimentation · Suministro eléctrico · Alimentazione

|  |  |  |  |
|---|---|---|---|
| 105 AFC 240 - LFC 80 | 270 kVA* | 400V - 50Hz / 460V - 60Hz | 2000/14/CE modificata |

* Crane without travelling equipment · Krane ohne Schienenfahren · Grue sans translation · Grúa sin traslación · Gru senza traslazione

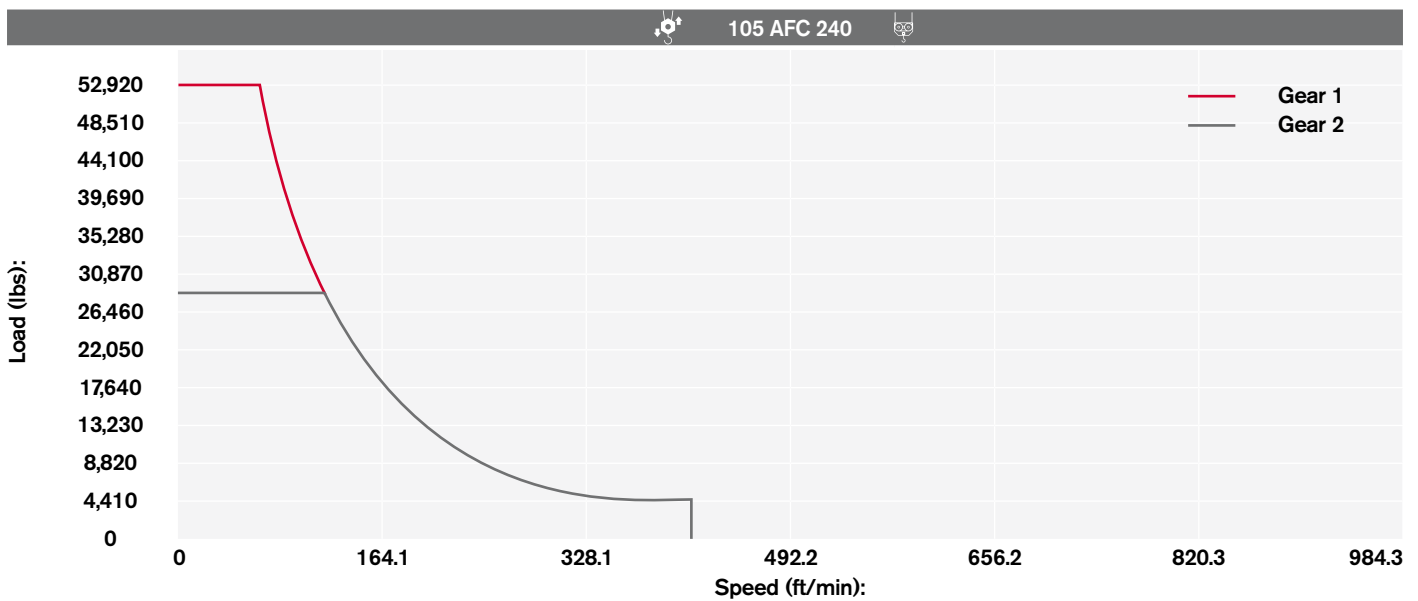
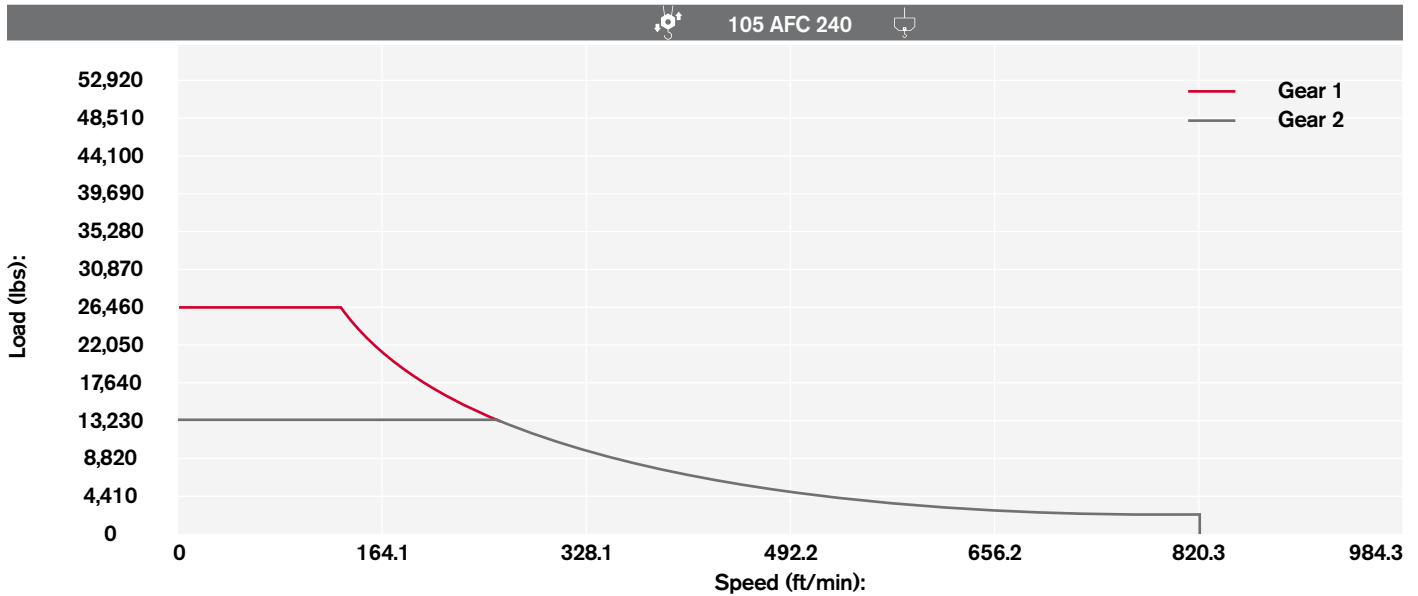
Hoisting · Heben · Levage · Elevación · Sollevamento

| | | | | lbs | ft/min | kW |  |
|---|-------------------------|--|----|--------|-----------|-----|---|
|  | 105 AFC 240 (vector) |  | 1a | 26,455 | 0 → 131.2 | 105 | 2,788.9 ft |
| | | | | 17,637 | 0 → 190.3 | | |
| | | | | 13,228 | 0 → 249.4 | | |
| | | | 2a | 11,023 | 0 → 292 | | |
| | | | | 3,307 | 0 → 610.3 | | |
| | | | | 2,205 | 0 → 820.3 | | |
| | |  | 1a | 52,911 | 0 → 65.6 | | |
| | | | | 35,274 | 0 → 95.1 | | |
| | | | | 28,660 | 0 → 114.8 | | |
| | | | 2a | 22,046 | 0 → 147.6 | | |
| | | | | 6,614 | 0 → 305.1 | | |
| | | | | 4,409 | 0 → 410.1 | | |

MECHANISMS

Antriebe · Mécanismes · Mecanismos · Meccanismi

Hoisting Speed · Heben Geschwindigkeit · Vitesse de Levage ·
Velocidad de Elevación · Velocità' di Sollevamento



Additional Specifications · Weitere Leistungsdaten ·
Spécifications additionnelles · Otras prestaciones · Altre movimentazioni













| | | | |
|--|-----------------|-----------------|----------------|
| | LFC 80 (vector) | 2 min | 80 kW |
| | SCC 2 2 132M | 0 → 0.64 r.p.m. | 2 x 10.6 ft·lb |
| | TSR 2RG 4M8 | 0 → 78.7 ft/min | 4 x 59 ft·lb |

TRANSPORTATION

CTL 440-24 HD23

Transport · Transport · Conducción · Trasporto






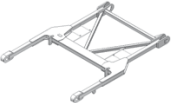






Packing list

| CTL 440-24 HD23 | DESCRIPTION · BESCHREIBUNG · DESCRIPTION · DESCRIPCIÓN · DESCRIZIONE | LENGTH · LÄNGE · LONGUEUR · LONGITUD · LUNGHEZZA | WIDTH · BREITE · LARGEUR · ANCHURA · LARGHEZZA | HEIGHT · HÖHE · HAUTEUR · ALTURA · ALTEZZA | QUANTITY · MENGE · QUANTITÉ · CANTIDAD · QUANTITÀ | WEIGHT · GEWICHT · POIDS · PESO · PESO |
|---|---|--|--|--|---|--|
|  | 8x8 m UNDERCARRIAGE STRUT MOUNTING TOWER SECTION | 9.5 ft | 9.5 ft | 9.5 ft | 1 | 20,176 lbs |
|  | 8x8 m UNDERCARRIAGE STRUT | 14.1 ft | 1 ft | 7.4 ft | 4 | 4,013 lbs |
|  | 8x8 m UNDERCARRIAGE INTERNAL BEAM | 13.1 ft | 0.5 ft | 1.1 ft | 4 | 463 lbs |
|  | 8x8 m UNDERCARRIAGE EXTERNAL BEAM | 19.6 ft | 1 ft | 1.1 ft | 4 | 1,380 lbs |
|  | 10x10 m UNDERCARRIAGE STRUT MOUNTING TOWER SECTION | 9.8 ft | 9.8 ft | 10.2 ft | 1 | 23,042 lbs |
|  | 10x10 m LEFT + RIGHT UNDERCARRIAGE STRUT | 18.7 ft | 8.5 ft | 2.3 ft | 2 left + 2 right | 8,434 lbs |
|  | CROSSBEAM FOR TRAVELLING 10x10 m UNDERCARRIAGE | 23 ft | 7.2 ft | 1.3 ft | 2 | 4,476 lbs |
|  | 10x10 m UNDERCARRIAGE ELECTRICAL BOX SUPPORT PLATFORM FOR TVF 4RT 4M9 TRAVELLING DRIVE UNIT | 18.7 ft | 7.2 ft | 7.9 ft | 1 | 2,867 lbs |
|  | 10x10 m UNDERCARRIAGE ELECTRICAL BOX SUPPORT PLATFORM FOR TSR 4RG 4M8 TRAVELLING DRIVE UNIT | 18.4 ft | 6.9 ft | 12.1 ft | 1 | 1,422 lbs |
|  | TOWER SECTION HD23 26.6 | 19.7 ft | 8 ft | 7.6 ft | 1 | 14,273 lbs* |
|  | TOWER SECTION HD23 22.6 | 19.7 ft | 7.5 ft | 7.5 ft | 1 | 10,635 lbs* |
|  | TOWER SECTION HD23 22.3 | 9.8 ft | 7.5 ft | 7.5 ft | 1 | 5,623 lbs* |

* inclusive of ladders, platforms and assembly equipment

TRANSPORTATION

Transport · Transport · Conducción · Trasporto

| CTL 440-24 HD23 | DESCRIPTION · BESCHREIBUNG · DESCRIPTION · DESCRIPCIÓN · DESCRIZIONE | LENGTH · LÄNGE · LONGUEUR · LONGITUD · LUNGHEZZA | WIDTH · BREITE · LARGEUR · ANCHURA · LARGHEZZA | HEIGHT · HÖHE · HAUTEUR · ALTURA · ALTEZZA | QUANTITY · MENGE · QUANTITÉ · CANTIDAD · QUANTITÀ | WEIGHT · GEWICHT · POIDS · PESO · PESO |
|---|--|--|--|--|---|--|
|  | COMPLETE SLEWING UNIT (3 DETACHABLE PIECES) | 14.5 ft | 13.1 ft | 11.7 ft | 1 | 34,861 lbs |
|  | LEVERAGE-A | 18.1 ft | 6.2 ft | 2.4 ft | 1 | 2,227 lbs |
|  | LEVERAGE FRAME RETAINER-A | 4.5 ft | 5.9 ft | 0.5 ft | 1 | 315 lbs |
|  | FORKED MOBILE BALLAST BASKET LEVERAGE-B | 25.7 ft | 7.8 ft | 1.3 ft | 1 | 1,610 lbs |
|  | MOBILE BALLAST BASKET | 5.5 ft | 8.3 ft | 8.1 ft | 1 | 2,492 lbs |
|  | LEVERAGE-C FOR SUPPORT BASKET | 10.5 ft | 7.5 ft | 1 ft | 1 | 1,312 lbs |
|  | COUNTERJIB (frame retainer, platforms included without winches) | 26.4 ft | 9.6 ft | 14.5 ft | 1 | 18,295 lbs |
|  | LUFFING WINCH 80 Kw (rope included) | 8.1 ft | 6.9 ft | 6.6 ft | 1 | 9,878 lbs |
|  | HOIST WINCH 105 Kw R00 (770 m of rope included) | 11.5 ft | 7.6 ft | 7.3 ft | 1 | 22,394 lbs |
|  | HOIST WINCH 105 Kw R01 (850 m of rope included) | 11.5 ft | 7.6 ft | 7.3 ft | 1 | 22,846 lbs |
|  | COMPLETE A-FRAME UNIT | 24 ft | 11 ft | 43.3 ft | 1 | 12,767 lbs |
|  | JIB SECTION - 1 | 34.8 ft | 6.1 ft | 7.9 ft | 1 | 6,489 lbs |

CTL 440-24 HD23

| CTL 440-24 HD23 | DESCRIPTION · BESCHREIBUNG · DESCRIPTION · DESCRIPCIÓN · DESCRIZIONE | LENGTH · LÄNGE · LONGUEUR · LONGITUD · LUNGHEZZA | WIDTH · BREITE · LARGEUR · ANCHURA · LARGHEZZA | HEIGHT · HÖHE · HAUTEUR · ALTURA · ALTEZZA | QUANTITY · MENGE · QUANTITÉ · CANTIDAD · QUANTITÀ | WEIGHT · GEWICHT · POIDS · PESO · PESO |
|---|--|--|--|--|---|--|
|  | JIB SECTION - 2 | 34.6 ft | 6.1 ft | 6.4 ft | 1 | 3,259 lbs |
|  | JIB SECTION - 3 | 34.6 ft | 6.1 ft | 6.4 ft | 1 | 3,239 lbs |
|  | JIB SECTION - 4 | 34.6 ft | 6.1 ft | 6.4 ft | 1 | 2,849 lbs |
|  | JIB SECTION - 5 | 17.7 ft | 6.1 ft | 6.4 ft | 1 | 1,519 lbs |
|  | JIB SECTION - 6 | 34 ft | 6.1 ft | 6.8 ft | 1 | 4,933 lbs |
|  | 1-PART LINE HOIST BLOCK | 1.5 ft | 1.5 ft | 4.5 ft | 1 | 1,213 lbs |
|  | 2-PART LINE HOIST BLOCK | 1.9 ft | 4.5 ft | 7.3 ft | 1 | 2,426 lbs |

www.terexcranes.com

Effective Date: June 2010.

Product specifications and prices are subject to change without notice or obligation. The photographs and/or drawings in this document are for illustrative purposes only. Refer to the appropriate Operator's Manual for instructions on the proper use of this equipment. Failure to follow the appropriate Operator's Manual when using our equipment or to otherwise act irresponsibly may result in serious injury or death. The only warranty applicable to our equipment is the standard written warranty applicable to the particular product and sale and Terex makes no other warranty, express or implied. Products and services listed may be trademarks, service marks or trade-names of Terex Corporation and/or its subsidiaries in the USA and other countries. All rights are reserved. Terex® is a registered trademark of Terex Corporation in the USA and many other countries.

Gültig ab: Juni 2010.

Produktbeschreibungen und Preise können jederzeit und ohne Verpflichtung zur Ankündigung geändert werden. Die in diesem Dokument enthaltenen Fotos und/oder Zeichnungen dienen rein anschaulichen Zwecken. Anweisungen zur ordnungsgemäßen Verwendung dieser Ausrüstung entnehmen Sie bitte dem zugehörigen Betriebshandbuch. Nichtbefolgung des Betriebshandbuchs bei der Verwendung unserer Produkte oder anderweitig fahrlässiges Verhalten kann zu schwerwiegenden Verletzungen oder Tod führen. Für dieses Produkt wird ausschließlich die entsprechende, schriftlich niedergelegte Standardgarantie gewährt. Terex leistet keinerlei darüber hinaus gehende Garantie, weder ausdrücklich noch stillschweigend. Die Bezeichnungen der aufgeführten Produkte und Leistungen sind gegebenenfalls Marken, Servicemarken oder Handelsnamen der Terex Corporation und/oder ihrer Tochtergesellschaften in den USA und anderen Ländern. Alle Rechte vorbehalten. „TEREX“ ist eine eingetragene Marke der Terex Corporation in den USA und vielen anderen Ländern.

Date d'effet : Juin 2010.

Les spécifications et prix des produits sont sujets à modification sans avis ou obligation. Les photographies et/ou dessins contenus dans ce document sont uniquement pour illustration. Veuillez vous référer à la notice d'utilisation appropriée pour les instructions quant à l'utilisation correcte de cet équipement. Tout manquement au suivi de la notice d'utilisation appropriée lors de l'utilisation de notre équipement ou tout acte autrement irresponsable peut résulter en blessure corporelle sérieuse ou mortelle. La seule garantie applicable à notre équipement est la garantie standard écrite applicable à un produit et à une vente spécifique. Terex n'offre aucune autre garantie, expresse ou implicite. Les produits et services proposés peuvent être des marques de fabrique, des marques de service ou des appellations commerciales de Terex Corporation et/ou ses filiales aux Etats Unis et dans les autres pays, et tous les droits sont réservés. «TEREX» est une marque déposée de Terex Corporation aux Etats Unis et dans de nombreux autres pays.

Fecha efectiva: Junio 2010.

Los precios y las especificaciones de productos pueden sufrir cambios sin aviso previo u obligación. Las fotografías o dibujos de este documento tienen un fin meramente ilustrativo. Consulte el manual de instrucciones del operador correspondiente para más información sobre el uso correcto de este equipo. El hecho de no respetar el manual del operador correspondiente al utilizar el equipo o actuar de forma irresponsable puede suponer lesiones graves o fatales. La única garantía aplicable a nuestro equipo es la garantía escrita estándar correspondiente a cada producto y venta, y TEREX no amplía dicha garantía de forma expresa o implícita. Los productos y servicios mencionados pueden ser marcas registradas, marcas de servicio o nombres de marca de TEREX Corporation o de sus filiales en Estados Unidos de América y otros países, y se reservan todos los derechos. „TEREX“ es una marca comercial registrada de Terex Corporation en Estados Unidos de América y muchos otros países.

Data di inizio validità: Giugno 2010.

Ci riserviamo il diritto di modificare le specifiche e i prezzi dei prodotti in ogni momento e senza preavviso. Le fotografie e/o i disegni contenuti in questo documento sono destinati unicamente a scopi illustrativi. Consultare le istruzioni sull'uso corretto di questo macchinario, contenute nell'opportuno Manuale dell'operatore. L'inottemperanza delle istruzioni contenute nel Manuale dell'operatore del macchinario e altri comportamenti irresponsabili possono provocare gravi lesioni, anche mortali. L'unica garanzia applicabile ai nostri macchinari è la garanzia scritta standard applicabile al particolare prodotto e alla particolare vendita; Terex è esonerata dal fornire qualsiasi altra garanzia, esplicita o implicita. I prodotti e servizi elencati possono essere dei marchi di fabbrica, marchi di servizio o nomi commerciali di TEREX Corporation e/o società affiliate negli Stati Uniti d'America e altre nazioni e tutti i diritti sono riservati. „TEREX“ è un marchio registrato di Terex Corporation negli USA e molti altri Paesi.

Copyright 2010 Terex Corporation

Terex Cranes, Global Marketing, Dinglerstraße 24, 66482 Zweibrücken, Germany
Tel. +49 (0) 6332 830, Email: info.cranes@terex.com, www.terexcranes.com

Brochure Reference: TC-DS-IMP-E/F/G/I/S-CTL440-24 HD23-06/10



WORKS FOR YOU.™