


TOKYU HYDRAULIC CRANE MODEL CT130E



 TOKYU CAR CORPORATION

5510a, 1(S-2)



TOKYU CAR CORPORATION

SALES DEPARTMENT :
Yaesu-Mitsui Bldg. 7, 5-chome, Yaesu, Chuo-ku, Tokyo, Japan
Tel. Tokyo 272-7051 Telex No. 0222-2020
Cable Address : TOKYU CAR CORP TOK

AGENCY :

TOKYU HYDRAULIC CRANE MODEL CT130E

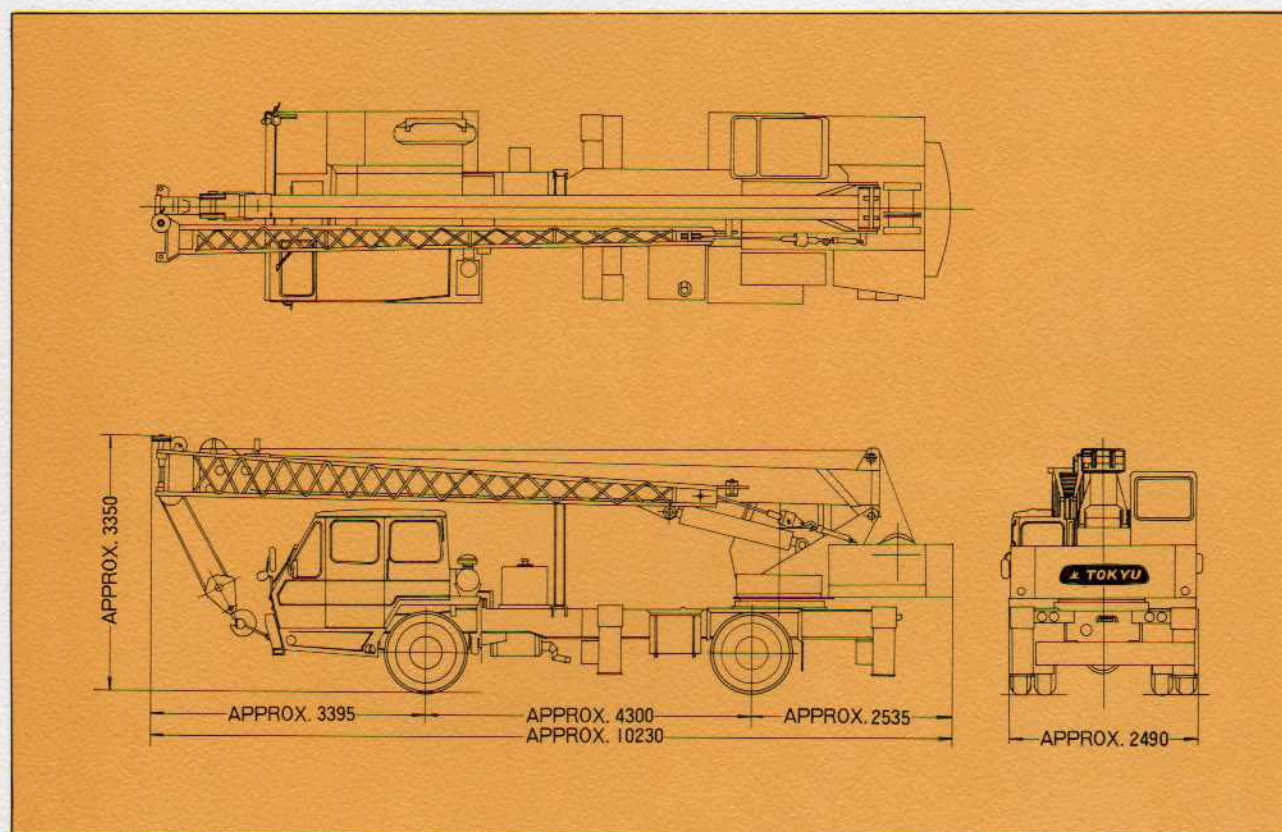
FEATURES

This crane has been manufactured and inspected based on the Safety rules on crane and related equipment.

Tokyu High-lift series Model: CT130E truck crane (load rating: 13 tons) improving the hoisting speed and boom length of Model: CH102, which is now highly appreciated among users because it is practically trouble-free, and it is mounted on the standard truck chassis. Therefore, this crane provides a very simple operation.

This Model: CT130E is a full hydraulic system crane, and the hydraulic pump actuated by the engine via P.T.O. By this oil pressure, the following devices are driven; hoisting, boom derricking, extension and slewing, and jack.

This fully hydraulic system permits easy operation, and because of the double drum system employed, operation is simple in both drop by gravity and that by power.



TOKYU HYDRAULIC CRANE MODEL CT130E

OUTRIGGER JACKING

Box-type jack with a cylinder contained within it for better protection, requiring no floats separately carried with the crane.



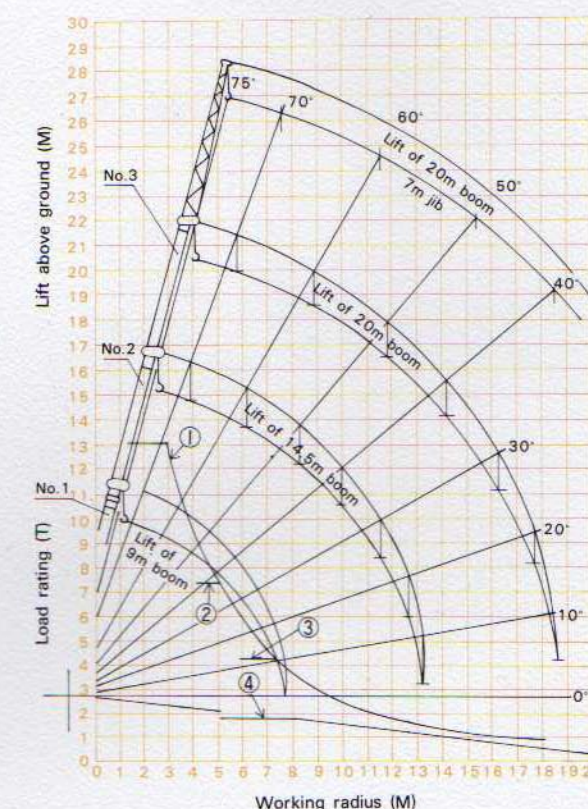
SPECIFICATIONS

Type	13 ton fully hydraulic truck crane
Model	Tokyu CT130E
Crane capacity	(A) 13.18 ton × 2.8m outriggers are used. Boom length: 9.0m (B) 2.48 ton × 1.0m outriggers are used. Boom length: 20.0m
Max. extension outrigger	4,400mm
Boom length	Telescoping boom 9.0m to 20.0m
Jib length	7.0m
Hook speed (6 lines)	Low speed 8m/min. High speed 16m/min.
Hook speed, subhook (1 line)	Low speed 45m/min. High speed 90m/min.
Max. lifting height	20.0m (with 20.0m boom) 27.0m (with 20.0m boom + 7.0m jib)
Derricking time	32 sec./-5° to 75°
Boom telescoping speed	Extension: 0.22m/sec. Retraction: 0.48m/sec.
Slewing speed	1.8 r.p.m.
Hoist drive	Driven by hydraulic motor Free drop device equipped (main & aux. drums)
Slewing device	(1) 360° continuous rotation (2) Ball bearing slewing ring with internal gear (3) Worm gear reducer driven by hydraulic motor
Cab	Steel panel type
Hook capacity	Main 13.0 tons (rope line: 6) Aux. 1.7 tons (rope line: 1)
Wire rope	Main 12.5mm dia. × 155m Aux. 12.5mm dia. × 60m
Safety device	(1) Overload preventive safety device... Hydraulic safety valve (2) Hook overwinding preventive alarm device... Electric alarm type (3) Hydraulic load gauge... Hydraulic system (4) Load indicator... Angle interlocking link system (5) Jack safety device... Hydraulic valve (6) Derricking cylinder lock device... Hydraulic valve
Lighting	(1) Working lamp (2) Boom top lamp (3) Room lamp
Carrier	10 ton class crane chassis
Power take-off	Transmission P.T.O.
Shipping gross weight	Approx. 16,300kg
(Option)	Electronic Load Limiter (Overload preventive device)

WORKING RANGES

- (1) Load rating of boom of 9m long
- (2) Load rating of boom of 14.5m long
- (3) Load rating of boom of 20m long
- (4) Load rating of 20m boom plus 7.0m jib

(Caution) The load rating when operating the crane by using 14.5m boom contracting the No.2 with the boom No.3 kept extended becomes the load rating in using 20m boom.



Note) (1), (2) and (3), in the above chart mean the performance curve when the jib has been housed.


ALARMING OF CRANE AT WORK

This serves to give an audible warning to the surroundings in such cases as the beginning of crane operation and the slewing of the boom.



OVERWINDING ALARM

The overwinding of cable will automatically give an audible warning.



LOAD LIMITER (OPTION)

A memorizer of high reliability, connected to a boom angle detector and a 3-sheave type load detector, indicates the limit load and the working load. Visual and audible warnings will be given when the working load reaches the limit load.



2-SPEED HOISTING WINCH

