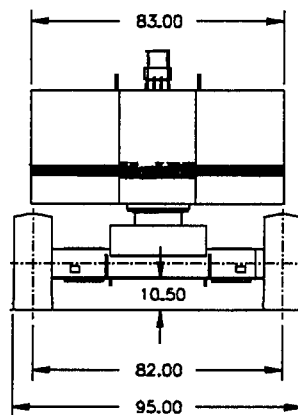
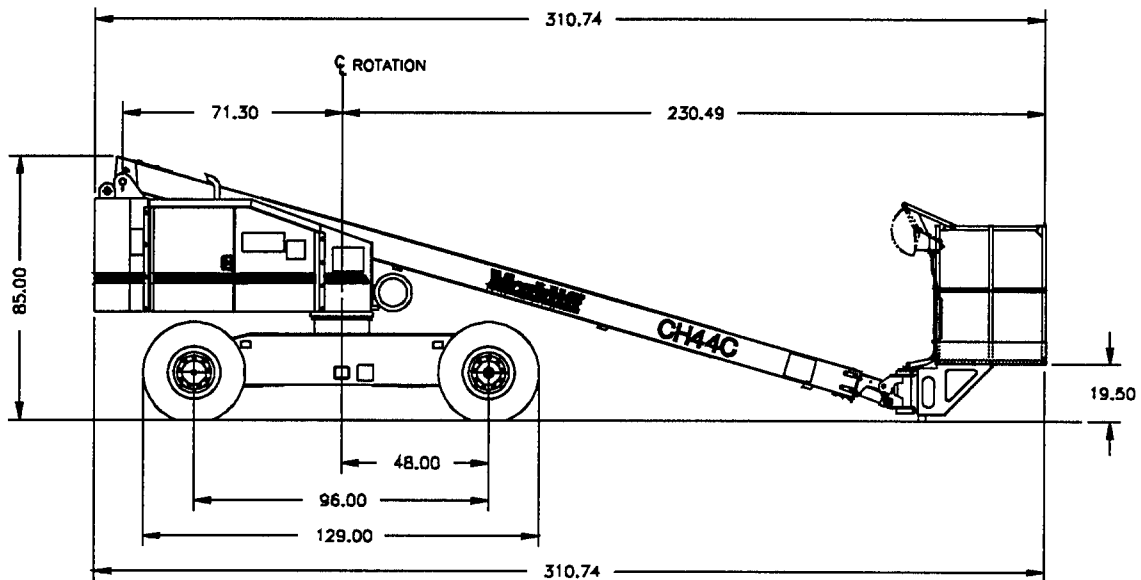




SPECIFICATIONS & RANGE DIAGRAMS

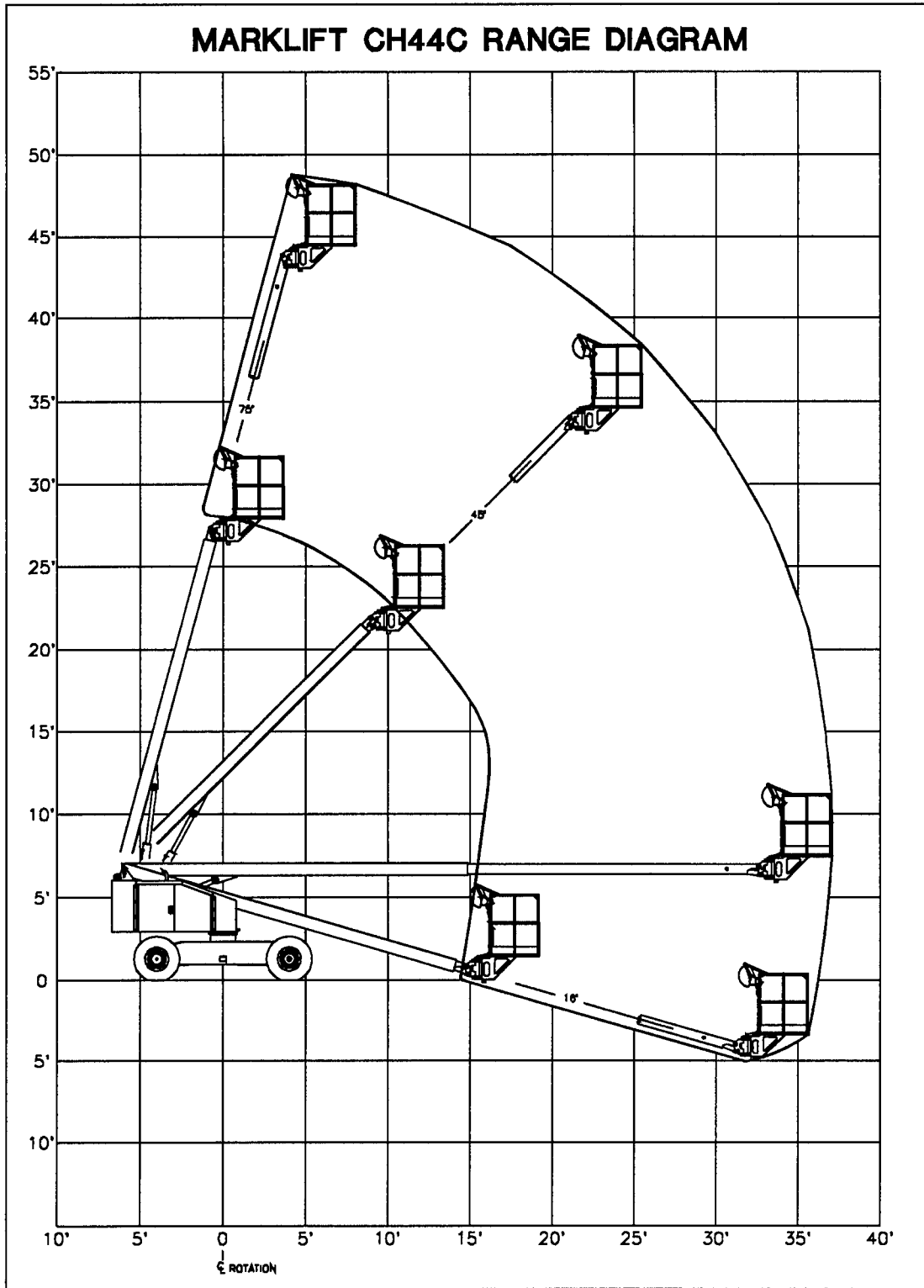
MARKLIFT CH44C GENERAL SPECIFICATIONS





MARK INDUSTRIES

SERVICE & MAINTENANCE



**MARK INDUSTRIES****SERVICE & MAINTENANCE****SPECIFICATIONS CH44C**

*Working Height (Maximum)	50 ft (15.24 m)
Platform Height (Maximum)	44 ft (13.41 m)
Stowed Height	7 ft 1 in (2.16 m)
Length (stowed)	25 ft 10-3/4 in (7.89 m)
Width	7 ft 11 in (2.41 m)
Platform - Dimensions	72 in x 36 in x 44 in (1.8 x .91 x 1.12 m)
Horizontal Reach	37 ft (11.27 m)
Boom Elevation	-16° to 75° above horizontal plane
Load capacity 6 ft. Platform/8 ft. Platform	650 lbs. (295 kg)/600 lbs. (272 kg)
Wheelbase	8 ft (2.44 m)
Wheel track	6 ft 10 in (2.08 m)
Tailswing	33 in (0.84 m)
Turret Rotation	360° continuous rotation
Turning curb radius	16 ft (4.9 m)
Travel speed	0 to 3.25 m.p.h. (0 to 5.23 km/h)
Power source	62 hp (46.2 kw) Ford LRG 423 (standard)
Fuel tank capacity	25 gal (94.6 L)
Hydraulic system Max. operating pressure Reservoir Capacity	Load sensing and pressure compensating 2,500 psi (172 BAR) 38 gal. (144 L)
Tires (monofilled)	12 x 16.5 8 P.R. (Mono)
Ground clearance	10.5 in (.26 m)
Approx. shipping weight	12,000 lbs. (5,443 kg)
Wheel loading Max. concentrated floor loading pressure Wheel Load (maximum)	170 psi (11.95 kg/sq-cm) 7350lbs (3334 kg)
Wind speed rating	25 MPH
Gradeability 2WD/4WD	35%/55%

*** Clearance must be allowed for body parts for this and other work heights**