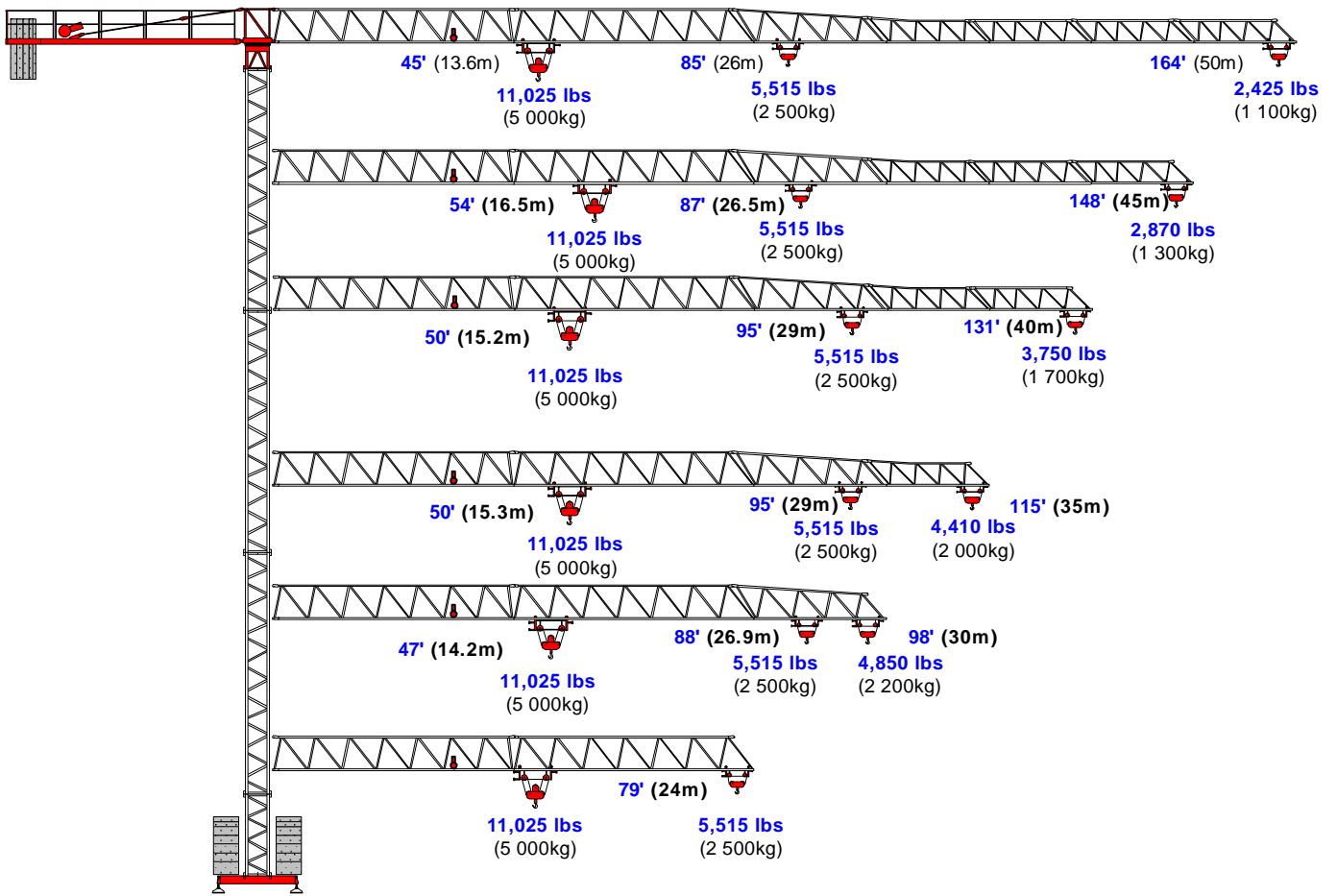




"City" Tower Crane

TL-50



"City" Tower Crane

TL-50



1.2 m Tower

1.7 m Tower

Max. HUH 130'

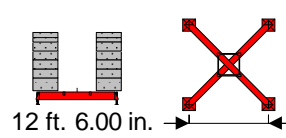
Max. HUH 215'


S52R
1,310 lbs


S60/8
2,200 lbs

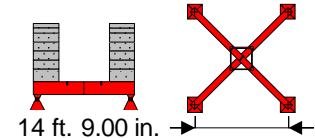
Max. HUH 133'

3.8m,
Chassis
7,000 lbs



Max. HUH 166'

4.5m,
Chassis
9,500 lbs



	Hook	Ft.	59	66	79	82	85	92	98	108	115	121	128	131	141	148	157	164
	Radius	Meters	18	20	24	25	26	28	30	33	35	37	39	40	43	45	48	50
2 Falls	164'	Lbs	5,513	5,513	5,513	5,513	5,513	5,056	4,653	4,141	3,850	3,592	3,360	3,255	2,964	2,792	2,562	2,426
	50m	KG	2,500	2,500	2,500	2,500	2,500	2,293	2,110	1,878	1,746	1,629	1,524	1,476	1,344	1,266	1,162	1,100
	Hook	Ft.	30	45	49	59	69	79	89	98	108	115	125	131	141	148	157	164
	Radius	Meters	9	13.6	15	18	21	24	27	30	33	35	38	40	43	45	48	50
4 Falls	164'	Lbs	11,025	11,025	9,839	7,940	6,604	5,614	4,851	4,247	3,753	3,473	3,107	2,895	2,615	2,450	2,227	2,095
	50m	KG	5,000	5,000	4,462	3,601	2,995	2,546	2,200	1,926	1,702	1,575	1,409	1,313	1,186	1,111	1,010	0,950

	Hook	Ft.	59	66	79	82	85	87	92	98	108	115	121	128	131	141	148
	Radius	Meters	18	20	24	25	26	26.5	28	30	33	35	37	39	40	43	45
2 Falls	148'	Lbs	5,513	5,513	5,513	5,513	5,513	5,513	5,371	4,763	4,242	3,945	3,682	3,446	3,336	3,041	2,867
	45m	KG	2,500	2,500	2,500	2,500	2,500	2,500	2,436	2,160	1,924	1,789	1,670	1,563	1,513	1,379	1,300
	Hook	Ft.	30	46	49	54	59	69	79	89	98	108	115	125	131	141	148
	Radius	Meters	9	13.9	15	16.5	18	21	24	27	30	33	35	38	40	43	45
4 Falls	148'	Lbs	11,025	11,025	10,106	9,038	8,159	6,791	5,777	4,997	4,375	3,870	3,583	3,208	2,992	2,706	2,536
	45m	KG	5,000	5,000	4,583	4,099	3,700	3,080	2,620	2,266	1,984	1,755	1,625	1,455	1,357	1,227	1,150

	Hook	Ft.	59	66	79	82	85	92	95	98	108	115	121	128	131
	Radius	Meters	18	20	24	25	26	28	29	30	33	35	37	39	40
2 Falls	131'	Lbs	6,615	5,513	5,513	5,513	5,513	5,056	4,653	4,141	3,850	3,592	3,360	3,255	2,964
	40m	KG	3,000	2,500	2,500	2,500	2,500	2,293	2,110	1,878	1,746	1,629	1,524	1,476	1,344
	Hook	Ft.	30	39	50	59	61	69	79	89	98	108	115	125	131
	Radius	Meters	9	12	15.2	18	18.5	21	24	27	30	33	35	38	40
4 Falls	131'	Lbs	11,025	11,025	9,839	7,940	6,604	5,614	4,851	4,247	3,753	3,473	3,107	2,895	2,615
	40m	KG	5,000	5,000	4,462	3,601	2,995	2,546	2,200	1,926	1,702	1,575	1,409	1,313	1,186

	Hook	Ft.	59	66	79	82	85	92	95	98	108	115	
	Radius	Meters	18	20	24	25	26	28	29	30	33	35	
2 Falls	115'	Lbs	5,513	5,513	5,513	5,513	5,513	5,513	5,513	5,305	4,734	4,410	
	35m	KG	2,500	2,500	2,500	2,500	2,500	2,500	2,500	2,406	2,147	2,000	
	Hook	Ft.	30	39	50	59	61	69	79	89	98	108	115
	Radius	Meters	9	12	15.3	18	18.5	21	24	27	30	33	35
4 Falls	115'	Lbs	11,025	11,025	11,025	9,129	8,840	7,632	6,511	5,643	4,957	4,397	4,079
	35m	KG	5,000	5,000	5,000	4,140	4,009	3,461	2,953	2,559	2,248	1,994	1,850

	Hook	Ft.	59	66	79	82	85	88	92	98	
	Radius	Meters	18	20	24	25	26	26.9	28	30	
2 Falls	98'	Lbs	5,513	5,513	5,513	5,513	5,513	5,513	5,513	5,305	
	30m	KG	2,500	2,500	2,500	2,500	2,500	2,500	2,500	2,406	
	Hook	Ft.	30	47	49	57	59	69	79	89	98
	Radius	Meters	9	14.2	15	17.5	18	21	24	27	30
4 Falls	98'	Lbs	11,025	11,025	11,025	9,129	8,840	7,632	6,511	5,643	4,957
	30m	KG	5,000	5,000	5,000	4,140	4,009	3,461	2,953	2,559	2,248