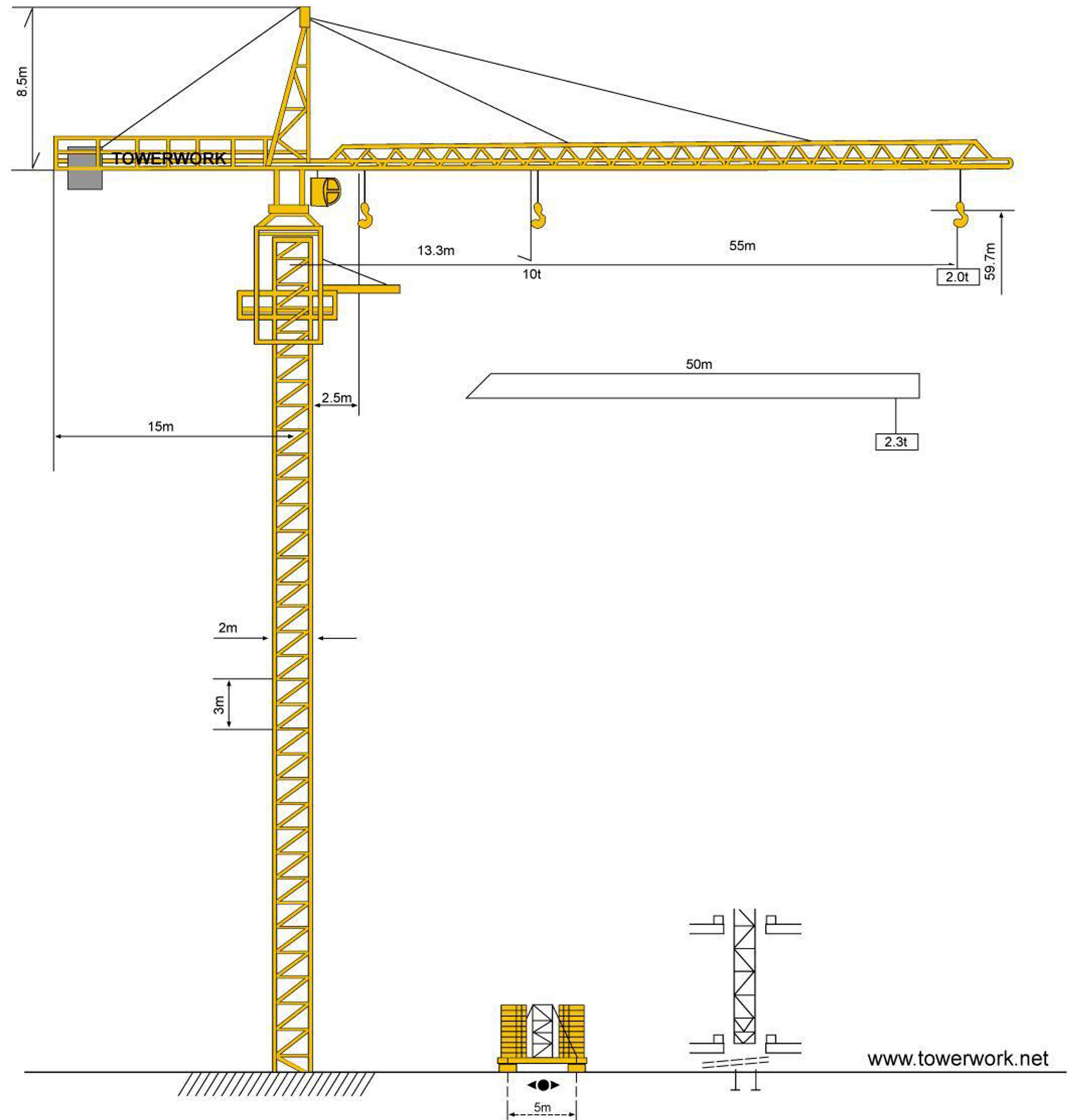
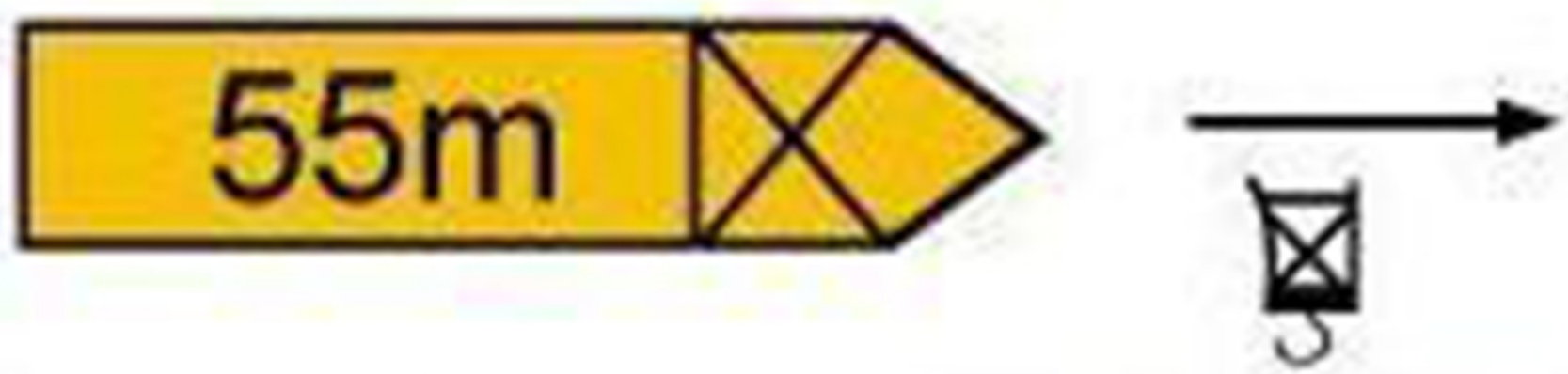
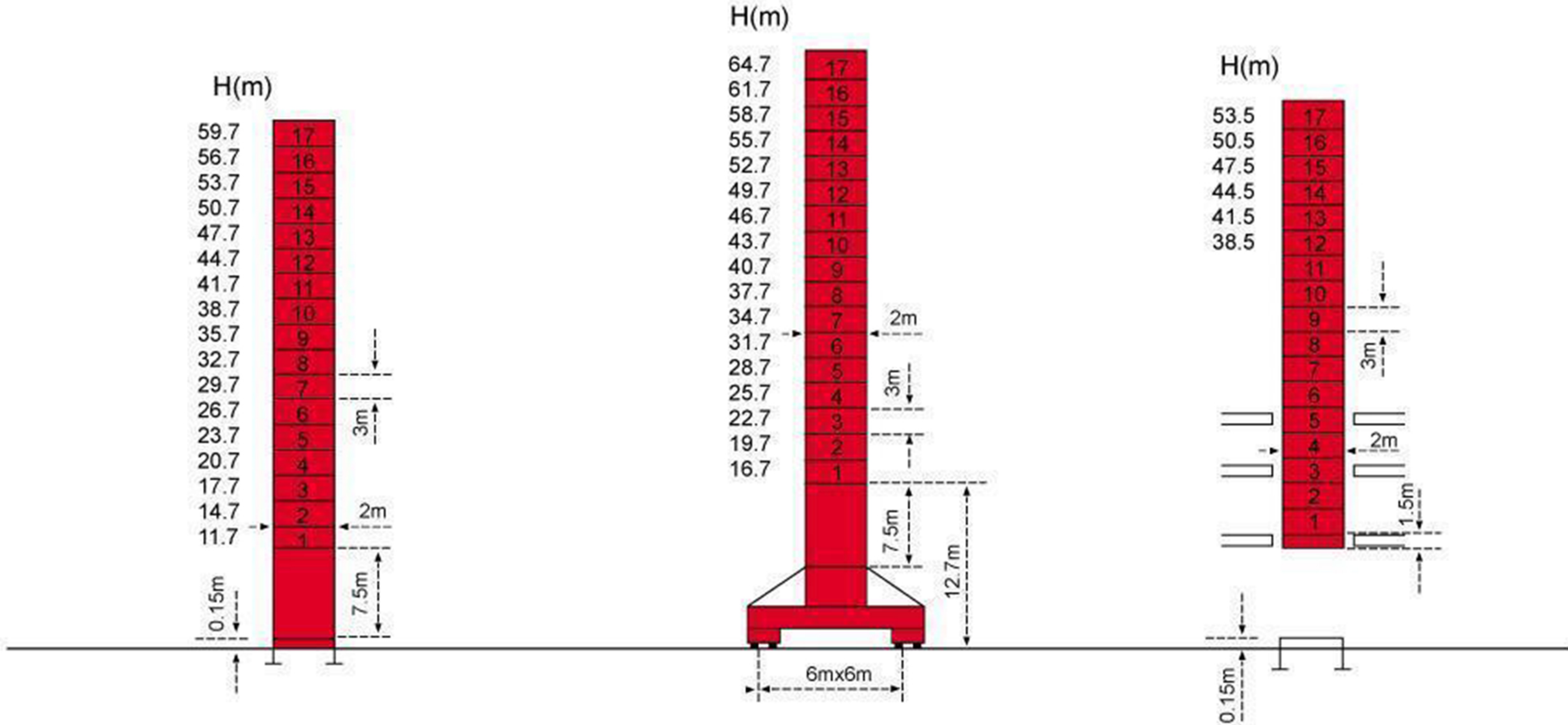
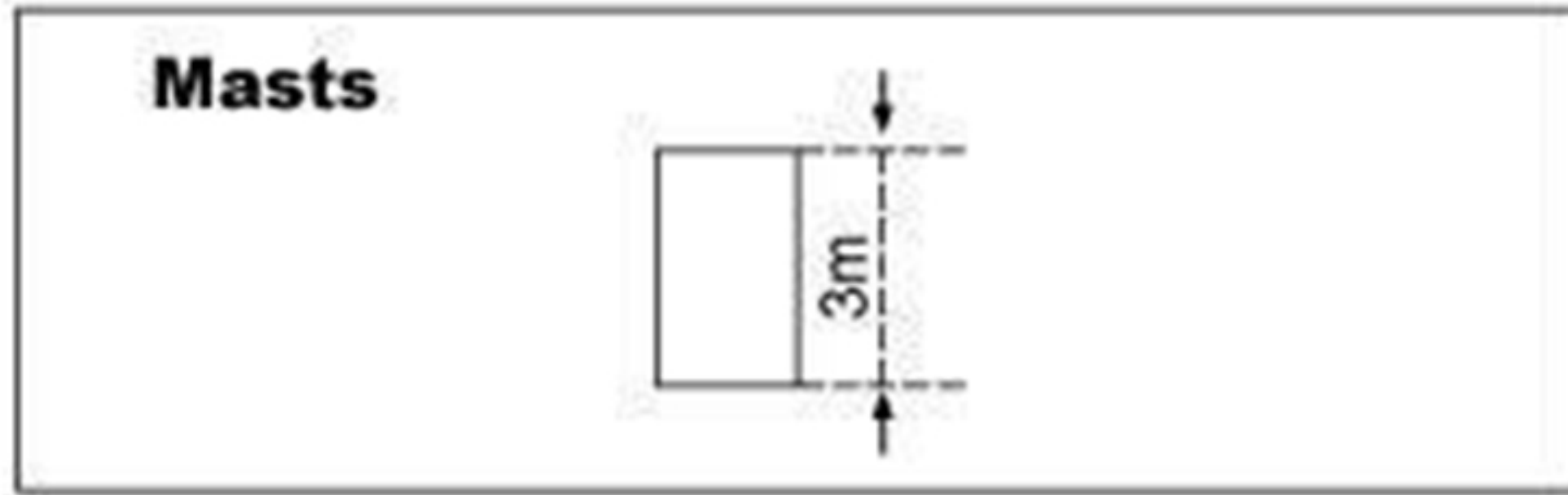



TOWERWORK LS200 55



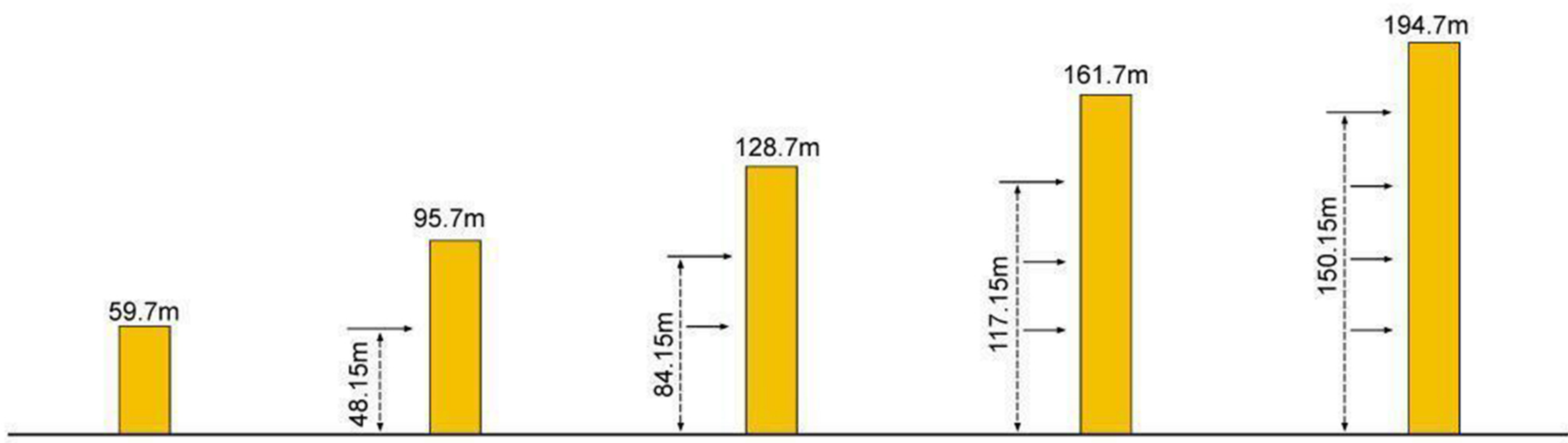
TOWERWORK LS200 55








R	2.5-13.4	16	18	20	22	24	26	28	30	32	34	36	38	40	42	44	48	50	52	55	
Q	a=4	10000	8842	7770	6912	6210	5625	5131	4707	4339	4017	3734	3481	3256	3053	2869	2702	2549	2281	2162	2000
Q	a=2	5000	5000	5000	5000	5000	5000	5000	4787	4419	4097	3814	3561	3336	3133	2949	2782	2629	2361	2242	2080



R	2.5-13.4	16	18	20	22	24	26	28	30	32	34	36	39	42	44	46	48	50	
Q	a=4	10000	8902	7823	6960	6254	5666	5168	4741	4371	4047	3762	3508	3176	2892	2724	2570	2429	2300
Q	a=2	5000	5000	5000	5000	5000	5000	5000	4821	4451	4128	3842	3558	3256	2972	2804	2650	2506	2380



			m/min	t	m/min	t		hp	kw
Hoisting		55RCS25L	0 ⇒ 42	5	0 ⇒ 21	10	500	53.3	41
			0 ⇒ 85	2.5	0 ⇒ 42	5			
Trolleying		BX50			10/30/60		1.36-5.03-6.75	1-3.7-5	
Slewing		JL207			0 ⇒ 8 r/min		2x75N.m		
Travelling					20		4x5	4x3.7	

Mains supply	CEI 38 IEC 38	400V(+6%-10%)50HZ
Necessary electric power		63.4kw
Generator set		

TOWERWORK LS200 55

Hoisting Device

It adopts three-speed motor device to realize running a low speed while heavy loading and running at high speed while light loading.

It adopts hydraulic pushing bar brake to make the brake is always on braking position when the lifting device does not work. It has higher safety.

Slewing Gear

It adopts hydraulic coupler for transmission. Its work is steady and reliable.

When it rotates, there is no shaking or swing.

It can rotate with wind.

Trolleying Device

It adopts electromagnetic disk type brake.

Its running speed is high.

Its running is steady and reliable.

Standard Structure

The surface of the steel material is pre-treated.

The removal of gravitation is treated.

It adopts large plasma cutting.

It adopts auto welding.

Jack-up Device

It adopts outer side hydraulic jack-up

Its safety is higher.

Its lifting and falling is convenient and smooth.

Electric Elements

The electrical equipment adopts central control. It can automatically detect troubles, such as hitting by mistaken operation, overloading and surpass scale work, and send corresponding alarm of sound and light.

It adopts Schneider product.

Its overloading capacity is strong and its steadiness is good.