

PK 74002

Performance

PALFINGER CRANE



HEAVY DUTY CRANE FOR EXPERTS



KTL
protected

**Paltronic
50**
controlled

RRC
Radio Remote Control
operated

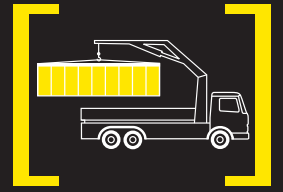
ISC
Integrated Stability Control
monitored

AOS
Active Oscillation Suppression
inside

DPS
Dual Power System
activated

A STEP ABOVE IN HIGH-TECH

The PK 74002 *Performance* combines all the advantages of a PALFINGER heavy duty crane in this one model: high strength, fine grained steel guarantees a low deadweight, while the innovative crane technology from PALFINGER ensures enormous lifting capacity. The various optional features such as DPS (Dual Power System) and POWER LINK PLUS open up a whole range of job applications. Thanks to a very convincing overall package, any operator can overcome even the most difficult of lifting activities.



HIGHLY VERSATILE



Advanced Package

- HPLS
- Oil cooler installed
- Radio remote control
- Capacity display on control console
- PALTRONIC 50



Load holding valves

They prevent the crane booms from dropping and are fitted as standard on the slewing system and on the main boom cylinder, the extension boom cylinders, and the swivel cylinder. The valves are positioned in such a way that they are protected from being damaged.



Control valve

In combination with the radio remote control system the load sensing proportional valve enables the crane to be adjusted very slightly.

Additional fly jibs

To extend the range of applications of the PK 74002 Performance, additional fly jibs are available in several designs and for various boom versions.



AOS

The Active Oscillation Suppression system, which is available exclusively from PALFINGER, compensates for jolts and sharp stress cycles caused by crane operation. As oscillations are eradicated, the crane can work with pin-point accuracy, much more quickly and therefore more cost-efficiently.

Endless slewing mechanism

The endless slewing mechanism fitted as standard together with the slewing ring permits an unrestricted radius of action. As a result the crane works much more quickly and cost-efficiently.



MAXIMUM POWER AND PRECISION



Hose equipment for accessories

This option provides the oil supply for accessories. The hoses are routed in compact troughs and plastic link chains. Optimal protection is achieved.



Functional Design

- Cover for the control valve area
- Covering for the hoses behind the crane column
- Outrigger system with internally routed hydraulic hoses

POWER LINK PLUS

This knuckle boom specially developed by PALFINGER which can be angled upwards stands out by virtue of excellent movement geometry. Even in the tightest spaces difficult crane jobs can be carried out without any problems.

Return oil utilisation

The high speed of the extension system is impressive. It results from the return oil utilisation, which is installed as standard, along with generously dimensioned hydraulic lines. This makes for increased efficiency in any type of application!

KTL – the cathodic dip painting

The shot-blasted crane parts are covered in zinc phosphate in an immersion process and coated electrostatically. The subsequent two-component top coating of paint provides a surface protection which in the past was usually only found in the automotive industry.



Outrigger system

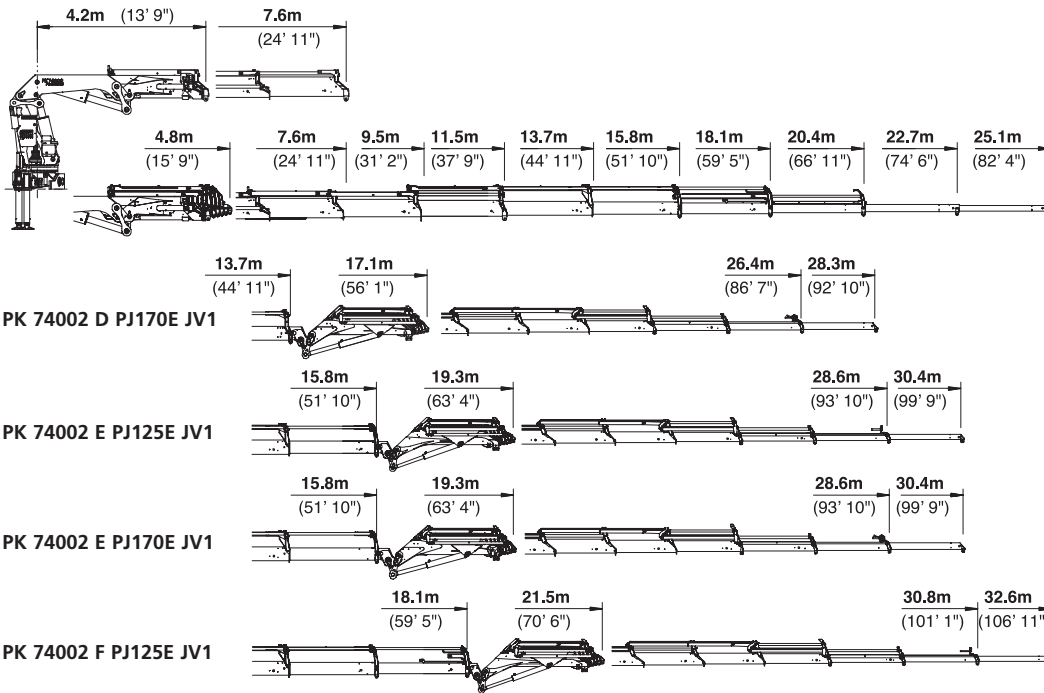
The standard 8.6 m (28' 3") outriggers ensure good stability. Upon request the crane can be supplied with patented stabilizer cylinders which can be swivelled up hydraulically 180°. Control valves for the crane stabilizer and the auxiliary stabilizer functions are mounted on the base as standard.

Integration of the base frame (optional)

The direct integration of the base frame into the supporting frame gives the crane a low overall height.

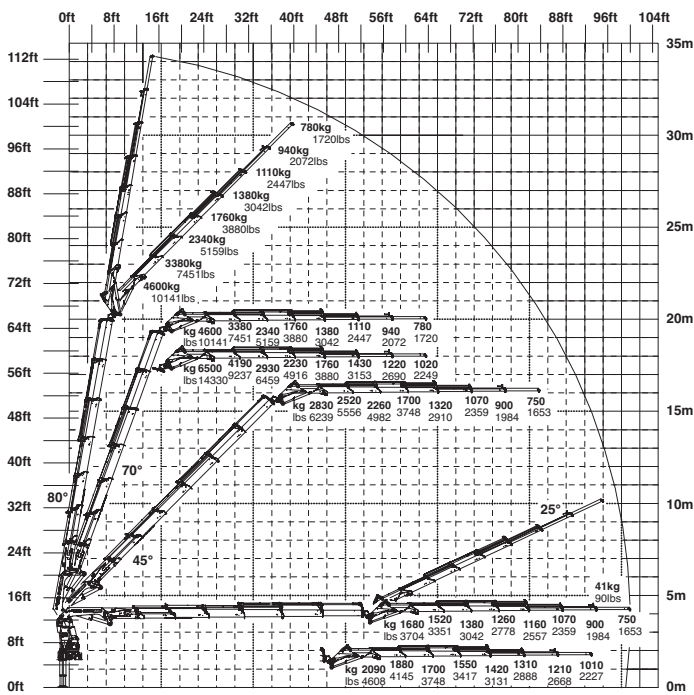


IDEAL MOVEMENT GEOMETRY

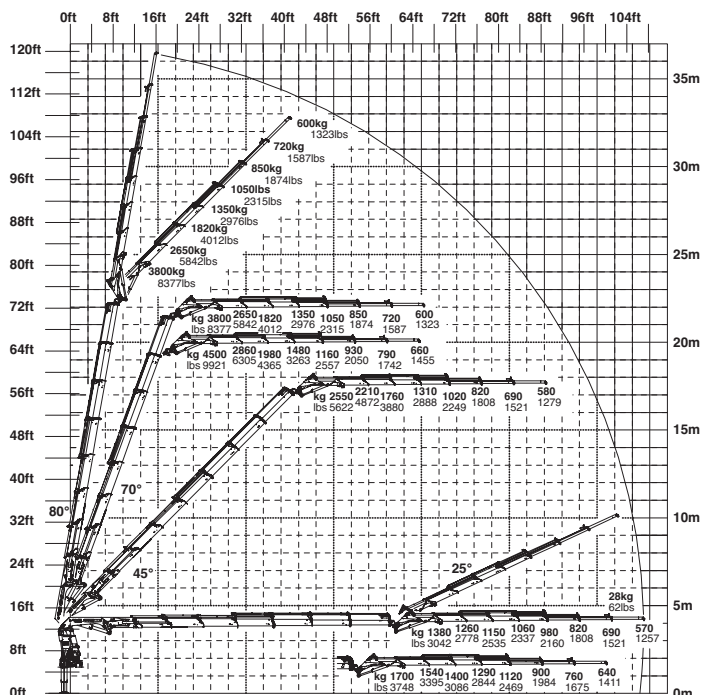


PK 74002 Performance

E PJ170E JV1 DPS PLUS

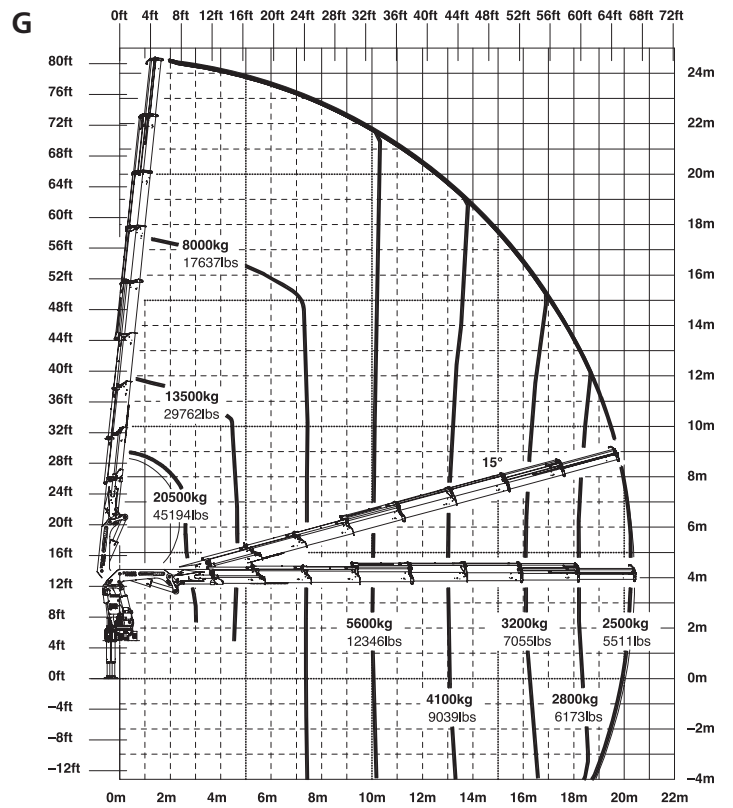
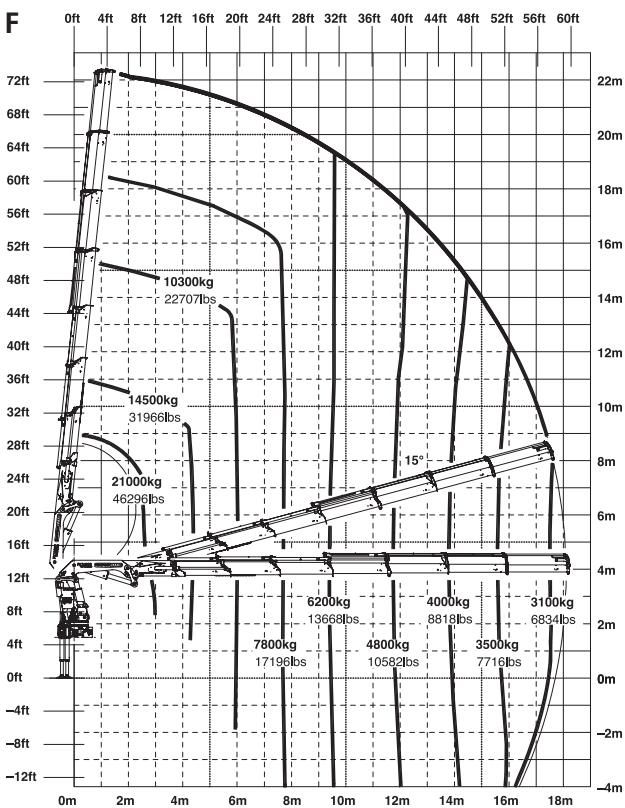
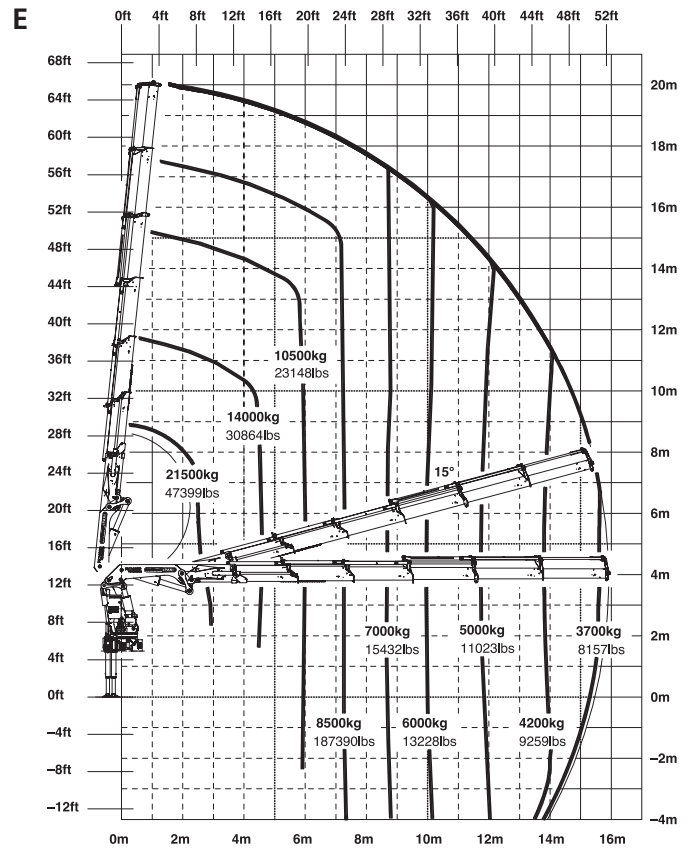
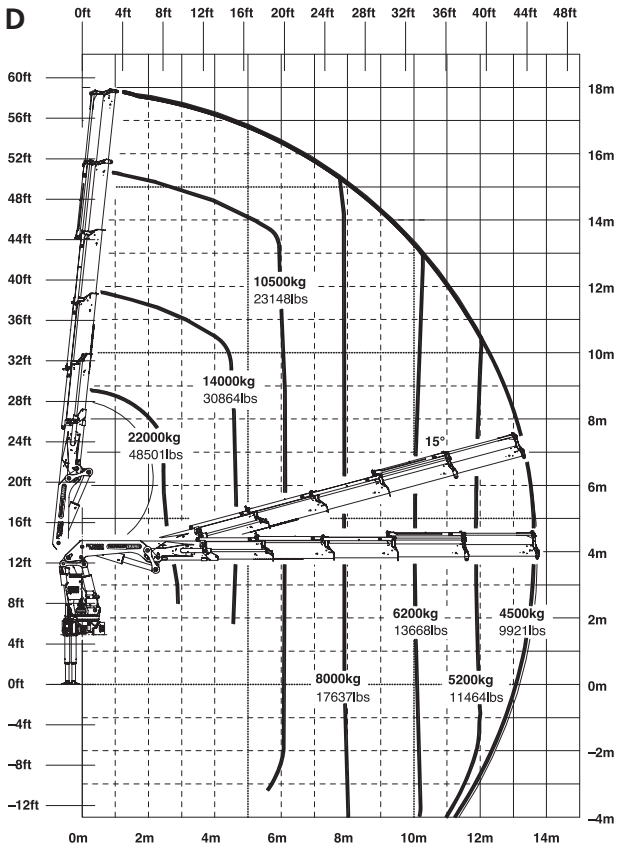


F PJ125E JV1 DPS PLUS



ENORMOUS OUTREACH

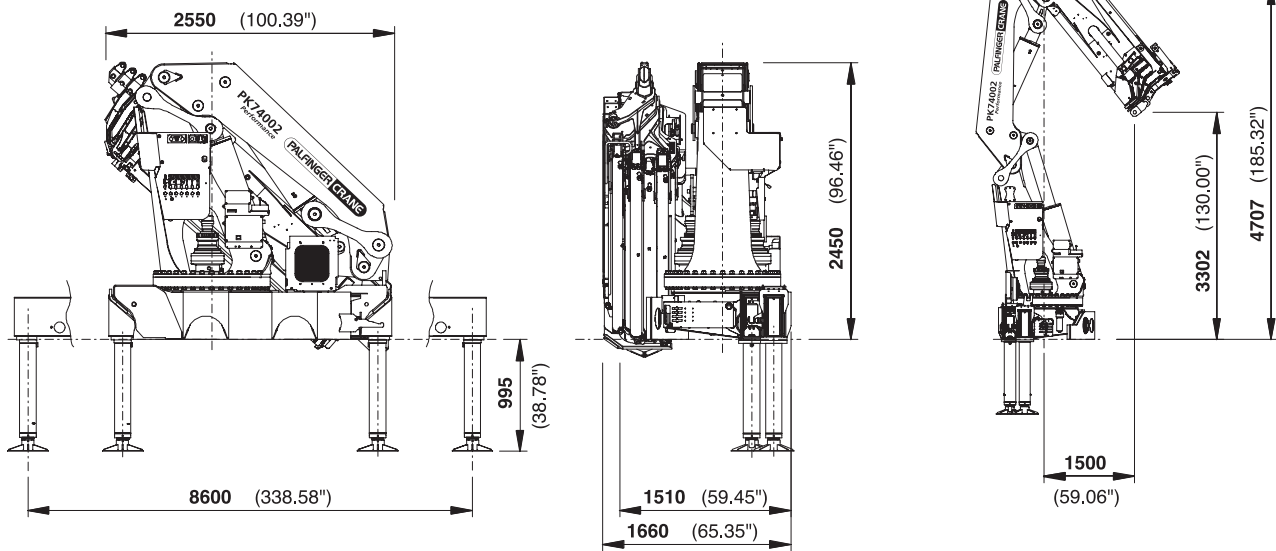
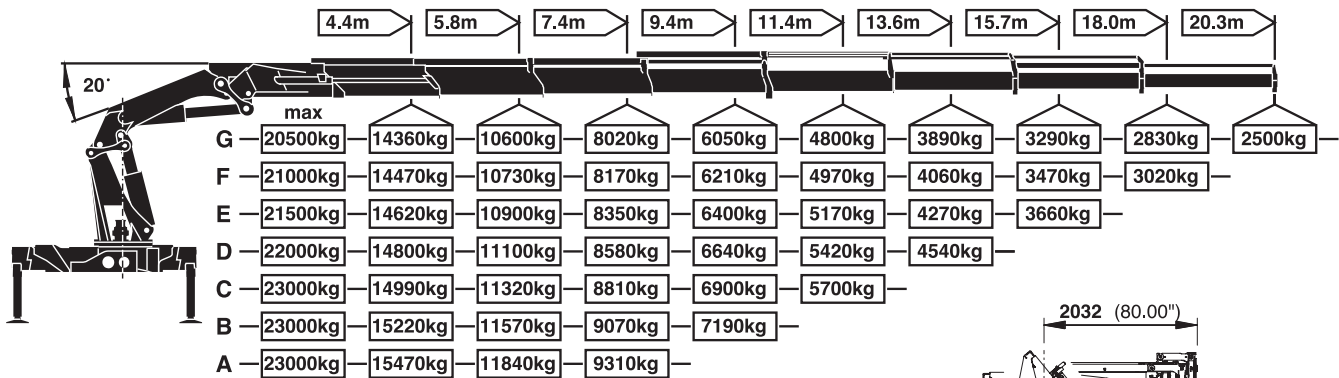
PK 74002 Performance



The outreaches stated are with a boom angle of 20° and are therefore not the maximum.

POWERFUL AND RELIABLE

Max. lifting moment



PK 74002 Performance		
Technical Specifications (EN 12999 H1-B3)		
Max. lifting moment	70.1 mt/688.0 kNm	507440 ft.lbs
Max. lifting capacity	23000 kg/225.6 kN	50710 lbs
Max. hydraulic outreach	20.4 m	66' 11"
Max. outreach	25.1 m	82' 4"
Max. outreach (with fly-jib)	32.6 m	106' 11"
Slewing angle	endless	
Slewing torque with 1 gear	4.5 mt/44.1 kNm	32530 ft.lbs
with 2 gears	7.0 mt/68.7 kNm	50670 ft.lbs

PK 74002 A Performance		
Standard crane		
Outreach	7.6 m	24' 11"
Stabilizer spread standard	8.6 m	28' 3"
Fitting space required	min. 1.51 m/4' 11" max. 1.66 m/5' 5"	
Width folded	2.55 m	8' 4"
Max. operating pressure	350 bar	5075 psi
Recommended pump capacity RC, LC-system	from 80 l/min 17.6 imp.gal/min 21.1 US gal./min to 100 l/min 22.0 imp.gal/min 26.4 US gal./min	
Dead weight standard crane	5755 kg	12690 lbs

Applications shown in the leaflet do not always correspond to the standard specifications. Design and specification are subject to change without prior notice.



Dimensions may vary. Subject to technical changes, errors and translation mistakes. *) Optional features

KP-PK74002M2+E, 06/09

www.palfinger.com