

A4 EN 14439 - C50 - D50

## TOWER CONFIGURATION - REACTIONS

CONFIGURAZIONE TORRE - REAZIONI / CONFIGURATION TOUR - RÉACTIONS / TORRE DE CONFIGURACIÓN - REACCIONES / КОНФИГУРАЦИЯ БАШНИ — РЕАКЦИИ

### EN 14439 - C50

#### ▣ 1,0 m L 2,8 m - A

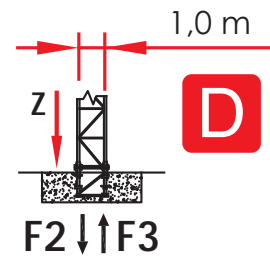
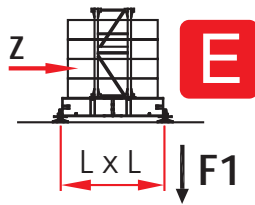
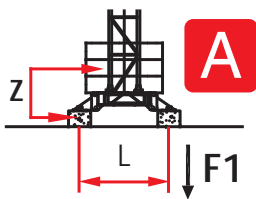
	H (m)	Z(t)	F1(kN)
-	-	-	-
-	-	-	-
6,0 m	29.9	48.0	378
6,0 m	23.9	40.0	250
6,0 m	17.9	36.0	226
6,0 m	11.9	32.0	202

#### ▣ 1,0 m L 2,8 m - E

	H (m)	Z(t)	F1(kN)
-	-	-	-
-	-	-	-
6,0 m	29.5	48.0	365
6,0 m	23.5	40.0	249
6,0 m	17.5	36.0	225
6,0 m	11.5	32.0	202

#### ▣ 1,0 m - D

	H (m)	Z(t)	F1(kN)
-	-	-	-
-	-	-	-
6,0 m	28.9	513	468
6,0 m	22.9	375	319
6,0 m	16.9	331	279
6,0 m	10.9	298	249



Comply with the specified ballast / Attenersi alla zavorra indicata / S'en tenir au lest indiqué / Spagnolo / Соблюдать указанный балласт

## TOWER CONFIGURATION - REACTIONS

CONFIGURAZIONE TORRE - REAZIONI / CONFIGURATION TOUR - RÉACTIONS / TORRE DE CONFIGURACIÓN - REACCIONES / КОНФИГУРАЦИЯ БАШНИ - РЕАКЦИИ

### EN 14439 - D50

#### 1,0 m L 2,8 m - A

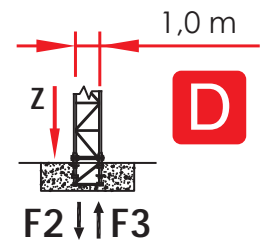
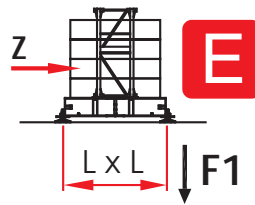
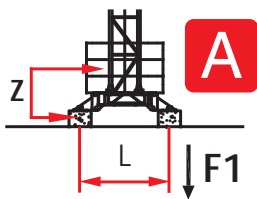
	H (m)	Z(t)	F1(kN)
-	-	-	-
-	-	-	-
2,4 m	26.3	48.0	400
6,0 m	23.9	40.0	322
6,0 m	17.9	36.0	226
6,0 m	11.9	32.0	202

#### 1,0 m L 2,8 m - E

	H (m)	Z(t)	F1(kN)
-	-	-	-
-	-	-	-
2,4 m	25.9	48.0	385
6,0 m	23.5	40.0	309
6,0 m	17.5	36.0	225
6,0 m	11.5	32.0	202

#### 1,0 m - D

	H (m)	Z(t)	F1(kN)
-	-	-	-
-	-	-	-
2,4 m	25.3	520	478
6,0 m	22.9	422	381
6,0 m	16.9	331	279
6,0 m	10.9	298	249



Comply with the specified ballast / Attenersi alla zavorra indicata / S'en tenir au lest indiqué / Spagnolo / Соблюдать указанный балласт

## LOAD DIAGRAMS 2.0 T

DIAGRAMMA DI PORTATA / DIAGRAMME DE CHARGE UTILE / CURVAS DE CARGA /  
 ДИАГРАММА ГРУЗОПОДЪЕМНОСТИ

### 2.000 Kg

JIB	17.0	23.0	28.5	35.0
1,5 ▶	17.0	22.0	22.0	21.0
6	2000	2000	2000	2000
8	2000	2000	2000	2000
10	2000	2000	2000	2000
12	2000	2000	2000	2000
14	2000	2000	2000	2000
15	2000	2000	2000	2000
16	2000	2000	2000	2000
17	1925	2000	2000	2000
18		2000	2000	2000
20		2000	2000	2000
22		1914	1969	1834
23			1875	1748
24			1791	1669
26			1643	1528
28,5			1485	1382
30				1306
32				1215
34				1136
35				1100



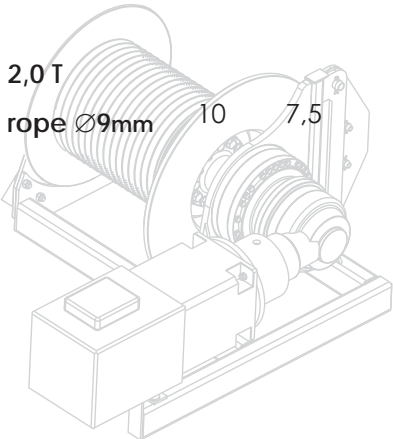
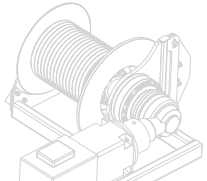


**ULTRALIFT** \_ALL INTERMEDIATE LOADS ARE DECREASED OF 10% IF THE CRANE IS NOT EQUIPPED WITH ULTRALIFT CONTROL / SENZA IL SISTEMA ULTRALIFT TUTTE LE PORTATE INTERMEDIE DIMINUISCONO IL CARICO DEL 10% / LES CHARGES INTERMEDIARES SONT DIMINUÉES DE 10% SI LA GRUE N'EST PAS ÉQUIPÉ D'UN CONTROLE ULTRALIFT / SIN EL SISTEMA ULTRALIFT LOS MISURA INTERMEDIOS DISMINUIR EL CARICO DEL 10% / БЕЗ ULTRALIFT ПРОМЕЖУТОЧНОЙ УМЕНЬШАЕТСЯ НА 10% НАГРУЗКИ.

## HOISTING WINCH INVERTER - PERFORMANCES

MECCANISMI / MÉCANISMES / MECANISMOS / МЕХАНИЗМЫ

400 VOLT  $\pm$  5% - 50Hz \_DIRECTIVE 14/12 - 2005/88/CE

HOISTING WINCH	POWER POTENZA	ROPE FUNE	STEP MARCIA	LOAD CARICO	SPEED VELOCITÀ	LOAD CARICO	SPEED VELOCITÀ
ARGANO	CV- ch Ps-hp	m.		Kg.	 m/min.	Kg.	 m/min.
 <p>2,0T rope <math>\varnothing</math>9mm</p>	10	7,5	130	1	2000	4,3	
				2	2000	17,5	
				3	1000	35	
				4 (*)	0 - 100	40	
							7.5 kW








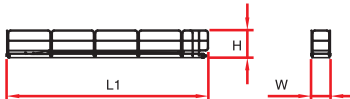
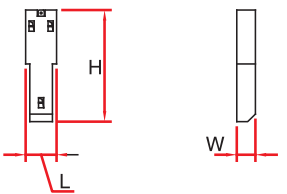
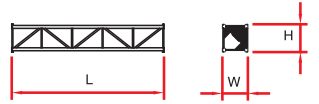

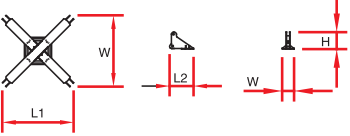


ABSORPTIONS / ASSORBIMENTI

9.4 kW

	SLEWING	0,38 / 0,71 / 1,02	min <sup>-1</sup>	2,9	kW	(*) SPEED AUTOMATICALLY CONTROLLED BY A CURRENT SENSOR / VELOCITÀ REGOLATA AUTOMATICAMENTE DA SENSORE DI CORRENTE / VITESSE RÉGLÉE AUTOMATIQUEMENT PAR CAPTEUR DE COURANT / ACELERAR CONTROLADO AUTOMÁTICAMENTE POR UN SENSOR DE CORRIENTE / СКОРОСТЬ АВТОМАТИЧЕСКИ РЕГУЛИРУЕТСЯ ДАТЧИКОМ ТОКА
	TROLLEY	16,0 / 45,0 / 63,0	m/min	1,4	kW	
	TRAVELLING	-	m/min	-	kW	


## PACKING LIST

LISTA DEI COLLI / LISTE DE COLISAGE / LISTA DE CONTENIDO / ВЕС И ГАБАРИТНЫЕ РАЗМЕРЫ

DENOMINAZIONE DESCRIPTION	POS. ITEM	PEZZI PIECES	DRAWING DISEGNO	DIMENSIONI mm			PESO Kg		
				L	W	H	UNIT	TOTAL	
JIB ELEMENT / ELEMENTO DI FRECCIA ELÈMENT DE FLÈCHE / ELEMENTO DE FLECHA / элемент стрелка	1	n. 1		6,175	0,820	1,300	735	-	
		n. 2		6,000	0,790	1,200	377	-	
		n. 3		5,955	0,790	1,200	326	-	
		n. 4		5,905	0,790	1,200	280	-	
		n. 5		5,885	0,790	1,200	255	-	
		n. 6		5,810	0,790	1,200	240	-	
COUNTERJIB-TOURNABLE, HOISTING WINCH, ELECTRICAL BOX, A FRAME / CONTROFRECCIA-GIREVOLE, ARGANO, QUADRO ELETR., CUSPIDE / CONTREFLÈCHE TOURNANTE, TREUIL DE LEVAGE, ARMOIRE ELECTRIQUE, POINTE / CONTRAFLECHA GIRATORIA, CABRESTANTE ELEVACION, CUADRO ELÈCTRICO, CÚSPIDE / ПОВОРОТ, КОНТРСТРЕЛА, ПОДЪЕМ, ЛЕБЕДКА, ЭЛЕКТРОЩИТ, ШПИЛЬ. EXTERNAL COUNTERJIB / CONTROFRECCIA ESTERNA / CONTREFLÈCHE EXTÈRIEURE / CONTRAFLECHA EXTERNO / Наружный элемент контрстрелы	1	2		L 2	3,75	1,995	1,70	1785	-
EXTERNAL COUNTERJIB / CONTROFRECCIA ESTERNA / CONTREFLÈCHE EXTÈRIEURE / CONTRAFLECHA EXTERNO / Наружный элемент контрстрелы	1	1		L 1	9,050	0,875	1,260	900	-
COUNTERWEIGHT BLOCKS / BLOCCHI DI CONTRAPPESO / CONTRE-POIDS / BLOQUES DECONTRAPESO / блоки противовеса	3	1		A36	0,640	0,310	2,145	780	-
		5		B36	0,640	0,235	2,145	605	3025
TOWER ELEMENT / ELEMENTO DI TORRE ELÈMENT DE MATURE / ELEMENTO DE TORRE / башенный элемент	4	1		6,000	1,110	1,110	853	-	
COMPLETE BASE / BASE COMPLETA CHASSIS DE BASE / BASE COMPLETA / башенный элемент	5	1		L 1	2,400	2,400	0,560	1100	-
		4		L 2	0,800	0,400	0,570	95	380
CONCRETE PAD / BLOCCO DI APPOGGIO / SABOT EN BÈTON / BLOQUE DE APOYO / опорный блок	7	1		2,400	0,450	0,450	1000	-	
BASE BALLAST BLOCK / BLOCCO DI ZAVORRA / LEST DE BASE / BLOQUE DE LASTRE / блок балласта	8	1		2,400	0,700	0,520	2000	-	

---

NOTE



[ MRT 36 \_REV. \_0413 ] ADL / TECHNICAL DEPARTEMENT

---

THE DATA OBJECT OF THESE SHEETS ARE SUBJECT TO CHANGE WITHOUT PRIOR NOTICE / I DATI OGGETTO DELLE PRESENTI SCHEDE POTREBBERO SUBIRE MODIFICHE SENZA PREAVVISO / LES INFORMATIONS DONNÉES DANS LES PRÉSENTES FICHES POURRAIENT SUBIR DES MODIFICATIONS SANS PRÉAVIS / LOS DATOS CONTENIDOS EN ESTE FORMULARIO ESTÁN SUJETAS A CAMBIOS SIN PREVIO AVISO / ДАННЫЕ, УКАЗАННЫЕ В НАСТОЯЩИХ СПЕЦИФИКАЦИЯХ, МОГУТ ИЗМЕНЯТЬСЯ БЕЗ ПРЕДВАРИТЕЛЬНОГО ПРЕДУПРЕЖДЕНИЯ.