

FLAT TOP TOWER CRANE














**Specifications:**

- ▶ Max jib length: 213.3 ft
- ▶ Capacity at max length: 3,197 lbs
- ▶ Max capacity: 13,228 lbs

WORKS FOR YOU.™

KEY

Zeichenerklärung · Légende · Leyenda · Legenda

	Hoisting · Heben · Levage · Elevación · Sollevamento
	Trolleying · Katzfahren · Distribution · Distribución · Traslazione carrello
	Slewing · Schwenken · Orientation · Orientació · Rotazione
	Travelling · Schienenfahren · Translation · Traslación · Traslazione
	Directive on noise level · Richtlinie für den Schall-Leistungspegel · Directive sur le niveau acoustique · Directiva sobre el nivel acustico · Direttiva sul livello acustico
	Consult us · Auf Anfrage · Nous consulter · Consultarnos · Consultateci
	Power requirements · Geforderte Stromstärke · Puissance totale nécessaire · Potencia necesaria · Potenza totale richiesta
	Power supply · Stromversorgung · Alimentation · Alimentación · Alimentazione
	In service · In Betrieb · En service · En servicio · In servizio
	Out of service · Außer Betrieb · Hors service · Fuera de servicio · Fuori servizio
	Max. under hook height · Höchste Hakenhöhe · Hauteur maxi. sous crochet · Maxima altura bajo gancho · Altezza max. sotto gancho
	Without load, without ballast, max. jib and max. height · Ohne Last und Ballast, mit Maximalausleger und Maximalhöhe · A vide, sans lest, avec flèche et hauteur maximum · Sin carga, sin lastre, con pluma y altura máxima · A vuoto, senza zavorra, braccio max., altezza max.
	Counterweight · Gegengewicht · Lest de contre-flèche · Lastre de contra flecha · Zavorra controbraccio
C25	FEM 1004 Out of service wind condition · FEM 1004 Windverhältnisse im Außerbetriebszustand · FEM 1004 Conditions de vent hors service · FEM 1004 Condiciones de viento fuera de servicio · FEM 1004 Condizioni del vento in fuori servizio

CONTENTS

CTT 161A-6 TS

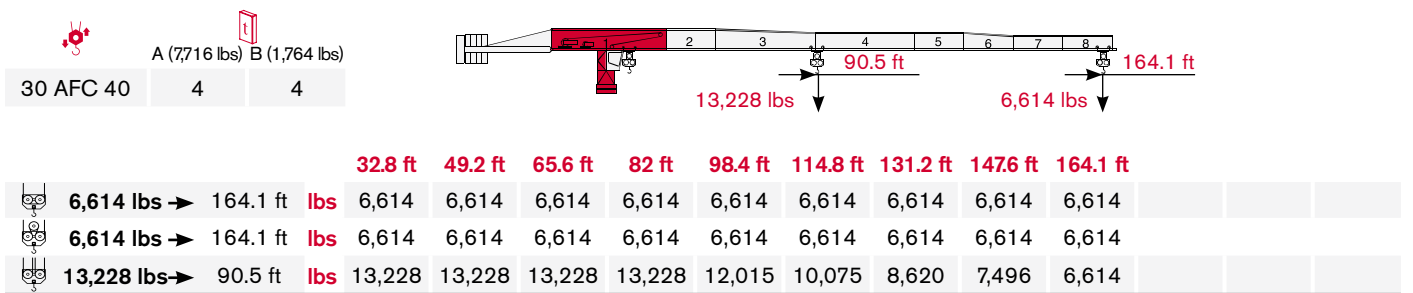
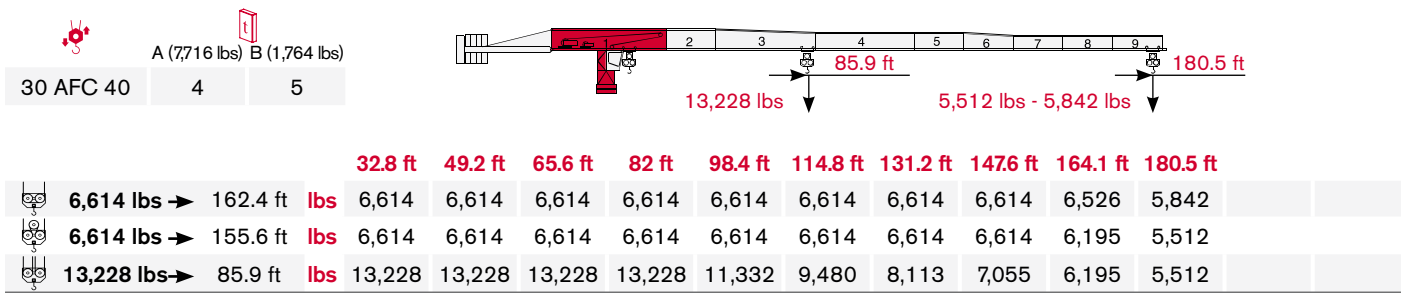
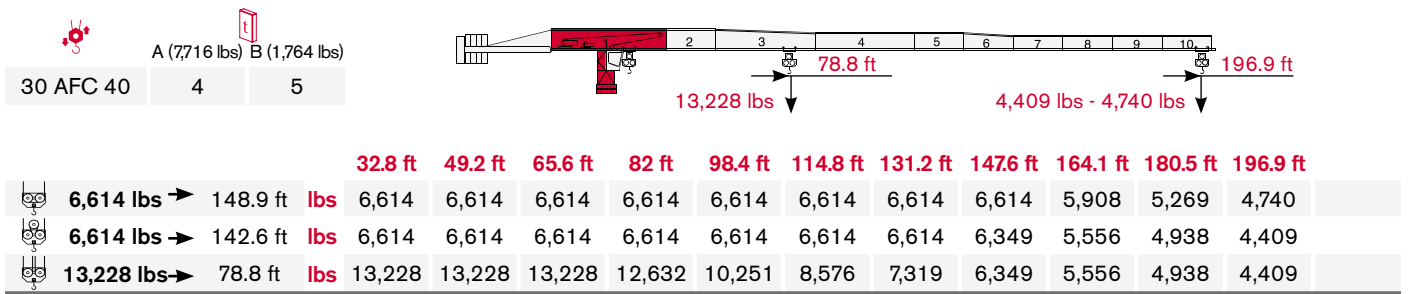
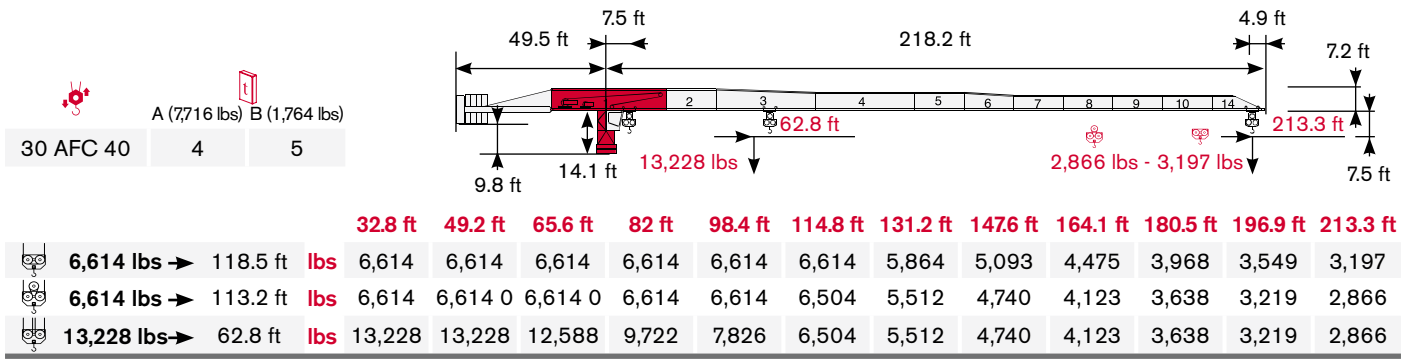
Inhalt · Contenu · Contenido · Indice

Page · Seite · Page · Pàgina · Pagina:


Load Diagram · Lastkurven · Courbes de charges · Curvas de cargas · Diagramma di portata	4
Tower · Turm · Tour · Torre · Torre	6
Other configurations · Aufstellmöglichkeiten · Autres Implantations	
Otras Implantaciones · Altre Installazioni	10
Mechanisms · Antriebe · Mécanismes · Mecanismos · Meccanismi	11
Transportation · Transport · Transportation · Transportation · Trasporto	13

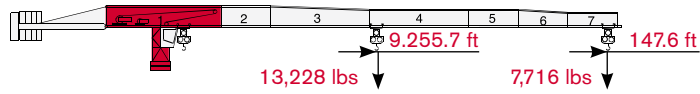
LOAD DIAGRAM

Lastkurven · Courbes de charges · Curvas de cargas · Diagramma di portata




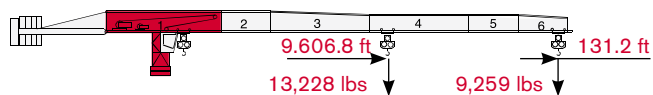
CTT 161A-6 TS

	A (7,716 lbs)	B (1,764 lbs)
30 AFC 40	4	3




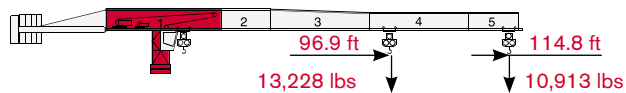
			32.8 ft	49.2 ft	65.6 ft	82 ft	98.4 ft	114.8 ft	131.2 ft	147.6 ft				
	6,614 lbs →	147.6 ft	lbs	6,614	6,614	6,614	6,614	6,614	6,614	6,614				
	6,614 lbs →	147.6 ft	lbs	6,614	6,614	6,614	6,614	6,614	6,614	6,614				
	13,228 lbs →	92.6 ft	lbs	13,228	13,228	13,228	13,228	12,346	10,340	8,863	7,716			

	A (7,716 lbs)	B (1,764 lbs)
30 AFC 40	3	5




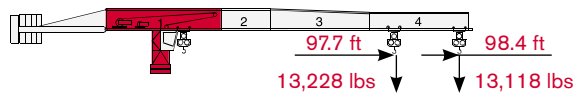
			32.8 ft	49.2 ft	65.6 ft	82 ft	98.4 ft	114.8 ft	131.2 ft				
	6,614 lbs →	131.2 ft	lbs	6,614	6,614	6,614	6,614	6,614	6,614				
	6,614 lbs →	131.2 ft	lbs	6,614	6,614	6,614	6,614	6,614	6,614				
	13,228 lbs →	96.1 ft	lbs	13,228	13,228	13,228	13,228	12,875	10,803	9,259			

	A (7,716 lbs)	B (1,764 lbs)
30 AFC 40	3	3



			32.8 ft	49.2 ft	65.6 ft	82 ft	98.4 ft	114.8 ft				
	6,614 lbs →	114.8 ft	lbs	6,614	6,614	6,614	6,614	6,614				
	6,614 lbs →	114.8 ft	lbs	6,614	6,614	6,614	6,614	6,614				
	13,228 lbs →	96.9 ft	lbs	13,228	13,228	13,228	13,228	13,007	10,913			

	A (7,716 lbs)	B (1,764 lbs)
30 AFC 40	3	2



			32.8 ft	49.2 ft	65.6 ft	82 ft	98.4 ft				
	6,614 lbs →	98.4 ft	lbs	6,614	6,614	6,614	6,614				
	6,614 lbs →	98.4 ft	lbs	6,614	6,614	6,614	6,614				
	13,228 lbs →	97.7 ft	lbs	13,228	13,228	13,228	13,228	13,118			

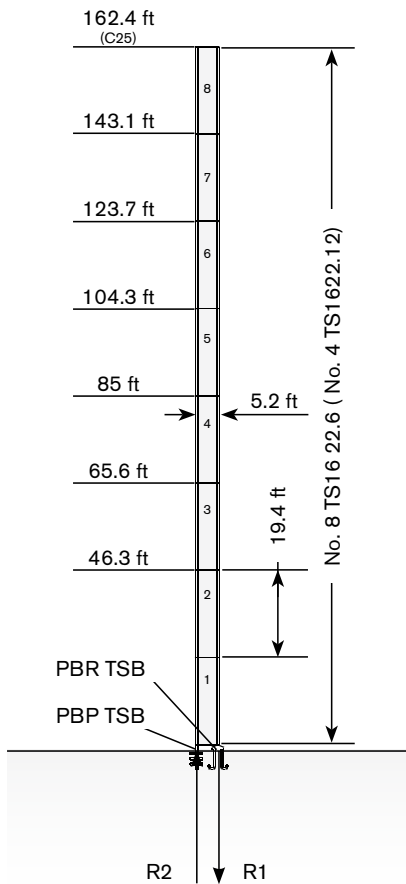
TOWER

Turn · Tour · Torre · Torre


Standard Configurations · Standardkonfiguration · Standard Implantations · Implantaciones Standard · Installazioni Standard

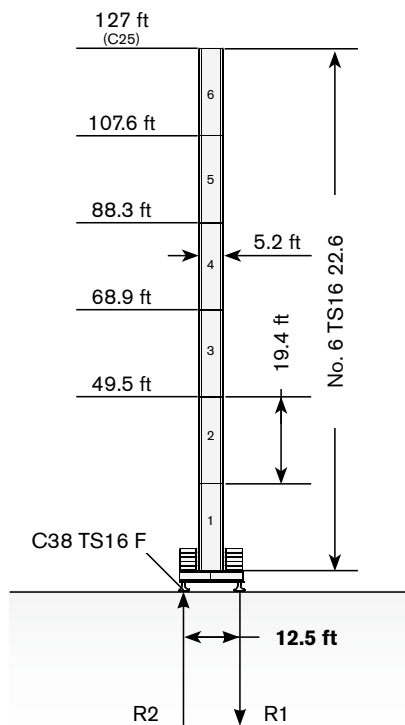
Tower: TS16 & Basement: R1

	●	◊
R1	-1630 kN	-1812 kN
R2	1340 kN	1528 kN
	390 kN	




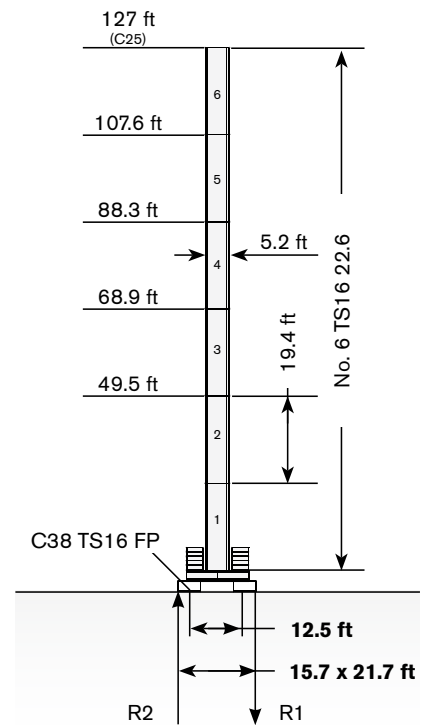
Tower: TS16 & Basement: F1

	●	◊
R1	-860 kN	-730 kN
R2	0	-49 kN
	405 kN	



Tower: TS16 & Basement: FP1


	●	◊
R1	-860 kN	-745 kN
R2	0	-64 kN
	405 kN	

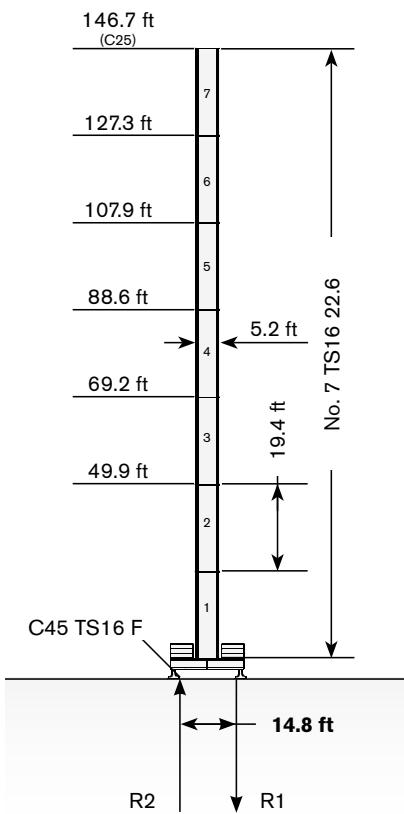


Max. under hook height · Höchste Hakenhöhe · Hauteur maxi. sous crochet · Maxima altura bajo gancho · Altezza max. sotto gancio


Different heights and tower combinations are available; please consult us · Andere Höhen und Turmkombinationen auf Anfrage · Différentes hauteurs et combinaisons de tour sont disponibles; nous consulter · Hay diferentes alturas y combinaciones de torre disponibles. Consúltanos · Altezze diverse e combinazioni di torre sono disponibili; consultateci

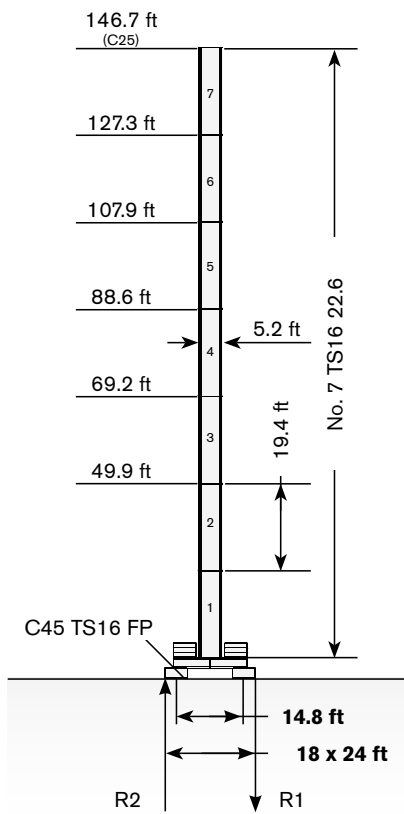
Tower: TS16 & Basement: F2

	●	◊
R1	-850 kN	-815 kN
R2	0	0
	440 kN	




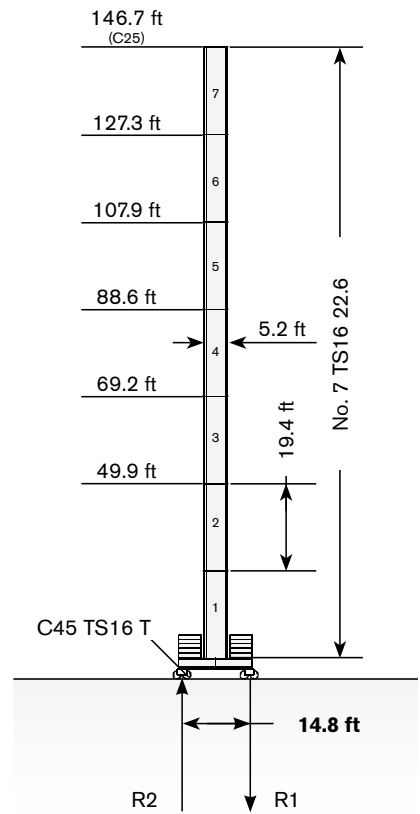
Tower: TS16 & Basement: FP2

	●	◊
R1	-850 kN	-815 kN
R2	0	0
	440 kN	



Tower: TS16 & Basement: T2

	●	◊
R1	-890 kN	-815 kN
R2	0	0
	455 kN	



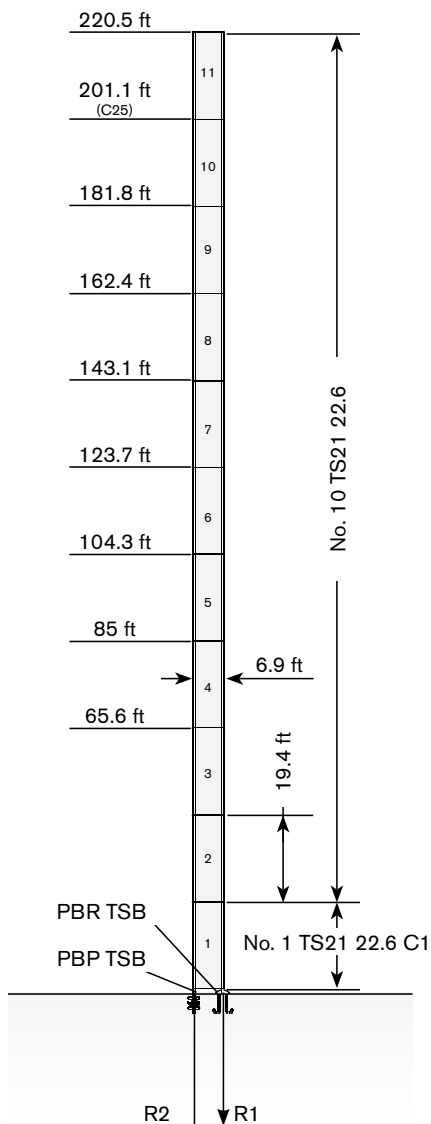
TOWER

Turn · Tour · Torre · Torre


Standard Configurations · Standardkonfiguration · Standard Implantations · Implantaciones Standard · Installazioni Standard

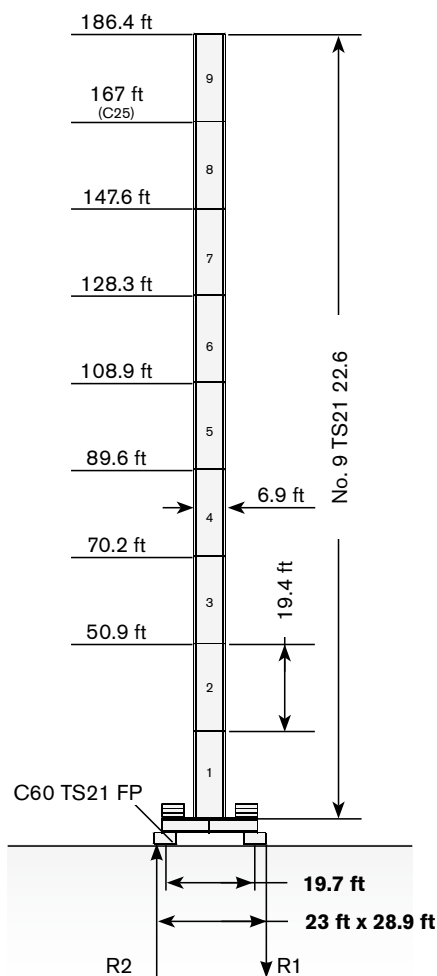
Tower: TS21 & Basement: R3

	●	◊
R1	-1420 kN	-2202 kN
R2	1090 kN	1877 kN
	465 kN	




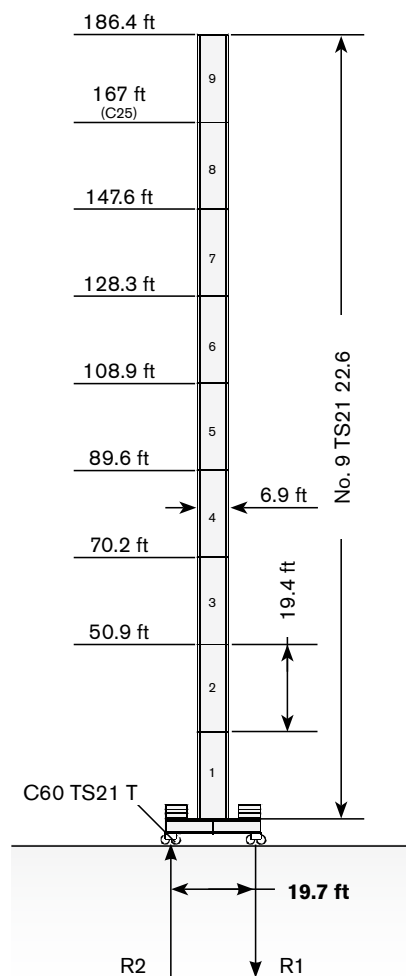
Tower: TS21 & Basement: FP3

	●	◊
R1	-860 kN	-1080 kN
R2	0	0
	545 kN	



Tower: TS21 & Basement: T3

	●	◊
R1	-860 kN	-1037 kN
R2	0	0
	545 kN	

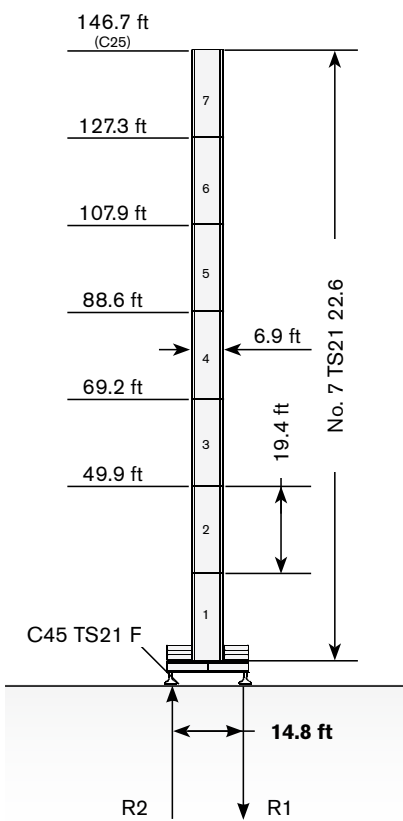


Max. under hook height · Höchste Hakenhöhe · Hauteur maxi. sous crochet · Maxima altura bajo gancho · Altezza max. sotto gancio

Different heights and tower combinations are available; please consult us · Andere Höhen und Turmkombinationen auf Anfrage · Différentes hauteurs et combinaisons de tour sont disponibles; nous consulter · Hay diferentes alturas y combinaciones de torre disponibles. Consúltenos · Altezze diverse e combinazioni di torre sono disponibili; consultateci

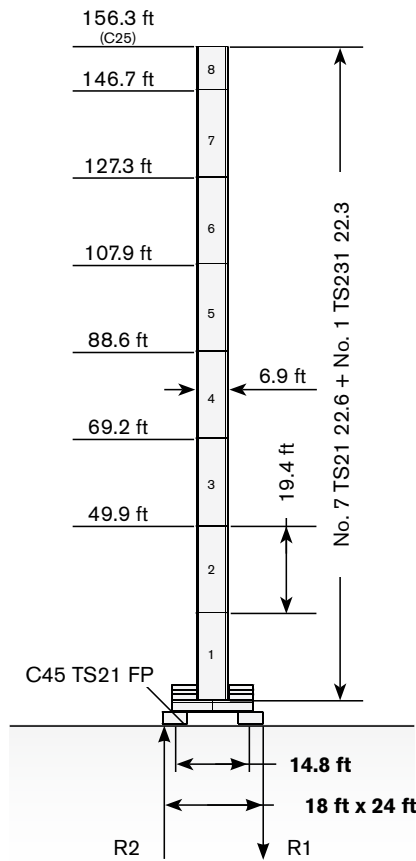
Tower: TS21 & Basement: F4

	●	◊
R1	-890 kN	-850 kN
R2	0	0
	475 kN	



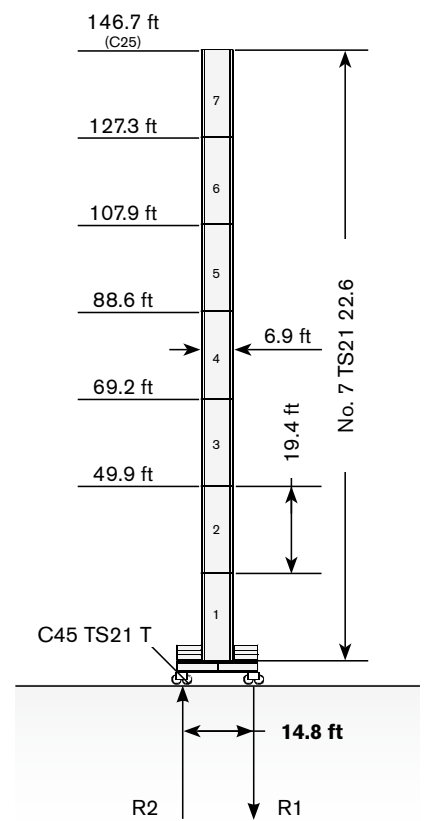
Tower: TS21 & Basement: FP4

	●	◊
R1	-890 kN	-982 kN
R2	0	0
	465 kN	



Tower: TS21 & Basement: T4

	●	◊
R1	-890 kN	-850 kN
R2	0	0
	475 kN	



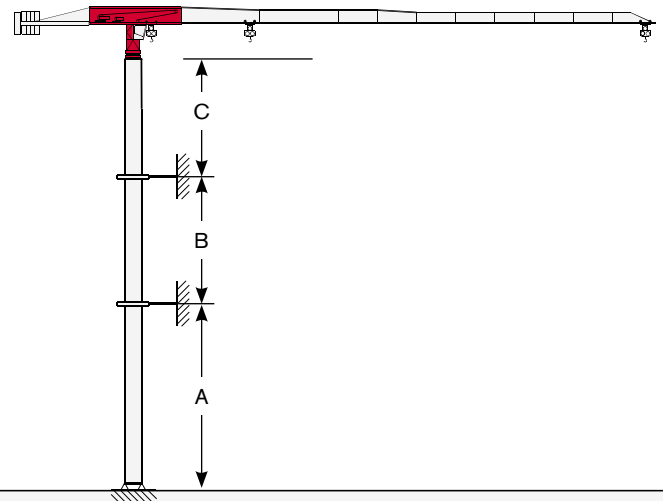
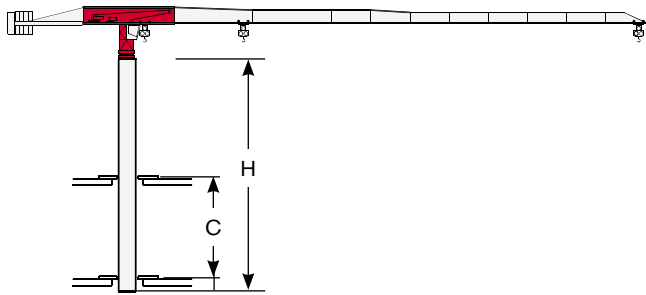
TOWER

Turn · Tour · Torre · Torre

Other configurations · Aufstellmöglichkeiten · Autres Implantations · Otras Implantaciones · Altre Installazioni

Bottom climbing crane · Kletterkran im Gebäude · Télescopage sur dalles · Telescopage grúa trepadora · Gru climbing

Crane tied to the structure · Geankerter Kran · Grue ancrée · Grúa anclada · Gru ancorata



Tower: TS16

Jib	C min/max (ft)	H min/max (ft)	Climbing System
98.4	36.1/42.7	96.8/145.2	TS16 22.6
114.8	36.1/42.7	96.8/145.2	TS16 22.6
131.2	36.1/42.7	96.8/145.2	TS16 22.6
147.6	36.1/42.7	96.8/145.2	TS16 22.6
164.1	36.1/42.7	96.8/145.2	TS16 22.6
180.5	36.1/42.7	96.8/145.2	TS16 22.6
196.9	36.1/42.7	96.8/145.2	TS16 24.6
213.3	36.1/42.7	96.8/145.2	TS16 24.6

Tower: TS16

Jib	A min/max (ft)	B min/max (ft)	C max (ft)
98.4	98.4/118.1	58.1/77.4	78.7
114.8	98.4/118.1	58.1/77.4	78.7
131.2	98.4/118.1	58.1/77.4	78.7
147.6	98.4/118.1	58.1/77.4	78.7
164.1	98.4/118.1	58.1/77.4	78.7
180.5	98.4/118.1	58.1/77.4	78.7
196.9	98.4/118.1	58.1/77.4	78.7
213.3	98.4/118.1	58.1/77.4	78.7

Tower: TS21

Jib	C min/max (ft)	H min/max (ft)
98.4	36.1/45.9	96.8/135.5
114.8	36.1/45.9	96.8/135.5
131.2	36.1/45.9	96.8/135.5
147.6	36.1/45.9	96.8/135.5
164.1	36.1/45.9	96.8/135.5
180.5	36.1/45.9	96.8/135.5
196.9	36.1/45.9	96.8/135.5
213.3	36.1/45.9	96.8/135.5

Tower: TS21






Jib	A min/max (ft)	B min/max (ft)	C max (ft)
98.4	98.4/147.6	58.1/77.4	114.8
114.8	98.4/147.6	58.1/77.4	114.8
131.2	98.4/147.6	58.1/77.4	114.8
147.6	98.4/147.6	58.1/77.4	114.8
164.1	98.4/147.6	58.1/77.4	114.8
180.5	98.4/147.6	58.1/77.4	114.8
196.9	98.4/147.6	58.1/77.4	114.8
213.3	98.4/147.6	58.1/77.4	114.8

MECHANISMS

CTT 161A-6 TS







Antriebe · Mécanismes · Mecanismos · Meccanismi

Power supply · Stromversorgung ·
Alimentation · Suministro eléctrico · Alimentazione

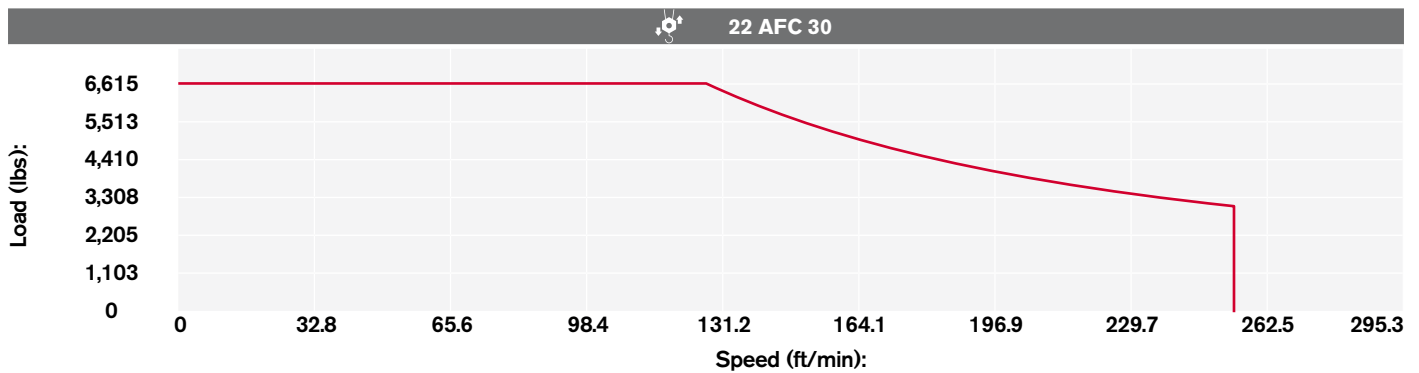
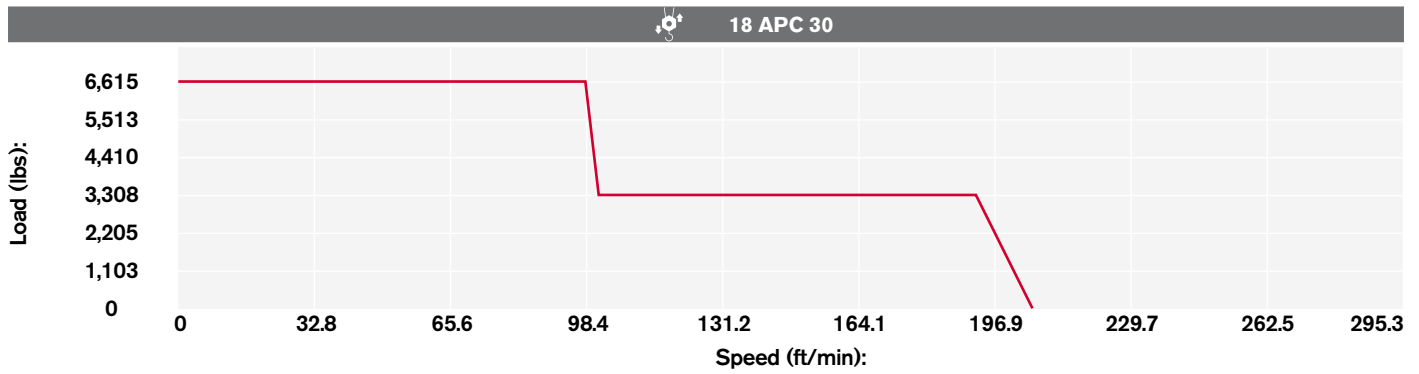
				
	18 APC 30	56 kVA*	400V - 50Hz	2000/14/CE modificata
	22 AFC 30	62 kVA*	400V - 50Hz / 460V - 60Hz	2000/14/CE modificata

* Crane without travelling equipment – Three movements simultaneous at 90% · Krane ohne Schienenfahren – Drei gleichzeitige Bewegungen mit 90% · Grue sans translation – Trois mouvements simultanés à 90% · Grúa sin traslación – Tres movimientos contemporáneos hechos al 90% · Gru senza traslazione – Tre movimenti contemporanei al 90%

Hoisting · Heben · Levage · Elevación · Sollevamento

			lbs	ft/min	kW	
	18 APC 30 D1 F11		6,614	23	18	721.8 ft
			6,614	98,4		
			3,307	193,6		
			13,228	11,5		
			13,228	49,2		
			6,614	96,8		
	22 AFC 30 D1 F11 22 AFC 30 D1 F11 LB (Variant)		6,614	0 → 7,9	22	984.3 ft (D1 F11) 1,246.8 ft (D1 F11 LB)
			6,614	7,9 → 29,5		
			6,614	29,5 → 124,7		
			4,145	124,7 → 200,1		
			3,153	200,1 → 252,6		
			13,228	0 → 3,9		
			13,228	3,9 → 14,8		
			13,228	14,8 → 62,3		
			8,289	62,3 → 100,1		
			6,305	100,1 → 126,3		

Hoisting Speed · Heben Geschwindigkeit · Vitesse de Levage · Velocidad de Elevación · Velocità' di Sollevamento



Additional Specifications · Weitere Leistungsdaten · Spécifications additionnelles · Otras prestaciones · Altre movimentazioni

	DVF 3 5 D1 (Variant)	0 → 19.7 → 105 → 210 ft/min	5 kW
	SSR 2 2 65	0.7 r.p.m. (50Hz) – 0.84 r.p.m. (60 Hz)	2 x 47.9 ft-lb
	TAD 2RP 2M4	0 → 78.7 ft/min	2 x 4 kW
	TAD 2RG 4M3	0 → 78.7 ft/min	2 x 3 kW
	i		

Tower height max.

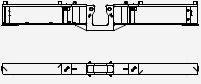
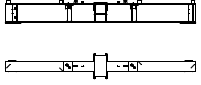

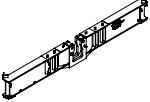
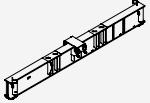
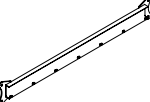



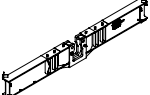
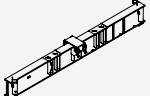
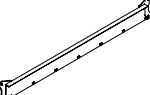
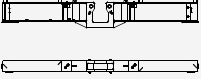
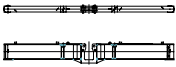
	T2 -T4	T3
TAD 2RP 2M4	127.3 ft	128.3 ft
TAD 2RG 4M3	> 127.3 ft	> 128.3 ft

TRANSPORTATION

CTT 161A-6 TS

Transport · Transport · Conducción · Trasporto

Packing list

CTT 161A - 6/TS	DESCRIPTION · BESCHREIBUNG · DESCRIPTION · DESCRIPCIÓN · DESCRIZIONE	LENGTH · LÄNGE · LONGUEUR · LONGITUD · LUNGHEZZA	WIDTH · BREITE · LARGEUR · ANCHURA · LARGHEZZA	HEIGHT · HÖHE · HAUTEUR · ALTURA · ALTEZZA	QUANTITY · MENGE · QUANTITÉ · CANTIDAD · QUANTITÀ	WEIGHT · GEWICHT · POIDS · PESO · PESO
	"A" BEAM FOR C38 UNDERCARRIAGE TS16	19 ft	1.3 ft	2.6 ft	1	4,520 lbs
	"B" BEAM FOR C38 UNDERCARRIAGE TS16	19 ft	2.5 ft	2.3 ft	1	4,520 lbs
	CROSSBEAM FOR C38 UNDERCARRIAGE	12.1 ft	0.4 ft	1.3 ft	2	419 lbs
	"A" BEAM C45 UNDERCARRIAGE TS21-TS16	22.3 ft	1.3 ft	3.3 ft	1	6,218 lbs
	"B" BEAM C45 UNDERCARRIAGE TS21-TS16	22.3 ft	2.5 ft	2.6 ft	1	5,777 lbs
	CROSSBEAM FOR C45 UNDERCARRIAGE TS21-TS16	14.4 ft	0.4 ft	1.8 ft	2	507 lbs
	TS16 22.3 TOWER SECTION	5.2 ft	5.2 ft	9.8 ft	1	2,679 lbs*
	TS16 22.6 TOWER SECTION	5.2 ft	5.2 ft	19.5 ft	1	4,983 lbs*
	TS16 22.12 TOWER SECTION	5.2 ft	5.2 ft	38.8 ft	1	9,702 lbs*
	BEAM "A" FOR UNDERCARRIAGE C45 TS21-TS16	22.3 ft	1.3 ft	3.3 ft	1	6,218 lbs
	BEAM "B" FOR UNDERCARRIAGE C45 TS21-TS16	22.3 ft	2.5 ft	2.6 ft	1	5,777 lbs
	CROSSBEAMS UNDERCARRIAGE C45 TS21-TS16	14.4 ft	0.4 ft	1.8 ft	2	507 lbs
	CROSSBEAM FOR UNDERCARRIAGE C60	19.4 ft	2 ft	0.7 ft	2	992 lbs
	"A" BEAM FOR UNDERCARRIAGE C60	29.2 ft	1.3 ft	3.6 ft	1	7,938 lbs















* Inclusive of ladder, ladder support and protection, platform

TRANSPORTATION

Transport · Transport · Conducción · Trasporto

CTT 161A - 6/TS	DESCRIPTION · BESCHREIBUNG · DESCRIPTION · DESCRIPCIÓN · DESCRIZIONE	LENGTH · LÄNGE · LONGUEUR · LONGITUD · LUNGHEZZA	WIDTH · BREITE · LARGEUR · ANCHURA · LARGHEZZA	HEIGHT · HÖHE · HAUTEUR · ALTURA · ALTEZZA	QUANTITY · MENGE · QUANTITÉ · CANTIDAD · QUANTITÀ	WEIGHT · GEWICHT · POIDS · PESO
	"B" BEAM FOR UNDERCARRIAGE C60	29.2 ft	2.3 ft	3 ft	1	7,938 lbs
	TS21 22.6 TOWER SECTION	6.9 ft	6.9 ft	19.5 ft	1	5,623 lbs*
	TS21 22.6 C1 TOWER SECTION	6.9 ft	6.9 ft	19.5 ft	1	6,174 lbs*
	TS21 22.6 C2 TOWER SECTION	6.9 ft	6.9 ft	19.5 ft	1	5,757 lbs*
	TS21 22.3 TOWER SECTION	6.9 ft	6.9 ft	9.8 ft	1	3,047 lbs*
	TS21 22.3 C2 TOWER SECTION	6.9 ft	6.9 ft	9.8 ft	1	3,175 lbs*
	SLEWING UNIT COMPLETE TS16	6.6 ft	7.5 ft	14.8 ft	1	13,010 lbs
	SLEWING UNIT COMPLETE TS21	8.2 ft	6.6 ft	15 ft	1	15,402 lbs
	CAB	6.6 ft	4.3 ft	8.2 ft	1	1,433 lbs
	COUNTERJIB COMPLETE	29.2 ft	4.1 ft	2.3 ft	1	3,749 lbs
	BALLAST BASKET	3.9 ft	2.5 ft	8.9 ft	1	584 lbs
	JIB SECTION-1 COMPLETE (TROLLEY AND HOIST BLOCK)	39 ft	6.6 ft	9.2 ft	1	13,451 lbs
	JIB SECTION-1 COMPLETE	39 ft	5.4 ft	7.9 ft	1	12,061 lbs

CTT 161A-6 TS

CTT 161A - 6/TS	DESCRIPTION · BESCHREIBUNG · DESCRIPTION · DESCRIPCIÓN · DESCRIZIONE	LENGTH · LÄNGE · LONGUEUR · LONGITUD · LUNGHEZZA	WIDTH · BREITE · LARGEUR · ANCHURA · LARGHEZZA	HEIGHT · HÖHE · HAUTEUR · ALTURA · ALTEZZA	QUANTITY · MENGE · QUANTITÉ · CANTIDAD · QUANTITÀ	WEIGHT · GEWICHT · POIDS · PESO · PESO
	JIB TROLLEY AND HOIST BLOCKS	4.4 ft	5.2 ft	3 ft	1	1,389 lbs
	Hoist winch 18APC30	5.6 ft	4.6 ft	2.9 ft	1	2,051 lbs
	Hoist winch 22AFC30	5.8 ft	4.7 ft	2.7 ft	1	1,874 lbs
	JIB SECTION-2	17.4 ft	3.6 ft	7.2 ft	1	2,227 lbs
	JIB SECTION-3	33.8 ft	3.6 ft	7.2 ft	1	3,418 lbs
	JIB SECTION-4	33.8 ft	3.6 ft	6 ft	1	2,833 lbs
	JIB SECTION-5	17.1 ft	3.6 ft	5.9 ft	1	1,169 lbs
	JIB SECTION-6	17.1 ft	3.6 ft	5.9 ft	1	1,125 lbs
	JIB SECTION-7	17.1 ft	3.6 ft	4.3 ft	1	992 lbs
	JIB SECTION-8	17.1 ft	3.6 ft	4.3 ft	1	904 lbs
	JIB SECTION-9	17.1 ft	3.6 ft	4.3 ft	1	684 lbs
	JIB SECTION-10	17.1 ft	3.6 ft	4.3 ft	1	595 lbs
	JIB SECTION-14	17.1 ft	3.6 ft	4.3 ft	1	375 lbs
	JIB POINT SECTION	3 ft	4.3 ft	3.6 ft	1	154 lbs

* Inclusive of ladder, ladder support and protection, platform

www.terexcranes.com

Effective Date: June 2010.

Product specifications and prices are subject to change without notice or obligation. The photographs and/or drawings in this document are for illustrative purposes only. Refer to the appropriate Operator's Manual for instructions on the proper use of this equipment. Failure to follow the appropriate Operator's Manual when using our equipment or to otherwise act irresponsibly may result in serious injury or death. The only warranty applicable to our equipment is the standard written warranty applicable to the particular product and sale and Terex makes no other warranty, express or implied. Products and services listed may be trademarks, service marks or trade-names of Terex Corporation and/or its subsidiaries in the USA and other countries. All rights are reserved. Terex® is a registered trademark of Terex Corporation in the USA and many other countries.

Gültig ab: Juni 2010.

Produktbeschreibungen und Preise können jederzeit und ohne Verpflichtung zur Ankündigung geändert werden. Die in diesem Dokument enthaltenen Fotos und/oder Zeichnungen dienen rein anschaulichen Zwecken. Anweisungen zur ordnungsgemäßen Verwendung dieser Ausrüstung entnehmen Sie bitte dem zugehörigen Betriebshandbuch. Nichtbefolgung des Betriebshandbuchs bei der Verwendung unserer Produkte oder anderweitig fahrlässiges Verhalten kann zu schwerwiegenden Verletzungen oder Tod führen. Für dieses Produkt wird ausschließlich die entsprechende, schriftlich niedergelegte Standardgarantie gewährt. Terex leistet keinerlei darüber hinaus gehende Garantie, weder ausdrücklich noch stillschweigend. Die Bezeichnungen der aufgeführten Produkte und Leistungen sind gegebenenfalls Marken, Servicemarken oder Handelsnamen der Terex Corporation und/oder ihrer Tochtergesellschaften in den USA und anderen Ländern. Alle Rechte vorbehalten. „TEREX“ ist eine eingetragene Marke der Terex Corporation in den USA und vielen anderen Ländern.

Date d'effet : Juin 2010.

Les spécifications et prix des produits sont sujets à modification sans avis ou obligation. Les photographies et/ou dessins contenus dans ce document sont uniquement pour illustration. Veuillez vous référer à la notice d'utilisation appropriée pour les instructions quant à l'utilisation correcte de cet équipement. Tout manquement au suivi de la notice d'utilisation appropriée lors de l'utilisation de notre équipement ou tout acte autrement irresponsable peut résulter en blessure corporelle sérieuse ou mortelle. La seule garantie applicable à notre équipement est la garantie standard écrite applicable à un produit et à une vente spécifique. Terex n'offre aucune autre garantie, expresse ou implicite. Les produits et services proposés peuvent être des marques de fabrique, des marques de service ou des appellations commerciales de Terex Corporation et/ou ses filiales aux Etats Unis et dans les autres pays, et tous les droits sont réservés. «TEREX» est une marque déposée de Terex Corporation aux Etats Unis et dans de nombreux autres pays.

Fecha efectiva: Junio 2010.

Los precios y las especificaciones de productos pueden sufrir cambios sin aviso previo u obligación. Las fotografías o dibujos de este documento tienen un fin meramente ilustrativo. Consulte el manual de instrucciones del operador correspondiente para más información sobre el uso correcto de este equipo. El hecho de no respetar el manual del operador correspondiente al utilizar el equipo o actuar de forma irresponsable puede suponer lesiones graves o fatales. La única garantía aplicable a nuestro equipo es la garantía escrita estándar correspondiente a cada producto y venta, y TEREX no amplía dicha garantía de forma expresa o implícita. Los productos y servicios mencionados pueden ser marcas registradas, marcas de servicio o nombres de marca de TEREX Corporation o de sus filiales en Estados Unidos de América y otros países, y se reservan todos los derechos. „TEREX“ es una marca comercial registrada de Terex Corporation en Estados Unidos de América y muchos otros países.

Data di inizio validità: Giugno 2010.

Ci riserviamo il diritto di modificare le specifiche e i prezzi dei prodotti in ogni momento e senza preavviso. Le fotografie e/o i disegni contenuti in questo documento sono destinati unicamente a scopi illustrativi. Consultare le istruzioni sull'uso corretto di questo macchinario, contenute nell'opportuno Manuale dell'operatore. L'inottemperanza delle istruzioni contenute nel Manuale dell'operatore del macchinario e altri comportamenti irresponsabili possono provocare gravi lesioni, anche mortali. L'unica garanzia applicabile ai nostri macchinari è la garanzia scritta standard applicabile al particolare prodotto e alla particolare vendita; Terex è esonerata dal fornire qualsiasi altra garanzia, esplicita o implicita. I prodotti e servizi elencati possono essere dei marchi di fabbrica, marchi di servizio o nomi commerciali di TEREX Corporation e/o società affiliate negli Stati Uniti d'America e altre nazioni e tutti i diritti sono riservati. „TEREX“ è un marchio registrato di Terex Corporation negli USA e molti altri Paesi.

Copyright 2010 Terex Corporation

Terex Cranes, Global Marketing, Dinglerstraße 24, 66482 Zweibrücken, Germany
Tel. +49 (0) 6332 830, Email: info.cranes@terex.com, www.terexcranes.com

Brochure Reference: TC-DS-IMP-E/F/G//S-CTT161A-6 TS-06/10



WORKS FOR YOU.™