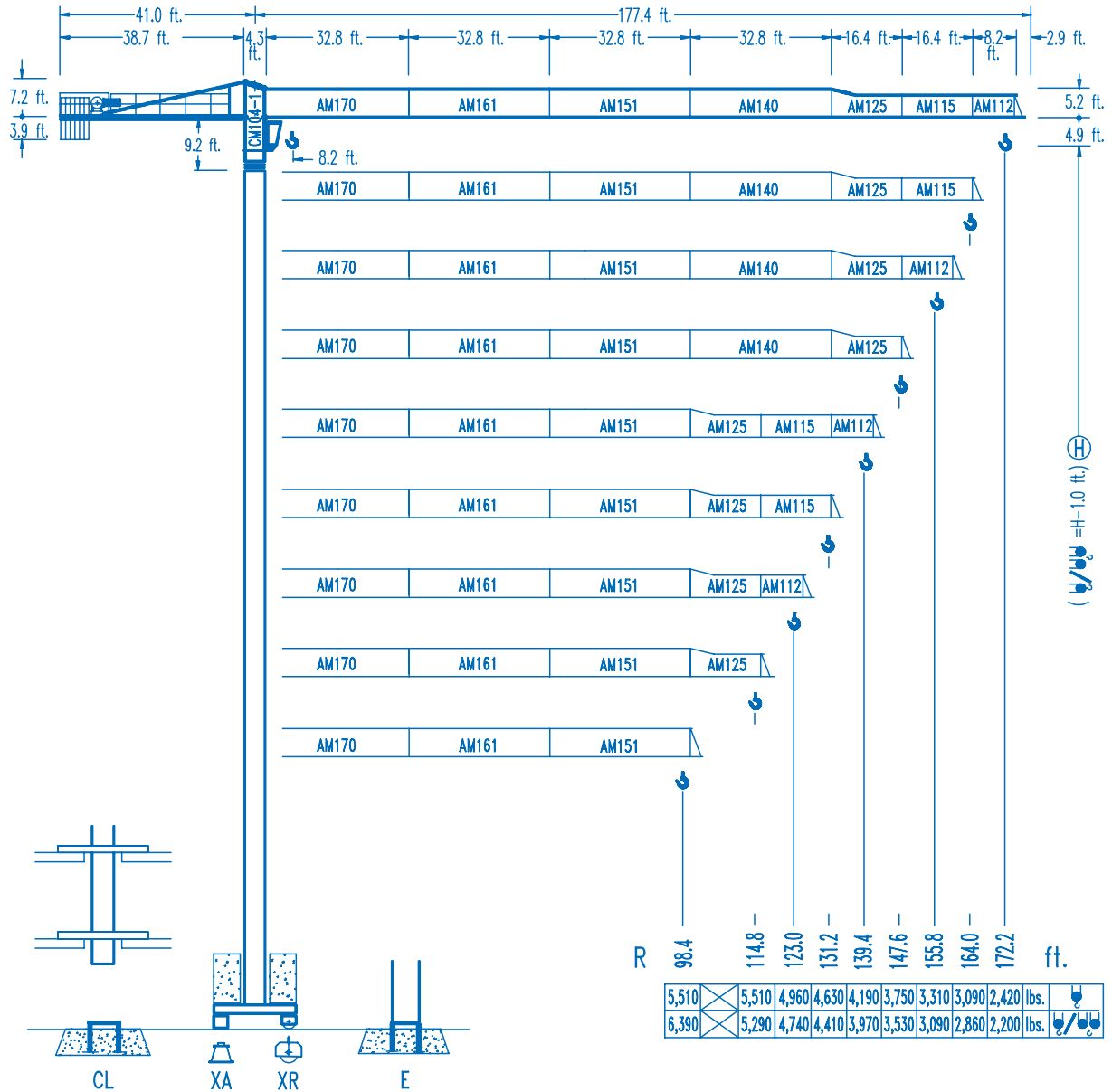




COMANSA

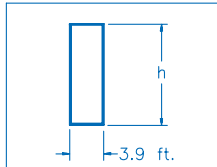
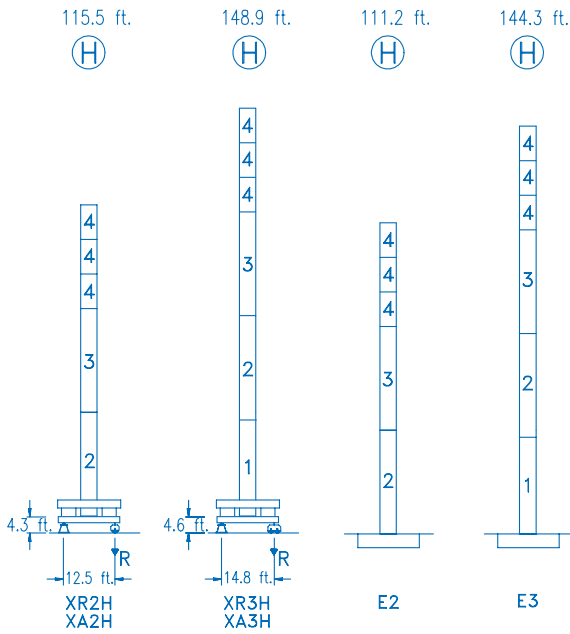
LC-5211

11,020 lbs.



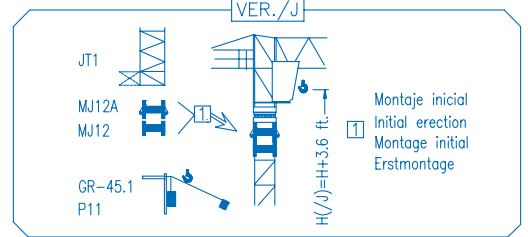
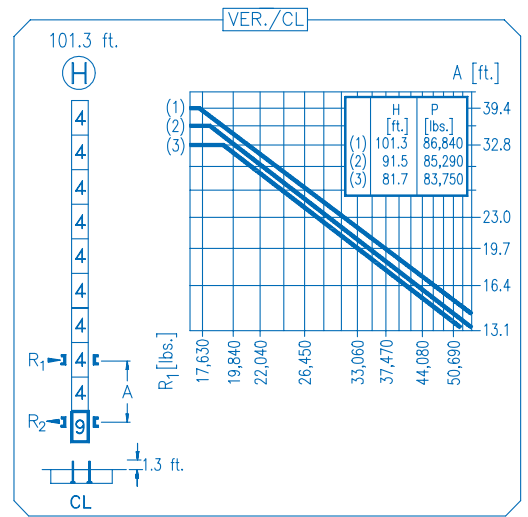
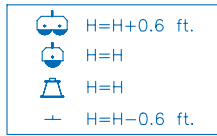
CE
DIN 15018 H1 B3

R	R(Cmax)	Cmax	65.6	82.0	98.4	114.8	123.0	131.2	139.4	147.6	155.8	164.0	172.2	ft.
172.2		87.9 ft.	5,510	5,510	5,510	4,830	4,010	3,700	3,420	3,170	2,950	2,750	2,580	2,420
		46.6 ft.	11,020	7,450	5,730	4,580	3,790	3,480	3,200	2,950	2,730	2,530	2,360	2,200
164.0		101.0 ft.	5,510	5,510	5,510	4,740	4,360	4,060	3,770	3,500	3,280	3,090		
		53.5 ft.	11,020	8,730	6,740	5,540	4,520	4,140	3,830	3,550	3,280	3,060	2,860	
155.8		101.4 ft.	5,510	5,510	5,510	5,510	4,760	4,390	4,080	3,790	3,530	3,310		
		53.5 ft.	11,020	8,770	6,790	5,470	4,540	4,170	3,860	3,570	3,310	3,090		
147.6		106.3 ft.	5,510	5,510	5,510	5,510	5,050	4,650	4,320	4,010	3,750			
		56.1 ft.	11,020	9,260	7,160	5,800	4,830	4,430	4,100	3,790	3,530			
139.4		110.2 ft.	5,510	5,510	5,510	5,510	5,240	4,850	4,500	4,190				
		58.4 ft.	11,020	9,650	7,470	6,040	5,020	4,630	4,280	3,970				
131.2		112.8 ft.	5,510	5,510	5,510	5,510	5,400	4,980	4,630					
		59.7 ft.	11,020	9,920	7,690	6,210	5,180	4,760	4,410					
123.0		112.2 ft.	5,510	5,510	5,510	5,510	5,380	4,960						
		59.4 ft.	11,020	9,850	7,650	6,170	5,160	4,740						
114.8		114.8 ft.	5,510	5,510	5,510	5,510	5,510							
		60.7 ft.	11,020	10,090	7,850	6,350	5,290							
98.4		98.4 ft.	5,510	5,510	5,510	5,510								
		61.0 ft.	11,020	10,160	7,890	6,390								



N	Ref.	h
1	MT123	33.1 ft.
2	MH124A	38.7 ft.
3	MH124-1	38.7 ft.
4	MH121	9.8 ft.
9	CL20	7.2 ft.

MH124=(4)MH121-0.6 ft.



R. máx.	En servicio In operation En service In Betrieb	XR2H 96,650 lbs.
		XR3H 144,620 lbs.

R. máx.	Fuera de servicio Out of service Hors service Ausser Betrieb	XR2H 89,730 lbs.
		XR3H 101,630 lbs.

CS2-1.9
3 hp.
66 ft./min
189 ft./min

CFU-2.2
3 hp.
0 ⇄ 262 ft./min

GR-9.0
66 ft.lbs.
0 ⇄ 0.8 rpm

TS2-4.5 2x33 ft.lbs.	TS2-5.5 2x40 ft.lbs.
0 ⇄ 78 ft./min	
XR2H	XR3H

820 ft.
ES3-18-12
29 hp.

	I	II	III
ft./min	32	126	252
lbs.	5,510	5,510	2,860
ft./min	16	63	126
lbs.	11,020	11,020	5,730

820 ft.
EFU2-18-12
24 hp.

Tensión de alimentación Operating voltage Tension de service Betriebsspannung	480 V 3 ph 60 Hz
--	---

Opcional Optional En option Kaufoption	*
---	----------