




GROVE
CRANE®

A GROVE WORLDWIDE COMPANY

AT635E

All Terrain Hydraulic Crane/Grue Hydraulique Tout Terrain/Schneller Straßen-Geländekran/Grúa Hidráulica Todo Terreno



Superstructure specification

Boom	8.51 to 27.44m (27ft 11in to 90ft 2in) four section †Trapezoidal full power boom. Maximum tip height 29.90m (98ft 9in).
Swingaway	7.62m (25ft) fixed 2° offset. Maximum tip height 37.30m (122ft 5in).
*Telescopic Swingaway	7.62 to 13.10m (25 to 43ft) telescopic lattice Swingaway, offsettable at 2°, 17° or 32°. Maximum tip height 42.68m (140ft).
*Optional fixed Swingaway	7.62m (25ft) lattice Swingaway offsettable at 2°, 17° or 32°. Maximum tip height 37.30m (122ft 5in).
Boom nose	Five sheaves mounted on heavy duty tapered roller bearings.
Boom elevation	Elevation from -3.5° to +78°.
Load moment and anti-two block system	Standard load moment and anti-two block system with audio visual warning and control lever lockout.
Cab	Acoustically treated, opening front window, deluxe seat with arm rest mounted joystick controllers, full instrumentation and carrier control.
Swing	360° continuous rotation, Grove planetary glide swing with foot applied brake, spring applied parking brake. Maximum swing speed 2.5rpm.
Counterweight	Fixed 2,600kg (5,730lb).
*Optional counterweight	3,000kg (6,614lb).

HYDRAULIC SYSTEM

Pumps	Three main gear pumps combined capacity 459 l/min (121 US gal/min).
Valves	Precision, four way, double acting, pilot operated control valves.
Filters	Pressure line type with by-pass protection.
Reservoir	400 litres (105 US gallons).
Oil cooler	Thermostatically controlled, electrically driven fan motor.
Pressure test panel	System pressure test panel.

HOIST SPECIFICATION

Planetary driven, dual speed power up and down with automatic multi-disc brake. Hoist rotation mirrors and third wrap indicator. *Optional drum rotation indicators for main and auxiliary hoists.

	Main hoist HO15G-20G		*Auxiliary hoist HO15F-20G
	Low range	High range	
Maximum single line speed			
First layer	52m/min (172ft/min)	87m/min (285ft/min)	44m/min (144ft/min)
Second layer	56m/min (185ft/min)	97m/min (318ft/min)	47m/min (155ft/min)
Third layer	60m/min (198ft/min)	104m/min (341ft/min)	51m/min (167m/min)
Fourth layer	64m/min (212ft/min)	111m/min (364ft/min)	54m/min (178ft/min)

Maximum single line pull

First layer	4,238kg (9,344lb)	4,238kg (9,344lb)	4147kg (9,142lb)
Second layer	3,934kg (8,674lb)	3,934kg (8,674lb)	3,838kg (8,461lb)
Third	3,671kg (8,093lb)	3,671kg (8,093lb)	3,572kg (7,875lb)
Fourth layer	3,441kg (7,586lb)	3,441kg (7,586lb)	3,340kg (7,363lb)

Maximum permissible line pull	3,000kg (6,614lb)	3,000kg (6,614lb)
--------------------------------------	----------------------	----------------------

Maximum rope stowage	302m x 14mm (990ft x ½in)	302m x 14mm (990ft x ½in)
-----------------------------	------------------------------	------------------------------

Standard rope	140m x 14mm (459ft x ½in)	120m x 14mm (394ft x ½in)
----------------------	------------------------------	------------------------------

Carrier specification

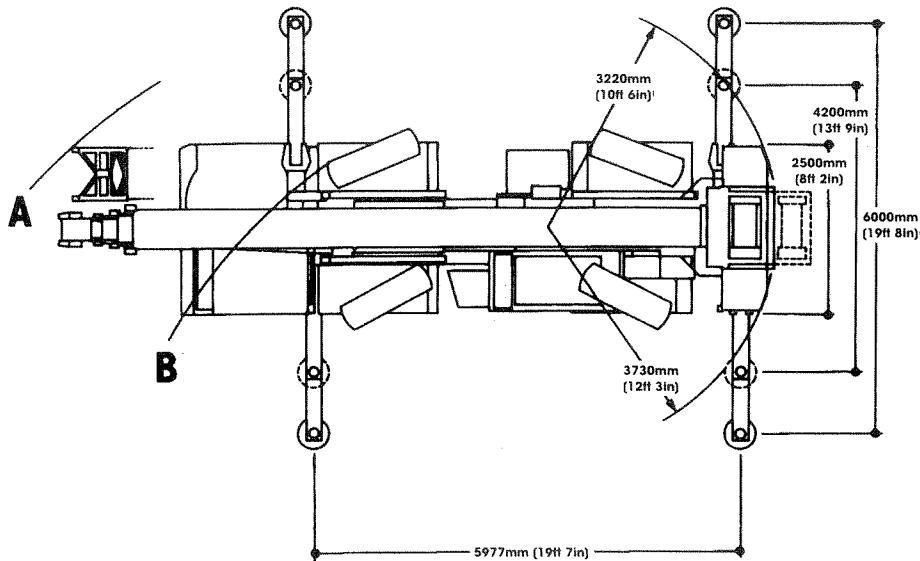
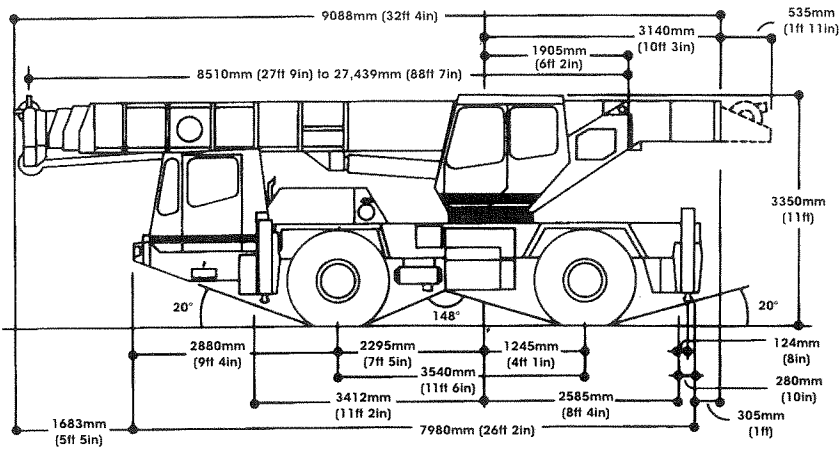
Frame	High tensile steel, all welded parallel box beams.
Outrigger system	Hydraulic telescopic beam and 'inverted' outrigger jacks. *Optional partial outrigger extension.
Outrigger controls	Located in superstructure cab. *Optional remote outrigger control station.
Engine	Cummins C8.3-240 (Euro 1) 6 cylinder water cooled, turbocharged and after cooled diesel. 8.3 litres, 179kW (240bhp) at 2,200rpm. Maximum torque 951Nm (701 lbft) at 1,400rpm.
Fuel tank	200 litres (44 US gallons).
Electrical system	24 v including starting.
Drive/Steer	4 x 4 x 4.
Steering	Fully independent power steering. Front - semi integral front axle power steering unit. Rear - from carrier and super cab.
Transmission	8 forward and 8 reverse with engine mounted torque convertor and protection.
Axles	Axles 1 and 2: drive steer with differential locks.
Suspension	Taper leaf spring with shock absorbers and axle locking for on rubber duties.
Brakes	Dual line full air on all wheels, conforming to EEC Regulations. Spring applied emergency/parking brake on all wheels.
Tyres	14.00R25 on/off highway radials. *Optional 17.5R25 on/off highway radials.
Lights	Full lighting conforming to EEC lighting regulations.
Cab	One man acoustically treated and fully trimmed adjustable seat, complete driving controls and engine instrumentation, safety glass windows, dual rear view mirrors.
Maximum speed	75 kph (47 mph).
Maximum gradeability	60%.
GVW and axle loads	Front: 12,000kg (26,450lb). Rear: 12,000kg (26,450lb). Basic machine: 24,000kg (52,900lb).
Miscellaneous equipment	Access steps, back up alarm, maintenance tool kit, fire extinguishers to both cabs, tyre inflation kit, cab heaters.
*Optional equipment	Auxiliary hoist, auxiliary boom nose, rotating beacons, spotlights, hookblocks, spare wheel/tyre assembly and stowage, comprehensive tool kit, Telma retarder, exhaust brake, armour-plated glass skylight, 3,000kg (7,000lb) counterweight, partial extension outriggers.

*Indicates optional item

†Indicates Grove feature or patent pending

Dimensions/Dimensions
Abmessungen/Dimensiones

	4 x 2	4 x 4
A	11,607mm (33ft 4in)	8036mm (26ft 4in)
B	9327mm (30ft 7in)	5546mm (18ft 2in)



Constant improvement and engineering progress make it necessary that we reserve the right to make specification, equipment and price changes without notice. Illustrations shown may include optional equipment and accessories and may not include all standard equipment. Optional equipment is designated by (*) in specifications folder.

Du fait de sa politique d'amélioration constante de ses produits liée au progrès technique, la Société se réserve le droit de procéder sans préavis à des changements de spécifications, d'équipement ou de prix. Les illustrations peuvent comporter des équipements ou accessoires optionnels ou ne pas comporter des équipements standardisés. Les équipements optionnels sont repérés par le signe (*) figurant sur les documentations commerciales.

Wir verbessern unsere Produkte ständig und integrieren den technischen Fortschritt. Aus diesem Grund behalten wir uns das Recht vor, die technischen Daten, die Ausstattungsdetails und die Preise unserer Maschinen ohne Vorankündigung zu ändern. Die Abbildungen zeigen z.T. Sonderausstattungen (*) zeigt Zusatzeinrichtungen auf Wunsch.

El perfeccionamiento constante y el avance tecnológico hacen necesario que la empresa se reserve el derecho de efectuar cambios en las especificaciones, equipo y precios sin previo aviso. En las ilustraciones se puede incluir equipo y accesorios opcionales y es posible que no se muestre el equipo normal. El equipo opcional se designa por un (*) en el folleto de especificaciones.



Grove Worldwide – World Headquarters

1565 Buchanan Trail East, Shady Grove, Pennsylvania 17256, USA
Tel: [International +1] (717) 597-8121
Fax: [International +1] (717) 597-4062

Western Hemisphere, Asia/Pacific

Grove North America

PO Box 21, Shady Grove, Pennsylvania 17256, USA
Tel: [International +1] (717) 597-8121
Fax: [International +1] (717) 597-4062

Europe, Africa, Middle East, Near East

Grove Europe*

Sunderland SR4 6TT, England
Tel: [International +44] 0191-565 6281
Fax: [International +44] 0191-564 0442

*Grove Europe Limited, Registered in England, Number 1845128
Registered office: Crown Works, Fallow, Sunderland Tyne & Wear SR4 6TT, England

Distributed by/Distribué par/Überreicht durch/Distribuidor