

SAEZ

CRANES



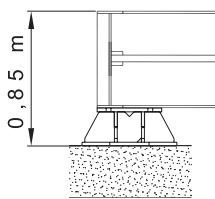
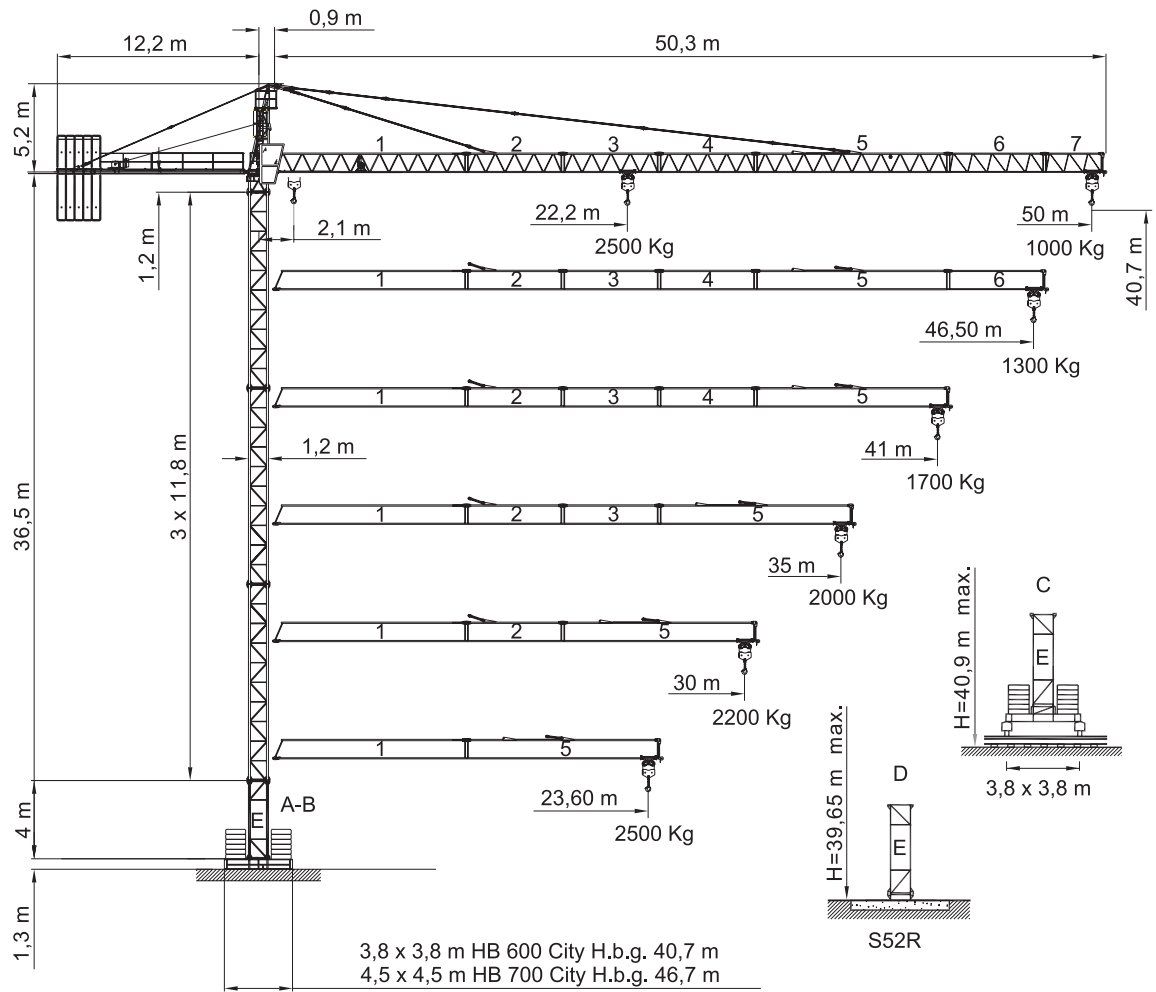
S50 4T

S50 4T

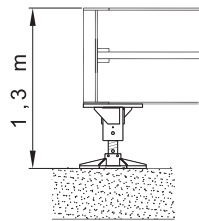
DIN/FEM 
UNE 58-101-92 FEM 1001-87
According to EC 98/37 instruction

Windzone A-B / DIN 15019
Viento max. fuerza de servicio 150km/h
Maximun wind speed out of service 150 km/h
Maximale windstärke, ohne Betrieb 150 km/h
Vent maximum, hors service 150 km/h
Vento max, fuori di servizio 150 km/h

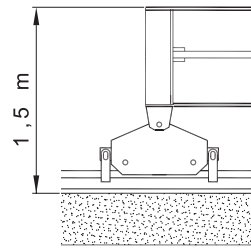
Sáez cranes



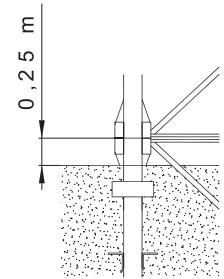
A



B



C

































D










Bloque de contrapeso
Counterweight blocks
 Gegengewichtsblöcke
Bloc de contrepoid
 Blocco di contrappeso

	50 m			46,5 m			41 m			35 m			30 m			23,6 m		
	A	B	C	A	B	C	A	B	C	A	B	C	A	B	C	A	B	C
	4	1	-	4	-	1	4	-	-	3	-	-	2	-	1	1	1	-
	10600 Kg			10050 Kg			9200 Kg			6900 Kg			5450 Kg			3700 Kg		


Curvas de cargas, Load diagrams, Lastkurven, Courbes de charges, Curve di carico


50 m 	18	20	22,2	23,6	24	26	28	30	33	35	37	39	41	44	46,5	48	50	m	
	2500	2500	2500	2355	2300	2110	1945	1800	1620	1515	1420	1340	1265	1165	1090	1050	1000	Kg	
	9	12	13,8	15	18	21	23,6	27	30	33	35	38	41	44	46,5	48	50	m	
	4000	4000	4000	3650	2985	2505	2200	1870	1650	1470	1365	1230	1115	1015	940	900	850	Kg	
46,5 m 	18	20	23,6	24	25,5	26	28	30	33	35	37	39	41	44	46,5	m			
	2500	2500	2500	2500	2500	2455	2265	2100	1890	1770	1665	1570	1485	1370	1300	Kg			
	9	12	15	15,8	18	21	23,6	27	30	33	35	38	41	44	46,5	m			
	4000	4000	4000	4000	3485	2935	2585	2205	1950	1740	1620	1465	1335	1220	1150	Kg			
41 m 	18	20	23,6	24	26	28	28,9	30	33	35	37	39	41	m					
	2500	2500	2500	2500	2500	2455	2265	2400	2160	2025	1905	1795	1700	Kg					
	9	12	15	17,9	18	21	23,6	27	30	33	35	38	41	m					
	4000	4000	4000	4000	3980	3360	2965	2535	2245	2010	1875	1700	1550	Kg					
35 m 	18	20	23,6	24	26	28	28,5	30	33	35	m								
	2500	2500	2500	2500	2500	2500	2500	2365	2135	2000	Kg								
	9	12	15	17,7	18	21	23,6	27	30	33	35	m							
	4000	4000	4000	4000	3930	3315	2930	2500	2215	1985	1850	Kg							
30 m 	18	20	23,6	24	26	26,7	28	30	m										
	2500	2500	2500	2500	2500	2500	2370	2200	Kg										
	9	12	15	16,6	18	21	23,6	27	30	m									
	4000	4000	4000	4000	3650	3080	2715	2315	2050	Kg									
23,6 m 	18	20	23,6	m															
	2500	2500	2500	Kg															
	9	12	15	15,5	18	21	23,6	m											
	4000	4000	4000	4000	3385	2855	2500	Kg											


Mecanismos, Mechanisms, Antriebe, Mécanismes, Meccanismi


15 Hp (11Kw)								
H.B.G. 84 S/R Ø10mm								
	240m	m/min	8	29	58	4	15	30
		Kg	2500	2500	1000	4000	4000	2500
		Kw	11	11	11	11	11	11
		m/min	30 / 60			30 / 60		
		Kw	1,0 / 1,8			1,0 / 1,8		
		r.p.m	0,3	0,6	0,9	0,3	0,6	0,9
		Kw	5,5			5,5		
		m/min	20			20		
		Kw	2 x 2,2			2 x 2,2		
* 25 Hp (18,5 Kw)								
H.B.G. 84 S/R Ø10mm								
	240m	m/min	8	31	62	4	16	32
		Kg	2500	2500	1500	4000	4000	2600
		Kw	18,5	18,5	18,5	18,5	18,5	18,5


* Opcional / Optional / Opzionale /


 Elevación / Hoisting / Heben / Levage / Sollevamento

 Distribución / Trolleying / Katzfahren / Distribution / Ditribuzione

 Orientación / Slewing / Schwenken / Orientation / Rotazione

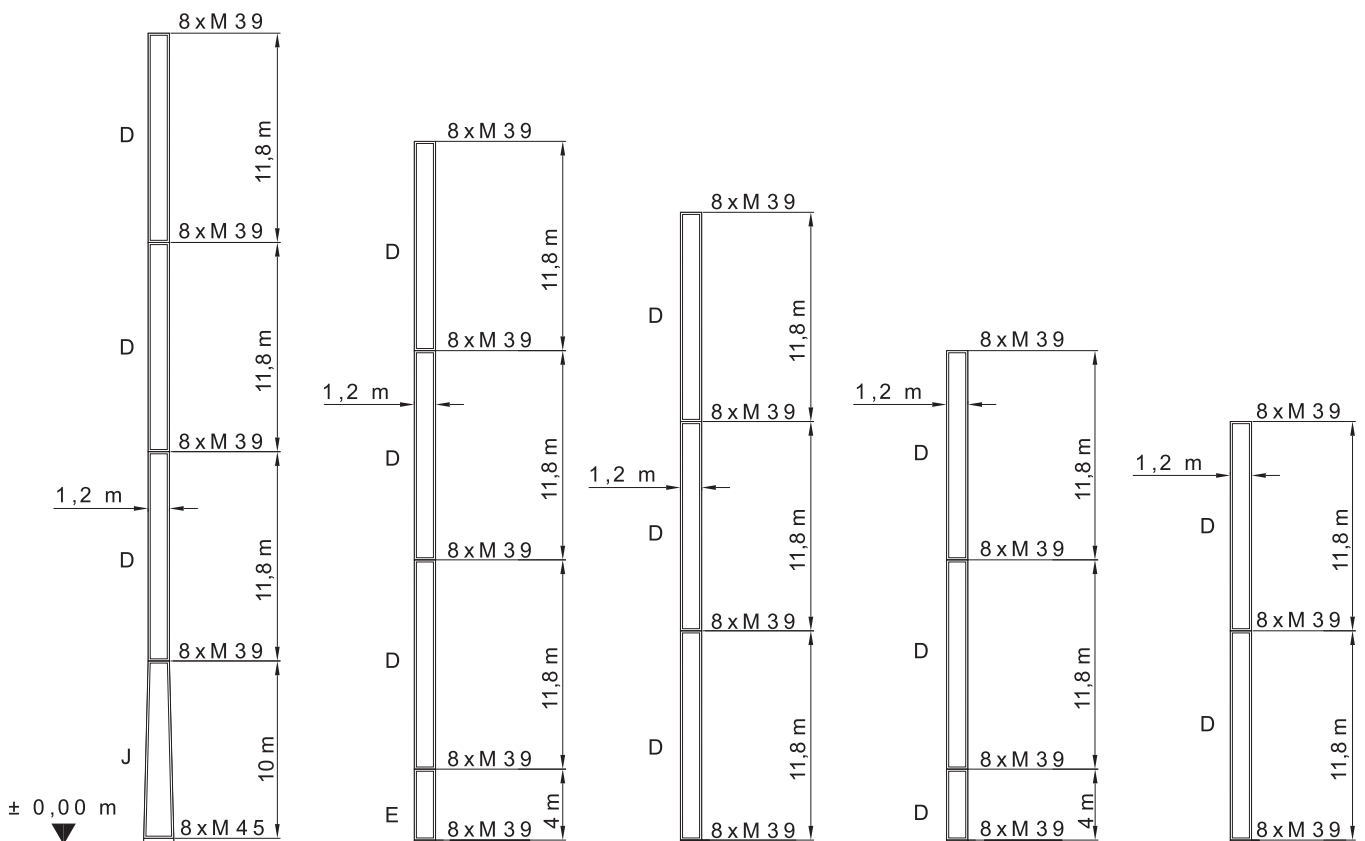
 Traslacion / Travelling / Schienenfahren / Translation / Traslazione

	25 m	50 m	100 m
15 Hp (11,5 KW)	4 x 16 mm ²	4 x 16 mm ²	4 x 25 mm ²
25 Hp (18,5 KW)	4 x 25 mm ²	4 x 25 mm ²	4 x 25 mm ²

 CEI 38 IEC 38	400 V 50 Hz	*380 V 60 Hz	*25 Hp (18,5 Kw) 31 Kw / 120 kVA 15 Hp (11Kw) 3V 24 Kw / 90 kVA
--	----------------	-----------------	--

Windzone A-B / DIN 15019
Mástil / Reacciones
Masts / Reactions
Maste / Eckdrücke
Mat / Réactions
Torre / Reazioni

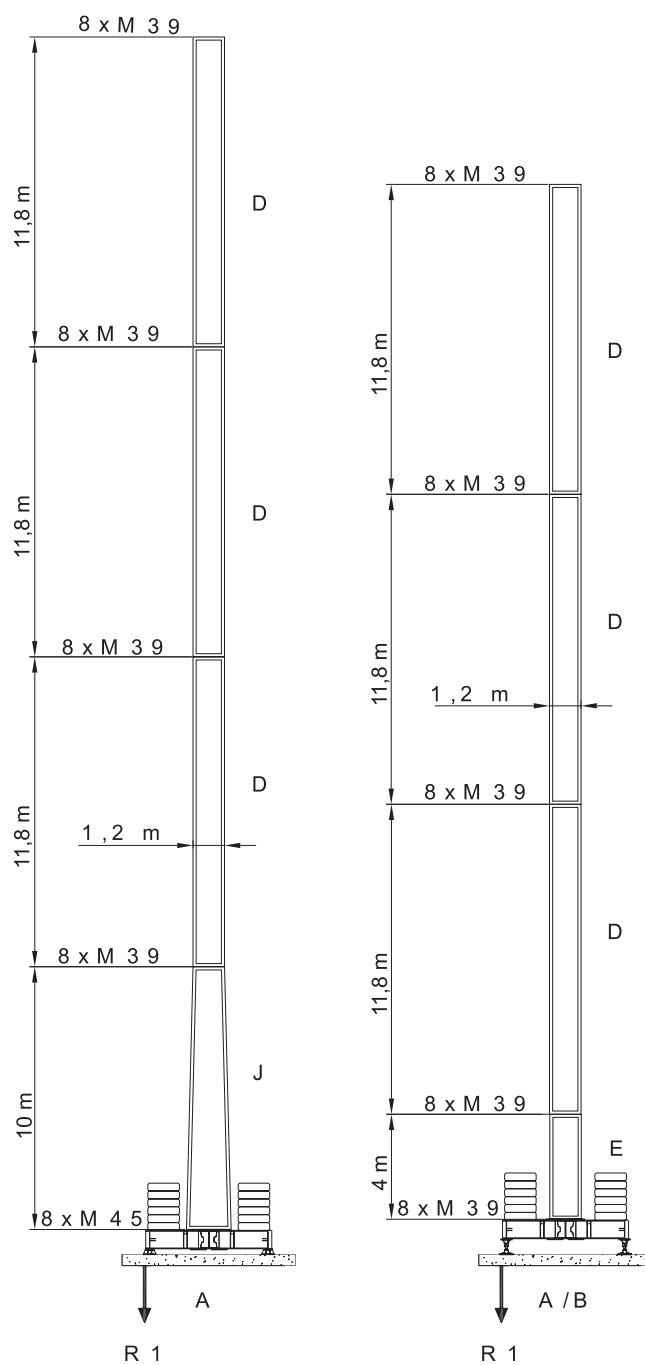
D: TORRE S/TL 50-52 1.20 M39/M39 8/8
E: TORRE TL 55 1.20 M39/M39 8/8
J: CAMPANA S17 10m 1.20/1.70 M39/M45 8/8



S 60/8	S 52R	S 51	S 51	S 51
H: 45,7 m	H: 39,65 m	H: 35,65 m	H: 27,85 m	H: 23,85 m
M (t.m): 200,7	M (t.m): 150,9	M (t.m): 95,1	M (t.m): 80,9	M (t.m): 74,9
T (t): 6,4	T (t): 6,1	T (t): 5,9	T (t): 5,4	T (t): 4,9
P (t): 28,5	P (t): 26,8	P (t): 26,5	P (t): 24,8	P (t): 24,1

Windzone A-B / DIN 15019
 Bloque lastre de base
Base ballast block
 Grundballastblöcke
Bloc de lest de base
 Blocco di zavorra alla base

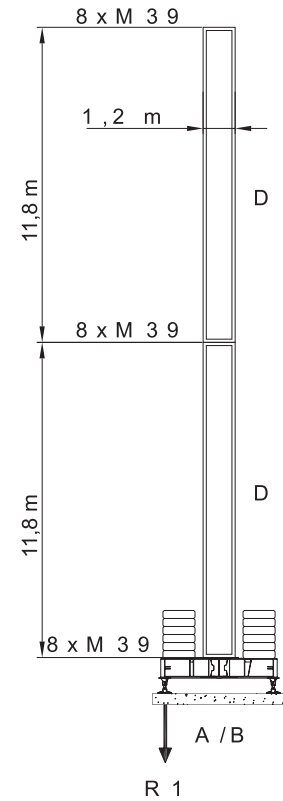
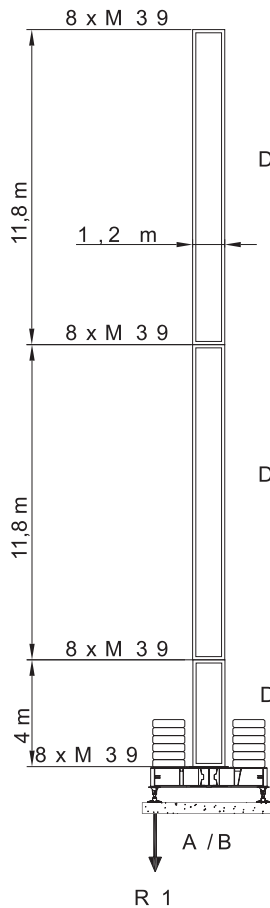
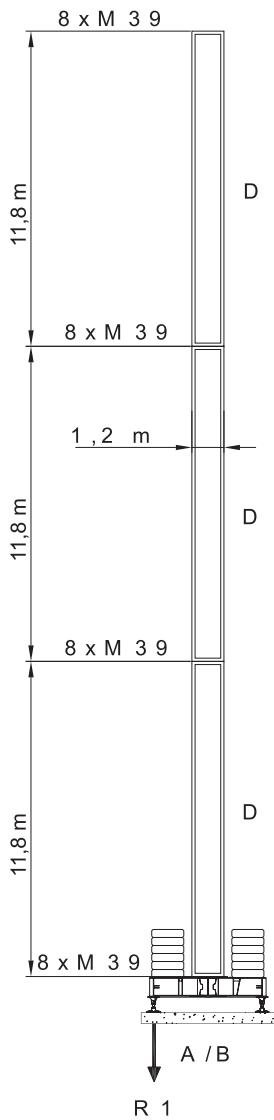
D: TORRE S/TL 50-52 1.20 M39/M39 8/8
E: TORRE TL 55 1.20 M39/M39 8/8
J: CAMPANA S17 10m 1.20/1.70 M39/M45 8/8



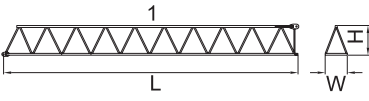
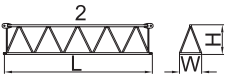
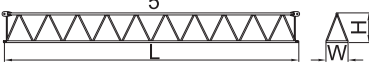
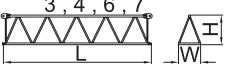
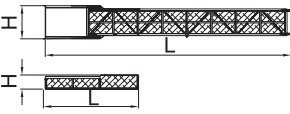
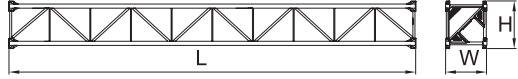
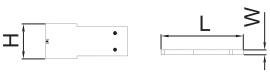
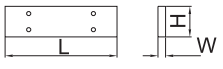
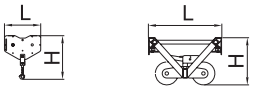

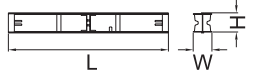
H (m): 46,5	H (m): 40,4
BASE 4,5x4,5 m 1,2/1,7-HB 700	BASE 3,8x3,8 m 1,20-HB 600
LASTRE: 98,8 Tn	LASTRE: 72,6 Tn
R 1 = 79,2 Tn	R 1 = 66,15 Tn

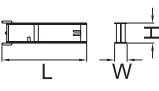
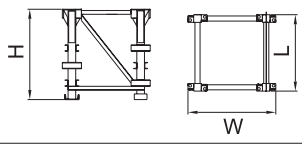
Windzone A-B / DIN 15019
 Bloque lastre de base
Base ballast block
 Grundballastblöcke
Bloc de lest de base
 Blocco di zavorra alla base

D: TORRE S/TL 50-52 1.20 M39/M39 8/8



H (m) : 3 6 , 4	H (m) : 2 8 , 6	H (m) : 2 4 , 6
B A S E 3 , 8 x 3 , 8 1 , 2 H B 6 0 0	B A S E 3 , 8 x 3 , 8 1 , 2 H B 6 0 0	B A S E 3 , 8 x 3 , 8 1 , 2 H B 6 0 0
L A S T R E : 5 3 T n	L A S T R E : 5 3 T n	L A S T R E : 4 5 , 6 T n
R 1 = 4 6 , 9 6 T n	R 1 = 4 3 , 1 2 T n	R 1 = 3 9 , 2 T n

		L(m)	W(m)	H(m)	Peso(Kg)	
Pluma tramo primero / Jib heel section Ausleger-Anlenkstück / Pied de flèche Settore articolato di braccio		1	11,85	1,04	1,32	982
Elemento intermedio de pluma Intermediate jib section / Ausleger-Zwischenstück Elément interm. de flèche / Spezzone di braccio		2	5,94	0,95	1,32	465
		3	5,94	0,95	1,22	475
		4	5,94	0,95	1,22	450
		5	11,74	0,95	1,32	915
		6	5,14	0,95	1,22	328
		7	3,64	0,95	1,22	225
Contrapluma / Counter-jib Gegenausleger / Contre-flèche Controbraccio			11,5	0,26	1,48	1480
			4,05	0,33	0,58	96
Elemento de torre / Tower section Turmstück / Elément de mât Elemento di torre		D	11,8	1,2	1,38	3017
		D	8,0	1,2	1,38	2075
		D	5,9	1,2	1,38	1560
		D	4,0	1,2	1,38	1100
		E	11,8	1,2	1,38	3782
		E	8,0	1,2	1,38	2654
		E	5,9	1,2	1,38	2090
		E	4	1,2	1,38	1527
		J	10	1,85	1,38	3520
Bloque de contrapeso / Counterweight blocks Gegengewichtsblöcke / Bloc de contrepoids Blocco di contrappeso		A	2,94	0,30	1,25	2300
		B	2,94	0,18	1,25	1400
		C	1,70	0,18	1,25	850
Bloque lastre de base / Base ballast block Grundballastblöcke / Bloc de lest de base Blocco di zavorra alla base			4,4	1,2	0,3	3800
Gancho y Carro / Hook and Trolley Lasthaken - Laufkatze / Crochet - Chariot Gancio e Carrello			0,75	0,12	1,40	164
			0,96	1,10	0,62	118
Cabeza de torre / Tower head Turmspitze / Porte - flèche Testa di torre			6,5	1,8	1,7	3504
Viga principal base / Main base beam Hauptträger für fundamentkreuz Poutre de châssis de base Trave principale della base			5,72	0,67	0,65	1560

		L(m)	W(m)	H(m)	Peso(Kg)	
Semiviga secundaria base / Half base beam Halbträger für fundamentkreuz Semipoutre de châssis de base Semitrave secundaria della base		2,77	0,45	0,665	800	
Elemento de empotre / Foundation anchor / Fundamentanker / Élément de scellement / El annegare.		S51	1,2	1,38	1,42	496
		S52R	1,2	1,38	1,42	594
		S60/8	1,85	1,85	1,6	956

ESPECIFICACIONES SUJETAS A MODIFICACIONES SIN PREVIO AVISO.

Specifications subject to modification without notice.
 Obiges kann ohne berstaendigung geaendert werden.
 Specifications susceptibles de modification sans avis préalable.
 Specifiche suscettibili di variazioni senza preavviso.

DECLINAMOS TODA RESPONSABILIDAD DERIVADA DE LA INFORMACION PROPORCIONADA.

This information is supplied without liability.
 Sämtliche Angaben erfolgen ohne Gewähr.
 Ces renseignements sont sans garantie.
 Le indicazioni contenute si intendono salvo errori ed omissioni.

SAEZ

CRANES

SAEZ Cranes. Autovía Murcia - San Javier. 30155
Baños y Mendigo . Murcia. Spain
T + 34 968 60 66 00 F + 34 968 60 66 08
saezcranes.com



SAEZ 09