

# ALL TERRAIN CRANE

AR

## AR-4000M

### *JAPANESE SPECIFICATIONS*

CARRIER MODEL	SPEC. NO.
FAUN RTF600-7	AR-4000M-1

The "fully automatic luffing jib" and the "luffing jib" are optional equipment.  
Refer to the specifications in the separate sections regarding the details of these optional jibs.

Control No. AR-4000M-1 / MB-03

# AR-4000M

## CRANE SPECIFICATIONS

### CRANE CAPACITY

Boom			
14.4m Boom	400,000kg	at 3.0m	(18part-line x 2)
17.5m Boom	180,000kg	at 6.0m	(16part-line)
20.5m Boom	180,000kg	at 6.0m	(16part-line)
22.8m Boom	180,000kg	at 6.0m	(16part-line)
23.6m Boom	180,000kg	at 6.0m	(16part-line)
31.2m Boom	130,000kg	at 8.0m	(11part-line)
32.8m Boom	130,000kg	at 8.0m	(11part-line)
39.6m Boom	100,000kg	at 11.0m	( 9part-line)
42.0m Boom	100,000kg	at 10.0m	( 9part-line)
48.0m Boom	70,000kg	at 12.0m	( 6part-line)
51.2m Boom	70,000kg	at 10.0m	( 6part-line)
Single top	12,500kg		( 1part-line)

<Reference>

#### Fully automatic luffing jib

11.1m Jib	60,000kg	at 10.0m	( 5part-line)
19.1m Jib	33,000kg	at 9.0m	( 3part-line)
27.1m Jib	11,000kg	at 24.0m	( 1part-line)
35.1m Jib	9,500kg	at 18.0m	( 1part-line)

#### Luffing jib

18m Jib	110,000kg	at 11.0m	(10part-line)
27m Jib	68,000kg	at 16.0m	( 6part-line)
36m Jib	52,700kg	at 20.0m	( 6part-line)
45m Jib	35,600kg	at 28.0m	( 4part-line)
54m Jib	18,100kg	at 20.0m	( 2part-line)
63m Jib	15,800kg	at 32.0m	( 2part-line)
72m Jib	9,800kg	at 26.0m	( 2part-line)

### MAX.LIFTING HEIGHT

Boom 51.0m (70.0 t)

<Reference> Fully automatic luffing jib 88.0m (8.0 t)

<Reference> Luffing jib 118.0m (4.0 t)

### MAX.WORKING RADIUS

Boom 48.0m (9.8 t)

<Reference> Fully automatic luffing jib 70.0m (1.9 t)

<Reference> Luffing jib 95.0m (3.5 t)

### BOOM LENGTH

14.4m – 51.2m

### MAIN WINCH SINGLE LINE WINDING SPEED

150m/min (5th layer)

### AUXILIARY WINCH SINGLE LINE WINDING SPEED

150m/min (5th layer)

### BOOM ELEVATION ANGLE

-1° ~ 83°

### BOOM ELEVATION SPEED

-1° ~ 83° 136s

### SWING ANGLE

360° continue

### SWING SPEED

1.0min<sup>-1</sup>/0.5min<sup>-1</sup>/0.3min<sup>-1</sup>

### WIRE ROPE

Main Winch

25mm x 455m (Diameter x Length)

Anti-rotate wire rope

Auxiliary Winch

25mm x 455m (Diameter x Length)

Anti-rotate wire rope

### HOOK

200t hook (18part-line)(with attachment)

80t hook ( 6part-line)

25t hook ( 2part-line)

12.5t hook ( 1part-line)

### BOOM

5-section sequential hydraulically telescoping boom of box construction

Each stage lock or no lock

(spring type and air cylinder type)

### BOOM EXTENSION

4 double-acting hydraulic cylinders

### SINGLE TOP

Single sheave. Mounted to main boom head for single line work

### HOIST

Driven by hydraulic variable motor and via planetary gear reducer.

Automatic brake

2-speed (high/low) selection type

2 single winches

### BOOM ELEVATION

2 double-acting hydraulic cylinders

### SWING

Hydraulic motor driven planetary gear reducer

Roller type swing bearing

Disk type negative brake

With the device for high/low speed changing and slow speed operation

Pneumatically operated swing lock

### OUTRIGGERS

Fully hydraulic H-type 3 steps

Slides and jacks each provided with independent operation device.

Fully extended width 9.0m

Middle extended width 8.0m, 7.0m, 5.8m

Extended width detector provided.

Slide lock pin provided.

### CENTER JACK

1 hydraulic center jack (With ground-detection device)

### AUXILIARY JACKS

4 hydraulic auxiliary jacks (With ground-detection device)

### COUNTERWEIGHT

120t, 100t, 80t, 57t, 41t, 26t

### ENGINE FOR CRANE

Engine exclusive to upper component operation

Model NISSAN DIESEL RF804

Type 4-cycle, V8-cylinder, direct-injection, water-cooled diesel engine

Piston displacement 16,991cm<sup>3</sup>

Max. output

198kw at 1,700rpm {270PS at 1,700rpm}

Max. torque

1,050N·m at 1,400rpm {107kgf·m at 1,400rpm}

### FUEL TANK CAPACITY

300 liters

### HYDRAULIC PUMPS

2 variable piston pumps and 2 gear pumps

### HYDRAULIC OIL TANK CAPACITY

Upper 2,410 liters

Lower 350 liters

### SAFETY DEVICES

Automatic moment limiter (AML)

Multiple display

With working range limiting function

Outrigger extension automatic detector

Counterweight combination automatic detector

Working range limiting device

Swing automatic stop device

Boom elevation slow down and stop device

Over-winding cutout device

Dead winding holding device

Cable follower

Hook safety latch

Winch drum lock

Hydraulic safety valve

Hydraulic lock (elevation, telescoping, hoist, jack, jib tilt, dismount/mount)

Swing lock

Level gauge

## CARRIER SPECIFICATIONS

### EQUIPMENT

Oil cooler  
 Boom dismount/mount device  
 Swing frame dismount/mount device  
 Counterweight dismount/mount device  
 Boom elevation creeping mode setting device  
 AML external warning lamp  
 Hook movement amount indicator  
 Wind velocity meter  
 Iron plate  
 Hot and cool boxes  
 Lunch table  
 Air conditioner  
 Drum monitor  
 FM radio  
 Back monitor  
 Remote searchlight  
 Engine automatic air-releasing device

### OPTIONAL EQUIPMENT

Swing alarm  
 Hung loads monitoring camera

### MANUFACTURER

FAUN GmbH

### CARRIER MODEL

RTF 600-7

### ENGINE

Model OM442LA (Benz)  
 Type 4-cycle, V8-cylinder, direct-injection,  
 turbo diesel engine with inter cooler  
 Piston displacement 14,618cm<sup>3</sup>  
 Max. output  
 405kw at 2,100min<sup>-1</sup> {550PS at 2,100rpm}  
 Max. torque  
 2,350N-m at 1,100min<sup>-1</sup> {240kgf-m at 1,100rpm}

### TRANSMISSION

Fully automatic  
 5-forward and 1-reverse speeds  
 Sub-transmission provided.

### CLUTCH

Torque converter provided.  
 Automatic lock-up mechanism provided.

### DRIVING METHOD

14 x 4  
 14 x 6, 14 x 8 --- Off load (with def-lock mechanism)

### AXLE (all axles)

Full-floating type

### SUSPENSION (all axles)

Hydraulic pneumatic suspension  
 Stroke: +149mm/-113mm

### STEERING

Type: Left-side handle  
 Fully hydraulic power steering  
 2 circuits  
 Emergency power steering

### BRAKE SYSTEM

Service Brake  
 Air brake on all wheels  
 2 circuits  
 Parking Brake  
 Spring brake, acting on the 4th, 5th, 6th, 7th axles (8 wheels)  
 Emergency Brake  
 Works by applying the parking brake  
 Auxiliary Brake  
 Flow type retarder (transmission built-in)  
 Exhaust brake  
 Eddy current retarder

### ELECTRIC SYSTEM

24 V DC. 2 batteries of 12V-170Ah

### FUEL TANK CAPACITY

600 liters

### CAB

Two-man type

### TIRES

445/95R25 177E ROAD (all wheels)

### WHEEL

11.25-25 (all wheels)

### STANDARD EQUIPMENT

Air conditioner  
 FM radio  
 Mud guard  
 Centralized lubrication unit  
 Bed for napping  
 Back monitor

GENERAL DATA
--------------

**DIMENSIONS (CARRIER ONLY)**

Overall length	15,980mm
Overall width	3,000mm
Overall height	2,820mm
Wheel base	1,650mm + 2,850mm + 1,700mm + 1,650mm + 1,800mm + 1,650mm
Tread	2,557mm

**WEIGHTS (CARRIER ONLY)**

Gross vehicle weight	
Total	44,990kg (Two-man type)
Front: 1st + 2nd axles	14,460kg
Rear: 3rd + 4th + 5th axles	13,880kg
6th + 7th axles	16,650kg

**PERFORMANCE**

Max. traveling speed	62km/h
Gradeability (tan )	0.34
Min. turning radius	
10-wheel steering	11.9m

## Note:

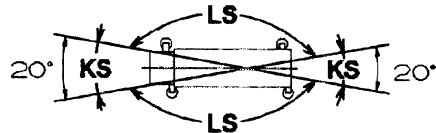
1. The swing jib of this crane must be removed and transported separately from the carrier when running on public roads.
2. This crane is covered by Class C Conditions under the Basic Running Conditions of the Road Traffic Act.

## TOTAL RATED LOADS

- The total rated loads shown are for the case where the outriggers are set horizontally on firm level ground. The values above the bold lines are based on the crane strength while those below are based on the crane stability.
- The table below shows the classification of Performances A to J, and FS to LS of the total rated load.

Counterweight Outrigger extension width	120t	100t	80t	57t	41t	26t	0 t
9.0 m	A	B	C	D	E	F (FS)	H (HS) { I (IS) }
8.0 m	/	C	D	E	F	G (GS)	I (IS) { J (JS) }
7.0 m	/	/	/	E	G	H (HS)	J (JS)
5.8 m	/	/	/	/	H	I (IS)	J (JS)
2.6 m	/	/	/	/	/	/	KS, LS

- A to J are the performances when a boom is extended by the telescoping method I (second-boom end extension method) while FS to LS are performances when a boom is extended by the telescoping method II (top-boom end extension method).
- The total rated load for the 14.4 m boom with the heavy load head is applied only for the outrigger extension width of 9.0 m, and is a value when the auxiliary and center jacks are used. The maximum total rated load is 180 t when even one of the jacks is not used.
- When the counterweight is 0 t:  
When the outrigger extension width is 9.0 m, the over-side and over-rear performances are H (HS) while the over-front performance is I (IS).  
When the outrigger extension width is 8.0 m, the over-side and over-rear performances are I (IS) while the over-front performance is J (JS).
- Performances KS and LS are available for the 23.6 m boom or shorter booms. The working range is as shown in the drawing.



- The weights of the slings and hooks (200 t hook with attachment: 2,300kg, 200 t hook: 2,100kg, 80 t hook: 1,360kg, 12.5 t hook: 490kg) are included in the total rated loads shown.
- The total rated load is based on the actual working radius including the deflection of the boom.
- The standard hook and number of part lines are shown in the total rated loads chart. The load per line should not exceed 123 kN {12.5 tf}.
- The total rated load for the single top is the value obtained by subjecting the weight of the hook and the sling mounted on the boom from the total rated load for the boom, and must not exceed 12.5 t.
- The rated total load table does not include wind effects. When the maximum instantaneous velocity is 10m/s or more, stop crane operation.
- Mark in the total rated load chart shows the boom elevating angle range under no load.
- The boom telescoping order, stroke of each boom, boom length, boom fixing pin condition when the boom and jib are used are as follows.
  - The boom telescoping order and stroke of each boom
    - Telescoping method I
      - Extend the boom from the base boom side in sequence, and then extend the next boom after the boom is extended by the stroke shown in the following table.
      - Retract the boom from the top boom side, and then retract the next boom after all the stages are retracted.

2) Telescoping method II

- Extend the boom from the top boom side in sequence, and then extend the next boom after the boom is 100% (9.2 m) extended by the stroke.
- Retract the boom from the base boom side in sequence, and then retract the next boom after all the stages are retracted.

A stroke with “ ” mark can be selected.

Telescoping method	I		II
Stroke of each boom Crane condition	100 % ( 9.2 m )	91 % ( 8.4 m )	100 % ( 9.2 m )
Boom	○	○	○
Fully automatic luffing jib	○	×	×
Luffing jib	×	○	×

(2) Boom length and boom fixing pin condition

- When even one of the middle boom lengths and boom fixing pin conditions in the following table is shown “ ” instead of “ ” at the time of boom operation, the boom fixing pin non-using performance will be applied.

1) Telescoping method I

Boom length				Pin condition when the boom fixing pin is used
Boom		Fully automatic luffing jib	Luffing jib	
100%	91%			
14.4	14.4	14.4	14.4	
17.5	17.5	--	17.5	
20.5	20.5	--	20.5	
23.6	22.8	23.6	22.8	
32.8	31.2	32.8	31.2	
42.0	39.6	42.0	39.6	
51.2	48.0	51.2	48.0	

## 2) Telescoping method II

Boom length (m)	Pin condition when the boom fixing pin is used	●	○	◐
		Pin inserted	Pin extracted	Pin insertion or extraction is possible.
14.4				
23.6				
32.8				
42.0				
45.1				
48.1				
51.2				

## (3) Boom fixing pin non-using performance

- When the boom length and boom fixing pin condition are in any other condition than "(2) Boom length and boom fixing pin condition", the maximum total rated load for each boom length will be a value shown in the following table.
- When extracting the boom fixing pin while hanging a load, the total rated load should be 25 t or less for any boom length.

Telescoping method		I			II
Boom length	100 %	23.6 m or less	Above 23.6 m and 32.8 m or less	Above 32.8 m and 51.2 m or less	For all boom lengths
	91 %	22.8 m or less	Above 22.8 m and 31.2 m or less	Above 31.2 m and 48.0 m or less	
Maximum total rated load (t)		52.0	50.0	30.0	30.0

## Total rated loads chart

## Performance A

Boom (telescoping method I / 100% stroke)

Unit: ton

Boom length (m) Working radius (m)	14.4 With the heavy load head	14.4	17.5	20.5	23.6	32.8	42.0	51.2
3.0	400.0	180.0	180.0	180.0	180.0			
3.5	320.0	180.0	180.0	180.0	180.0			
4.0	287.0	180.0	180.0	180.0	180.0			
4.5	263.0	180.0	180.0	180.0	180.0			
5.0	242.0	180.0	180.0	180.0	180.0	130.0		
6.0	205.0	180.0	180.0	180.0	180.0	130.0		
7.0	175.0	175.0	170.0	169.0	169.0	130.0	100.0	
8.0	156.0	156.0	153.0	149.0	148.0	130.0	100.0	70.0
9.0	139.0	139.0	138.0	135.0	132.0	128.0	100.0	70.0
10.0	124.0	124.0	125.0	123.0	121.0	116.0	100.0	70.0
11.0	107.0	107.0	114.0	113.0	110.0	107.0	98.7	68.4
12.0	85.5	85.5	103.0	103.0	102.0	99.0	91.9	64.2
14.0			80.2	86.9	86.8	85.5	80.2	56.8
16.0				70.5	73.8	74.6	70.6	50.6
18.0				48.4	61.8	64.6	62.5	45.6
20.0					47.7	56.4	55.3	41.3
22.0						49.7	49.3	38.0
24.0						44.1	44.3	35.1
26.0						38.2	39.9	32.7
28.0						31.1	36.2	30.8
30.0						20.9	33.0	29.3
32.0							30.1	28.1
34.0							26.7	27.2
36.0							22.4	25.0
38.0							17.1	23.1
40.0								21.4
42.0								19.9
44.0								17.8
46.0								14.5
48.0								9.8
( ° )	0 ~ 83	0 ~ 83	0 ~ 83	0 ~ 83	0 ~ 83	0 ~ 83	7 ~ 83	9 ~ 83
Standard hook	200 t × 2 with attachment	200 t with attachment				200 t		80 t
The weights of the hooks	2300kg × 2	2300kg				2100kg		1360kg
Standard number of part lines	18 × 2	16				11	9	6

Note: a 120 t counterweight and 9.0 m outrigger extension width.

The total rated load for the 14.4 m boom with the heavy load head is the value when the auxiliary and center jacks are used.

The maximum total rated load is 180t when even one of the jacks are not used.



## Total rated loads chart

## Performance B

Boom (telescoping method I / 100% stroke)

Unit: ton

Boom length (m) Working radius (m)	14.4 With the heavy load head	14.4	17.5	20.5	23.6	32.8	42.0	51.2	
3.0	400.0	180.0	180.0	180.0	180.0				
3.5	320.0	180.0	180.0	180.0	180.0				
4.0	287.0	180.0	180.0	180.0	180.0				
4.5	263.0	180.0	180.0	180.0	180.0				
5.0	242.0	180.0	180.0	180.0	180.0	130.0			
6.0	205.0	180.0	180.0	180.0	180.0	130.0			
7.0	175.0	175.0	170.0	169.0	169.0	130.0	100.0		
8.0	152.0	152.0	152.0	149.0	148.0	130.0	100.0	70.0	
9.0	137.0	137.0	136.0	135.0	132.0	128.0	100.0	70.0	
10.0	122.0	122.0	122.0	121.0	120.0	116.0	100.0	70.0	
11.0	107.0	107.0	109.0	108.0	108.0	107.0	98.7	68.4	
12.0	85.5	85.5	99.4	98.5	97.7	98.8	91.9	64.2	
14.0			80.2	82.1	81.3	82.4	80.2	56.8	
16.0				69.8	69.0	70.0	70.6	50.6	
18.0				48.4	59.3	60.3	62.2	45.6	
20.0					47.7	52.6	54.4	41.3	
22.0						45.9	48.0	38.0	
24.0						39.6	41.7	35.1	
26.0						34.5	36.5	32.7	
28.0						30.2	32.2	30.8	
30.0						20.9	28.5	29.3	
32.0							25.3	27.7	
34.0							22.6	24.9	
36.0							20.2	22.5	
38.0							17.1	20.3	
40.0								18.4	
42.0								16.7	
44.0								15.2	
46.0								13.9	
48.0								9.8	
( ° )	0 ~ 83	0 ~ 83	0 ~ 83	0 ~ 83	0 ~ 83	0 ~ 83	7 ~ 83	9 ~ 83	
Standard hook	200 t × 2 with attachment	200 t with attachment				200 t		80 t	
The weights of the hooks	2300kg × 2	2300kg				2100kg		1360kg	
Standard number of part lines	18 × 2	16				11	9	6	

Note: a 100 t counterweight and 9.0 m outrigger extension width.

The total rated load for the 14.4 m boom with the heavy load head is the value when the auxiliary and center jacks are used.

The maximum total rated load is 180t when even one of the jacks are not used.

## Total rated loads chart

## Performance C

Boom (telescoping method I / 100% stroke)

Unit: ton

Boom length (m) Working radius (m)	14.4 With the heavy load head	14.4	17.5	20.5	23.6	32.8	42.0	51.2	
3.0	400.0	180.0	180.0	180.0	180.0				
3.5	320.0	180.0	180.0	180.0	180.0				
4.0	287.0	180.0	180.0	180.0	180.0				
4.5	262.0	180.0	180.0	180.0	180.0				
5.0	236.0	180.0	180.0	180.0	180.0	130.0			
6.0	197.0	180.0	180.0	180.0	180.0	130.0			
7.0	165.0	165.0	164.0	163.0	162.0	130.0	100.0		
8.0	146.0	146.0	145.0	144.0	144.0	130.0	100.0	70.0	
9.0	129.0	129.0	128.0	127.0	126.0	127.0	100.0	70.0	
10.0	115.0	115.0	114.0	113.0	112.0	113.0	100.0	70.0	
11.0	103.0	103.0	102.0	101.0	101.0	102.0	98.7	68.4	
12.0	85.5	85.5	93.1	92.1	91.3	92.4	91.9	64.2	
14.0			77.6	76.6	75.8	76.9	78.7	56.8	
16.0				65.0	64.1	65.2	67.0	50.6	
18.0				48.4	52.9	54.1	56.4	45.6	
20.0					44.2	45.3	47.5	41.3	
22.0						38.4	40.6	38.0	
24.0						32.9	35.0	35.1	
26.0						28.3	30.3	32.7	
28.0						24.5	26.5	29.0	
30.0						20.9	23.2	25.7	
32.0							20.4	22.8	
34.0							18.0	20.4	
36.0							16.0	18.2	
38.0							14.2	16.3	
40.0								14.6	
42.0								13.1	
44.0								11.7	
46.0								10.3	
48.0								9.1	
( ° )	0 ~ 83	0 ~ 83	0 ~ 83	0 ~ 83	0 ~ 83	0 ~ 83	7 ~ 83	9 ~ 83	
Standard hook	200 t × 2 with attachment	200 t with attachment				200 t		80 t	
The weights of the hooks	2300kg × 2	2300kg				2100kg		1360kg	
Standard number of part lines	18 × 2	16				11	9	6	

Note: a 100 t counterweight and 8.0 m outrigger extension width.

a 80 t counterweight and 9.0 m outrigger extension width.

The total rated load for the 14.4 m boom with the heavy load head is applied only for the outrigger extension width of 9.0 m, and is the value when the auxiliary and center jacks are used.

The maximum total rated load is 180 t when even one of the jacks are not used.

## Total rated loads chart

## Performance D

Boom (telescoping method I / 100% stroke)

Unit: ton

Boom length (m) Working radius (m)	14.4 With the heavy load head	14.4	17.5	20.5	23.6	32.8	42.0	51.2	
3.0	400.0	180.0	180.0	180.0	180.0				
3.5	320.0	180.0	180.0	180.0	180.0				
4.0	271.0	180.0	180.0	180.0	180.0				
4.5	242.0	180.0	180.0	180.0	180.0				
5.0	225.0	180.0	180.0	180.0	180.0	130.0			
6.0	190.0	180.0	178.0	177.0	176.0	130.0			
7.0	159.0	159.0	154.0	153.0	153.0	130.0	100.0		
8.0	136.0	136.0	134.0	133.0	132.0	130.0	100.0	70.0	
9.0	118.0	118.0	118.0	117.0	116.0	117.0	100.0	70.0	
10.0	105.0	105.0	105.0	104.0	103.0	104.0	100.0	70.0	
11.0	95.1	95.1	94.2	93.3	92.5	93.6	95.4	68.4	
12.0	85.5	85.5	85.2	84.2	83.4	84.5	86.4	64.2	
14.0			66.5	65.2	64.1	65.5	68.0	56.8	
16.0				51.8	50.8	52.1	54.5	50.6	
18.0				42.2	41.1	42.4	44.7	45.6	
20.0					33.9	35.0	37.2	40.0	
22.0						29.2	31.3	34.0	
24.0						24.5	26.6	29.3	
26.0						20.7	22.7	25.3	
28.0						17.3	19.5	22.0	
30.0						14.2	16.6	19.2	
32.0							13.9	16.8	
34.0							11.6	14.6	
36.0							9.6	12.5	
38.0							7.8	10.6	
40.0								9.0	
42.0								7.6	
44.0								6.3	
46.0								5.2	
48.0								4.2	
( ° )	0 ~ 83	0 ~ 83	0 ~ 83	0 ~ 83	0 ~ 83	0 ~ 83	7 ~ 83	9 ~ 83	
Standard hook	200 t × 2 with attachment	200 t with attachment				200 t		80 t	
The weights of the hooks	2300kg × 2	2300kg				2100kg		1360kg	
Standard number of part lines	18 × 2	16				11	9	6	

Note: a 80 t counterweight and 8.0 m outrigger extension width.

a 57 t counterweight and 9.0 m outrigger extension width.

The total rated load for the 14.4 m boom with the heavy load head is applied only for the outrigger extension width of 9.0 m, and is the value when the auxiliary and center jacks are used.

The maximum total rated load is 180 t when even one of the jacks are not used.

## Total rated loads chart

## Performance E

Boom (telescoping method I / 100% stroke)

Unit: ton

Boom length (m) Working radius (m)	14.4 With the heavy load head	14.4	17.5	20.5	23.6	32.8	42.0	51.2	
3.0	320.0	180.0	180.0	180.0	180.0				
3.5	282.0	180.0	180.0	180.0	180.0				
4.0	260.0	180.0	180.0	180.0	180.0				
4.5	241.0	180.0	180.0	180.0	180.0				
5.0	218.0	180.0	180.0	180.0	180.0	130.0			
6.0	182.0	180.0	165.0	164.0	164.0	130.0			
7.0	145.0	145.0	144.0	143.0	142.0	130.0	100.0		
8.0	128.0	128.0	127.0	126.0	125.0	127.0	100.0	70.0	
9.0	114.0	114.0	113.0	112.0	111.0	113.0	100.0	70.0	
10.0	96.5	96.5	95.4	93.9	92.6	94.4	97.3	70.0	
11.0	81.5	81.5	80.2	78.7	77.5	79.2	82.0	68.4	
12.0	70.1	70.1	68.6	67.2	66.0	67.6	70.3	64.2	
14.0			52.0	50.7	49.6	51.1	53.6	56.6	
16.0				39.5	38.5	39.8	42.2	45.1	
18.0				31.6	30.5	31.7	34.0	36.8	
20.0					24.5	25.6	27.8	30.5	
22.0						20.8	22.9	25.6	
24.0						16.5	19.0	21.6	
26.0						12.9	15.5	18.3	
28.0						10.0	12.5	15.6	
30.0						7.6	10.0	13.0	
32.0							7.8	10.8	
34.0							5.9	8.9	
36.0							4.3	7.2	
38.0								5.7	
40.0								4.4	
42.0								3.2	
( ° )	0 ~ 83	0 ~ 83	0 ~ 83	0 ~ 83	0 ~ 83	0 ~ 83	7 ~ 83	24 ~ 83	
Standard hook	200 t × 2 with attachment	200 t with attachment				200 t		80 t	
The weights of the hooks	2300kg × 2	2300kg				2100kg		1360kg	
Standard number of part lines	18 × 2	16				11	9	6	

Note: a 57 t counterweight and 8.0 m or 7.0 m outrigger extension width.

a 41 t counterweight and 9.0 m outrigger extension width.

The total rated load for the 14.4 m boom with the heavy load head is applied only for the outrigger extension width of 9.0 m, and is the value when the auxiliary and center jacks are used.

The maximum total rated load is 180 t when even one of the jacks are not used.

## Total rated loads chart

## Performance F Boom (telescoping method I / 100% stroke)

Unit: ton

Boom length (m) Working radius (m)	14.4	17.5	20.5	23.6	32.8	42.0	51.2
3.0	180.0	180.0	180.0	180.0			
3.5	180.0	180.0	180.0	180.0			
4.0	180.0	180.0	180.0	180.0			
4.5	180.0	180.0	180.0	180.0			
5.0	180.0	180.0	180.0	180.0	130.0		
6.0	162.0	161.0	160.0	159.0	130.0		
7.0	138.0	137.0	136.0	135.0	130.0	100.0	
8.0	119.0	119.0	118.0	117.0	118.0	100.0	70.0
9.0	103.0	102.0	101.0	99.9	101.0	100.0	70.0
10.0	85.7	84.6	83.1	81.9	83.7	86.6	70.0
11.0	72.4	71.1	69.7	68.5	70.2	73.0	68.4
12.0	62.3	60.7	59.4	58.2	59.9	62.5	64.2
14.0		45.9	44.6	43.5	45.0	47.5	50.6
16.0			34.0	32.9	34.3	36.9	40.1
18.0			26.2	25.1	26.4	28.9	31.9
20.0				19.2	20.6	22.9	25.8
22.0					15.7	18.4	21.2
24.0					11.7	14.5	17.4
26.0					8.4	11.1	14.4
28.0					5.7	8.4	11.6
30.0					3.6	6.0	9.2
32.0						4.1	7.2
34.0							5.4
36.0							3.9
38.0							2.6
( ° )	0 ~ 83	0 ~ 83	0 ~ 83	0 ~ 83	0 ~ 83	33 ~ 83	38 ~ 83
Standard hook	200 t with attachment				200 t		80 t
The weights of the hooks	2300kg				2100kg		1360kg
Standard number of part lines	16				11	9	6

Note: a 41 t counterweight and 8.0 m outrigger extension width.  
a 26 t counterweight and 9.0 m outrigger extension width.

## Total rated loads chart

## Performance G Boom (telescoping method I / 100% stroke)

Unit: ton

Boom length (m) Working radius (m)	14.4	17.5	20.5	23.6	32.8	42.0	51.2
3.0	180.0	180.0	180.0	180.0			
3.5	180.0	180.0	180.0	180.0			
4.0	180.0	180.0	180.0	180.0			
4.5	180.0	180.0	180.0	180.0			
5.0	180.0	180.0	180.0	180.0	130.0		
6.0	159.0	158.0	157.0	156.0	130.0		
7.0	138.0	137.0	136.0	135.0	130.0	100.0	
8.0	119.0	119.0	118.0	117.0	118.0	100.0	70.0
9.0	96.6	95.5	93.7	92.2	94.4	97.8	70.0
10.0	77.7	76.4	74.8	73.4	75.4	78.6	70.0
11.0	64.2	62.8	61.3	60.0	61.9	64.9	68.4
12.0	54.3	52.7	51.2	50.0	51.7	54.6	58.1
14.0		38.5	37.1	36.0	37.5	40.1	43.4
16.0			27.7	26.6	28.1	30.6	33.6
18.0			21.1	20.0	21.3	23.7	26.6
20.0				14.4	16.0	18.6	21.4
22.0					11.5	14.4	17.3
24.0					8.0	10.8	14.1
26.0					5.2	7.8	11.1
28.0						5.4	8.6
30.0						3.3	6.5
32.0							4.7
34.0							3.1
( ° )	0 ~ 83	0 ~ 83	0 ~ 83	0 ~ 83	23 ~ 83	42 ~ 83	47 ~ 83
Standard hook	200 t with attachment				200 t		80 t
The weights of the hooks	2300kg				2100kg		1360kg
Standard number of part lines	16				11	9	6

Note: a 41 t counterweight and 7.0 m outrigger extension width.  
a 26 t counterweight and 8.0 m outrigger extension width.

## Total rated loads chart

## Performance H Boom (telescoping method I / 100% stroke)

Unit: ton

Boom length (m) Working radius (m)	14.4	17.5	20.5	23.6	32.8	42.0	51.2
3.0	180.0	180.0	180.0	180.0			
3.5	180.0	180.0	180.0	180.0			
4.0	180.0	180.0	180.0	180.0			
4.5	180.0	180.0	180.0	180.0			
5.0	176.0	176.0	175.0	174.0	130.0		
6.0	146.0	145.0	144.0	144.0	130.0		
7.0	120.0	119.0	117.0	116.0	118.0	100.0	
8.0	90.9	89.9	88.2	86.8	89.0	92.4	70.0
9.0	71.8	70.7	69.2	67.9	69.9	73.1	70.0
10.0	58.4	57.0	55.3	53.9	56.1	59.5	63.1
11.0	46.8	45.3	43.7	42.4	44.5	47.7	51.7
12.0	38.5	36.8	35.3	34.1	36.0	39.0	42.8
14.0		25.2	23.8	22.6	24.3	27.1	30.5
16.0			15.9	14.5	16.4	19.2	22.6
18.0			9.8	8.3	10.2	13.4	16.7
20.0				3.9		8.7	12.4
22.0							8.7
( ° )	0 ~ 83	0 ~ 83	0 ~ 83	12 ~ 83	51 ~ 83	61 ~ 83	63 ~ 83
Standard hook	200 t with attachment				200 t		80 t
The weights of the hooks	2300kg				2100kg		1360kg
Standard number of part lines	16				11	9	6

Note: a 41 t counterweight and 5.8 m outrigger extension width.

A 26 t counterweight and 7.0 m outrigger extension width.

A 0 t counterweight and 9.0 m outrigger extension width (over side, over rear).

## Total rated loads chart

## Performance I Boom (telescoping method I / 100% stroke)

Unit: ton

Boom length (m) Working radius (m)	14.4	17.5	20.5	23.6	32.8	42.0	51.2
3.0	180.0	180.0	180.0	180.0			
3.5	180.0	180.0	180.0	180.0			
4.0	180.0	180.0	180.0	180.0			
4.5	179.0	179.0	178.0	177.0			
5.0	164.0	164.0	163.0	162.0	130.0		
6.0	131.0	131.0	129.0	127.0	129.0		
7.0	95.2	94.4	92.7	91.3	93.3	96.6	
8.0	73.1	72.2	70.6	69.3	71.2	74.2	70.0
9.0	58.1	56.9	55.2	53.8	56.0	59.2	62.7
10.0	45.6	44.2	42.7	41.4	43.4	46.7	50.6
11.0	36.7	35.2	33.8	32.6	34.5	37.5	41.2
12.0	30.1	28.5	27.1	26.0	27.7	30.6	34.1
14.0		19.1	17.8	16.6	18.3	21.0	24.2
16.0			10.9	9.6	11.5	14.6	17.6
18.0			6.0	4.7		9.4	12.9
20.0							9.0
( ° )	0 ~ 83	0 ~ 83	0 ~ 83	31 ~ 83	56 ~ 83	63 ~ 83	66 ~ 83
Standard hook	200 t with attachment				200 t		80 t
The weights of the hooks	2300kg				2100kg		1360kg
Standard number of part lines	16				11	9	6

Note: a 26 t counterweight and 5.8 m outrigger extension width.

A 0 t counterweight and 8.0 m outrigger extension width (over side, over rear).

A 0 t counterweight and 9.0 m outrigger extension width (over front).

## Performance J Boom (telescoping method I / 100% stroke)

Unit: ton

Boom length (m) Working radius (m)	14.4	17.5	20.5	23.6	32.8	42.0	51.2
3.0	180.0	180.0	180.0	180.0			
3.5	180.0	180.0	180.0	180.0			
4.0	180.0	180.0	179.0	179.0			
4.5	164.0	164.0	162.0	160.0			
5.0	122.0	121.0	119.0	117.0	120.0		
6.0	77.1	76.1	74.2	72.7	75.2		
7.0	53.9	52.9	51.3	49.9	52.1	55.5	
8.0	39.8	38.8	37.3	36.1	38.1	41.1	44.9
9.0	30.4	29.4	28.0	26.8	28.6	31.5	35.0
10.0	23.7	22.6	21.2	20.2	21.9	24.6	27.9
11.0	18.7	17.5	16.2	15.0	16.8	19.4	22.6
12.0	14.9	13.3	11.8	10.5			18.4
14.0		6.7	5.2				
( ° )	0 ~ 83	0 ~ 83	41 ~ 83	55 ~ 83	68 ~ 83	73 ~ 83	75 ~ 83
Standard hook	200 t with attachment				200 t		80 t
The weights of the hooks	2300kg				2100kg		1360kg
Standard number of part lines	16				11	9	6

Note: a 0 t counterweight and 7.0 m or 5.8 m outrigger extension width.

A 0 t counterweight and 8.0 m outrigger extension width (over front).



## Total rated loads chart

## Performance A Boom (telescoping method I / 91% stroke)

Unit: ton

Boom length (m) Working radius (m)	14.4 With the heavy load head	14.4	17.5	20.5	22.8	31.2	39.6	48.0	
3.0	400.0	180.0	180.0	180.0	180.0				
3.5	320.0	180.0	180.0	180.0	180.0				
4.0	287.0	180.0	180.0	180.0	180.0				
4.5	263.0	180.0	180.0	180.0	180.0	130.0			
5.0	242.0	180.0	180.0	180.0	180.0	130.0			
6.0	205.0	180.0	180.0	180.0	180.0	130.0	100.0		
7.0	175.0	175.0	170.0	169.0	169.0	130.0	100.0		
8.0	156.0	156.0	153.0	149.0	149.0	130.0	100.0	70.0	
9.0	139.0	139.0	138.0	135.0	133.0	129.0	100.0	70.0	
10.0	124.0	124.0	125.0	123.0	121.0	117.0	100.0	70.0	
11.0	107.0	107.0	114.0	113.0	111.0	108.0	100.0	70.0	
12.0	85.5	85.5	103.0	103.0	102.0	99.9	98.4	70.0	
14.0			80.2	86.9	87.0	86.2	84.9	64.0	
16.0				70.5	73.7	75.0	73.4	57.5	
18.0				48.4	60.4	64.8	64.4	52.1	
20.0					43.0	56.6	57.0	47.3	
22.0						49.9	50.9	43.7	
24.0						43.7	45.7	40.7	
26.0						36.2	41.2	38.3	
28.0						26.3	37.1	36.4	
30.0							33.6	33.3	
32.0							29.5	30.5	
34.0							24.6	28.1	
36.0							18.3	25.9	
38.0								24.0	
40.0								22.0	
42.0								18.5	
44.0								14.2	
( ° )	0 ~ 83	0 ~ 83	0 ~ 83	0 ~ 83	0 ~ 83	0 ~ 83	4 ~ 83	7 ~ 83	
Standard hook	200 t × 2 with attachment	200 t with attachment				200 t		80 t	
The weights of the hooks	2300kg × 2	2300kg				2100kg		1360kg	
Standard number of part lines	18 × 2	16				11	9	6	

Note: a 120 t counterweight and 9.0 m outrigger extension width.

The total rated load for the 14.4 m boom with the heavy load head is the value when the auxiliary and center jacks are used.

The maximum total rated load is 180 t when even one of the jacks are not used.

## Total rated loads chart

## Performance B

Boom (telescoping method I / 91% stroke)

Unit : ton

Boom length (m) Working radius (m)	14.4 With the heavy load head	14.4	17.5	20.5	22.8	31.2	39.6	48.0
3.0	400.0	180.0	180.0	180.0	180.0			
3.5	320.0	180.0	180.0	180.0	180.0			
4.0	287.0	180.0	180.0	180.0	180.0			
4.5	263.0	180.0	180.0	180.0	180.0	130.0		
5.0	242.0	180.0	180.0	180.0	180.0	130.0		
6.0	205.0	180.0	180.0	180.0	180.0	130.0	100.0	
7.0	175.0	175.0	170.0	169.0	169.0	130.0	100.0	
8.0	152.0	152.0	152.0	149.0	149.0	130.0	100.0	70.0
9.0	137.0	137.0	136.0	135.0	133.0	129.0	100.0	70.0
10.0	122.0	122.0	122.0	121.0	120.0	117.0	100.0	70.0
11.0	107.0	107.0	109.0	108.0	108.0	108.0	100.0	70.0
12.0	85.5	85.5	99.4	98.5	97.9	98.9	98.4	70.0
14.0			80.2	82.1	81.5	82.5	84.3	64.0
16.0				69.8	69.2	70.2	71.9	57.5
18.0				48.4	59.6	60.5	62.3	52.1
20.0					43.0	52.7	54.5	47.3
22.0						46.1	48.1	43.7
24.0						39.8	41.8	40.7
26.0						34.7	36.6	38.3
28.0						26.3	32.3	34.7
30.0							28.6	31.0
32.0							25.4	27.8
34.0							22.7	25.0
36.0							18.3	22.5
38.0								20.4
40.0								18.5
42.0								16.8
44.0								14.2
( ° )	0 ~ 83	0 ~ 83	0 ~ 83	0 ~ 83	0 ~ 83	0 ~ 83	4 ~ 83	7 ~ 83
Standard hook	200 t × 2 with attachment	200 t with attachment				200 t		80 t
The weights of the hooks	2300kg × 2	2300kg				2100kg		1360kg
Standard number of part lines	18 × 2	16				11	9	6

Note: a 100 t counterweight and 9.0 m outrigger extension width.

The total rated load for the 14.4 m boom with the heavy load head is the value when the auxiliary and center jacks are used.

The maximum total rated load is 180 t when even one of the jacks are not used.

## Total rated loads chart

## Performance C

## Boom (telescoping method I / 91% stroke)

Unit: ton

Boom length (m) Working radius (m)	14.4 With the heavy load head	14.4	17.5	20.5	22.8	31.2	39.6	48.0
3.0	400.0	180.0	180.0	180.0	180.0			
3.5	320.0	180.0	180.0	180.0	180.0			
4.0	287.0	180.0	180.0	180.0	180.0			
4.5	262.0	180.0	180.0	180.0	180.0	130.0		
5.0	236.0	180.0	180.0	180.0	180.0	130.0		
6.0	197.0	180.0	180.0	180.0	180.0	130.0	100.0	
7.0	165.0	165.0	164.0	163.0	163.0	130.0	100.0	
8.0	146.0	146.0	145.0	144.0	144.0	130.0	100.0	70.0
9.0	129.0	129.0	128.0	127.0	126.0	128.0	100.0	70.0
10.0	115.0	115.0	114.0	113.0	112.0	113.0	100.0	70.0
11.0	103.0	103.0	102.0	101.0	101.0	102.0	100.0	70.0
12.0	85.5	85.5	93.1	92.1	91.5	92.5	94.3	70.0
14.0			77.6	76.6	76.0	77.0	78.8	64.0
16.0				65.0	64.3	65.3	67.1	57.5
18.0				48.4	53.1	54.3	56.5	52.1
20.0					43.0	45.5	47.6	47.3
22.0						38.6	40.7	43.3
24.0						33.0	35.1	37.6
26.0						28.5	30.5	33.0
28.0						24.8	26.6	29.0
30.0							23.4	25.7
32.0							20.6	22.9
34.0							18.2	20.4
36.0							16.1	18.3
38.0								16.4
40.0								14.7
42.0								13.2
44.0								11.8
( ° )	0 ~ 83	0 ~ 83	0 ~ 83	0 ~ 83	0 ~ 83	0 ~ 83	4 ~ 83	7 ~ 83
Standard hook	200 t × 2 with attachment	200 t with attachment				200 t		80 t
The weights of the hooks	2300kg × 2	2300kg				2100kg		1360kg
Standard number of part lines	18 × 2	16				11	9	6

Note: a 100 t counterweight and 8.0 m outrigger extension width.

a 80 t counterweight and 9.0 m outrigger extension width.

The total rated load for the 14.4 m boom with the heavy load head is applied only for the outrigger extension width of 9.0 m, and is the value when the auxiliary and center jacks are used.

The maximum total rated load is 180 t when even one of the jacks are not used.

## Total rated loads chart

## Performance D

Boom (telescoping method I / 91% stroke)

Unit : ton

Boom length (m) Working radius (m)	14.4 With the heavy load head	14.4	17.5	20.5	22.8	31.2	39.6	48.0
3.0	400.0	180.0	180.0	180.0	180.0			
3.5	320.0	180.0	180.0	180.0	180.0			
4.0	271.0	180.0	180.0	180.0	180.0			
4.5	242.0	180.0	180.0	180.0	180.0	130.0		
5.0	225.0	180.0	180.0	180.0	180.0	130.0		
6.0	190.0	180.0	178.0	177.0	176.0	130.0	100.0	
7.0	159.0	159.0	154.0	153.0	153.0	130.0	100.0	
8.0	136.0	136.0	134.0	133.0	132.0	130.0	100.0	70.0
9.0	118.0	118.0	118.0	117.0	116.0	117.0	100.0	70.0
10.0	105.0	105.0	105.0	104.0	103.0	104.0	100.0	70.0
11.0	95.1	95.1	94.2	93.3	92.7	93.9	95.5	70.0
12.0	85.5	85.5	85.2	84.2	83.6	84.6	86.4	70.0
14.0			66.5	65.2	64.3	65.7	68.2	64.0
16.0				51.8	51.0	52.3	54.6	57.5
18.0				42.2	41.4	42.5	44.8	47.6
20.0					34.1	35.1	37.3	40.0
22.0						29.3	31.4	34.1
24.0						24.7	26.7	29.3
26.0						20.9	22.9	25.4
28.0						17.5	19.6	22.1
30.0							16.8	19.3
32.0							14.0	16.9
34.0							11.7	14.6
36.0							9.7	12.5
38.0								10.7
40.0								9.1
42.0								7.7
44.0								6.4
( ° )	0 ~ 83	0 ~ 83	0 ~ 83	0 ~ 83	0 ~ 83	0 ~ 83	4 ~ 83	7 ~ 83
Standard hook	200 t × 2 with attachment	200 t with attachment				200 t		80 t
The weights of the hooks	2300kg × 2	2300kg				2100kg		1360kg
Standard number of part lines	18 × 2	16				11	9	6

Note: a 80 t counterweight and 8.0 m outrigger extension width.

a 57 t counterweight and 9.0 m outrigger extension width.

The total rated load for the 14.4 m boom with the heavy load head is applied only for the outrigger extension width of 9.0 m, and is the value when the auxiliary and center jacks are used.

The maximum total rated load is 180 t when even one of the jacks are not used.

## Total rated loads chart

## Performance E

## Boom (telescoping method I / 91% stroke)

Unit: ton

Boom length (m) Working radius (m)	14.4 With the heavy load head	14.4	17.5	20.5	22.8	31.2	39.6	48.0
3.0	320.0	180.0	180.0	180.0	180.0			
3.5	282.0	180.0	180.0	180.0	180.0			
4.0	260.0	180.0	180.0	180.0	180.0			
4.5	241.0	180.0	180.0	180.0	180.0	130.0		
5.0	218.0	180.0	180.0	180.0	180.0	130.0		
6.0	182.0	180.0	165.0	164.0	164.0	130.0	100.0	
7.0	145.0	145.0	144.0	143.0	143.0	130.0	100.0	
8.0	128.0	128.0	127.0	126.0	126.0	127.0	100.0	70.0
9.0	114.0	114.0	113.0	112.0	112.0	113.0	100.0	70.0
10.0	96.5	96.5	95.4	93.9	92.9	94.6	97.4	70.0
11.0	81.5	81.5	80.2	78.7	77.8	79.4	82.1	70.0
12.0	70.1	70.1	68.6	67.2	66.3	67.8	70.4	70.0
14.0			52.0	50.7	49.9	51.2	53.7	56.7
16.0				39.5	38.7	40.0	42.3	45.2
18.0				31.6	30.7	31.9	34.1	36.8
20.0					24.7	25.7	27.9	30.5
22.0						20.9	23.0	25.6
24.0						16.7	19.1	21.6
26.0						13.1	15.6	18.4
28.0						10.3	12.6	15.7
30.0							10.1	13.1
32.0							7.9	10.8
34.0							6.1	8.9
36.0							4.5	7.2
38.0								5.7
40.0								4.4
42.0								3.3
( ° )	0 ~ 83	0 ~ 83	0 ~ 83	0 ~ 83	0 ~ 83	0 ~ 83	5 ~ 83	9 ~ 83
Standard hook	200 t × 2 with attachment	200 t with attachment				200 t		80 t
The weights of the hooks	2300kg × 2	2300kg				2100kg		1360kg
Standard number of part lines	18 × 2	16				11	9	6

Note: a 57 t counterweight and 8.0 m or 7.0 m outrigger extension width.

a 41 t counterweight and 9.0 m outrigger extension width.

The total rated load for the 14.4 m boom with the heavy load head is applied only for the outrigger extension width of 9.0 m, and is the value when the auxiliary and center jacks are used.

The maximum total rated load is 180 t when even one of the jacks are not used.

## Total rated loads chart

## Performance F Boom (telescoping method I / 91% stroke)

Unit: ton

Boom length (m) Working radius (m)	14.4	17.5	20.5	22.8	31.2	39.6	48.0
3.0	180.0	180.0	180.0	180.0			
3.5	180.0	180.0	180.0	180.0			
4.0	180.0	180.0	180.0	180.0			
4.5	180.0	180.0	180.0	180.0	130.0		
5.0	180.0	180.0	180.0	180.0	130.0		
6.0	162.0	161.0	160.0	160.0	130.0	100.0	
7.0	138.0	137.0	136.0	135.0	130.0	100.0	
8.0	119.0	119.0	118.0	117.0	118.0	100.0	70.0
9.0	103.0	102.0	101.0	100.0	102.0	100.0	70.0
10.0	85.7	84.6	83.1	82.2	83.9	86.7	70.0
11.0	72.4	71.1	69.7	68.8	70.4	73.1	70.0
12.0	62.3	60.7	59.4	58.5	60.1	62.7	65.9
14.0		45.9	44.6	43.7	45.2	47.6	50.6
16.0			34.0	33.1	34.5	37.1	40.2
18.0			26.2	25.3	26.6	29.0	32.0
20.0				19.6	20.7	23.0	25.9
22.0					15.9	18.5	21.2
24.0					11.9	14.6	17.5
26.0					8.6	11.2	14.4
28.0					6.0	8.5	11.6
30.0						6.2	9.3
32.0						4.2	7.2
34.0							5.5
36.0							4.0
38.0							2.6
( ° )	0 ~ 83	0 ~ 83	0 ~ 83	0 ~ 83	0 ~ 83	25 ~ 83	31 ~ 83
Standard hook	200 t with attachment				200 t		80 t
The weights of the hooks	2300kg				2100kg		1360kg
Standard number of part lines	16				11	9	6

Note: a 41 t counterweight and 8.0 m outrigger extension width.

A 26 t counterweight and 9.0 m outrigger extension width.

## Total rated loads chart

## Performance G Boom (telescoping method I / 91% stroke)

Unit: ton

Boom length (m) Working radius (m)	14.4	17.5	20.5	22.8	31.2	39.6	48.0
3.0	180.0	180.0	180.0	180.0			
3.5	180.0	180.0	180.0	180.0			
4.0	180.0	180.0	180.0	180.0			
4.5	180.0	180.0	180.0	180.0	130.0		
5.0	180.0	180.0	180.0	180.0	130.0		
6.0	159.0	158.0	157.0	157.0	130.0	100.0	
7.0	138.0	137.0	136.0	135.0	130.0	100.0	
8.0	119.0	119.0	118.0	117.0	118.0	100.0	70.0
9.0	96.6	95.5	93.7	92.6	94.6	98.0	70.0
10.0	77.7	76.4	74.8	73.8	75.6	78.7	70.0
11.0	64.2	62.8	61.3	60.3	62.1	65.0	68.6
12.0	54.3	52.7	51.2	50.3	51.9	54.7	58.1
14.0		38.5	37.1	36.2	37.7	40.3	43.4
16.0			27.7	26.9	28.2	30.7	33.6
18.0			21.1	20.3	21.5	23.8	26.7
20.0				14.8	16.2	18.7	21.4
22.0					11.7	14.5	17.4
24.0					8.2	10.9	14.1
26.0					5.4	7.9	11.1
28.0					3.1	5.5	8.6
30.0						3.5	6.5
32.0							4.7
34.0							3.1
( ° )	0 ~ 83	0 ~ 83	0 ~ 83	0 ~ 83	6 ~ 83	35 ~ 83	40 ~ 83
Standard hook	200 t with attachment				200 t		80 t
The weights of the hooks	2300kg				2100kg		1360kg
Standard number of part lines	16				11	9	6

Note: a 41 t counterweight and 7.0 m outrigger extension width.  
A 26 t counterweight and 8.0 m outrigger extension width.

## Total rated loads chart

## Performance H Boom (telescoping method I / 91% stroke)

Unit: ton

Boom length (m) Working radius (m)	14.4	17.5	20.5	22.8	31.2	39.6	48.0
3.0	180.0	180.0	180.0	180.0			
3.5	180.0	180.0	180.0	180.0			
4.0	180.0	180.0	180.0	180.0			
4.5	180.0	180.0	180.0	180.0	130.0		
5.0	176.0	176.0	175.0	174.0	130.0		
6.0	146.0	145.0	144.0	144.0	130.0	100.0	
7.0	120.0	119.0	117.0	116.0	118.0	100.0	
8.0	90.9	89.9	88.2	87.2	89.2	92.6	70.0
9.0	71.8	70.7	69.2	68.2	70.1	73.2	70.0
10.0	58.4	57.0	55.3	54.2	56.3	59.6	63.1
11.0	46.8	45.3	43.7	42.8	44.7	47.9	51.7
12.0	38.5	36.8	35.3	34.4	36.2	39.1	42.8
14.0		25.2	23.8	22.9	24.5	27.2	30.6
16.0			15.9	14.9	16.6	19.3	22.6
18.0			9.8	8.7	10.4	13.5	16.7
20.0				4.3	5.8	8.8	12.4
22.0							8.8
( ° )	0 ~ 83	0 ~ 83	0 ~ 83	4 ~ 83	47 ~ 83	57 ~ 83	60 ~ 83
Standard hook	200 t with attachment				200 t		80 t
The weights of the hooks	2300kg				2100kg		1360kg
Standard number of part lines	16				11	9	6

Note: a 41 t counterweight and 5.8 m outrigger extension width.

A 26 t counterweight and 7.0 m outrigger extension width.

A 0 t counterweight and 9.0 m outrigger extension width (over side, over rear).



## Total rated loads chart

## Performance I

Boom (telescoping method I / 91% stroke)

Unit:ton

Boom length (m) Working radius (m)	14.4	17.5	20.5	22.8	31.2	39.6	48.0
3.0	180.0	180.0	180.0	180.0			
3.5	180.0	180.0	180.0	180.0			
4.0	180.0	180.0	180.0	180.0			
4.5	179.0	179.0	178.0	177.0	130.0		
5.0	164.0	164.0	163.0	162.0	130.0		
6.0	131.0	131.0	129.0	127.0	130.0	100.0	
7.0	95.2	94.4	92.7	91.6	93.6	96.8	
8.0	73.1	72.2	70.6	69.7	71.4	74.4	70.0
9.0	58.1	56.9	55.2	54.1	56.2	59.3	62.8
10.0	45.6	44.2	42.7	41.7	43.6	46.8	50.6
11.0	36.7	35.2	33.8	32.9	34.6	37.6	41.2
12.0	30.1	28.5	27.1	26.2	27.9	30.7	34.1
14.0		19.1	17.8	17.0	18.5	21.1	24.2
16.0			10.9	9.9	11.7	14.7	17.7
18.0			6.0	5.0	6.6	9.5	13.0
20.0							9.0
( ° )	0 ~ 83	0 ~ 83	0 ~ 83	24 ~ 83	52 ~ 83	61 ~ 83	63 ~ 83
Standard hook	200 t with attachment				200 t		80 t
The weights of the hooks	2300kg				2100kg		1360kg
Standard number of part lines	16				11	9	6

Note: a 26 t counterweight and 5.8 m outrigger extension width.

A 0 t counterweight and 8.0 m outrigger extension width (over side, over rear).

A 0 t counterweight and 9.0 m outrigger extension width (over front).

## Performance J

Boom (telescoping method I / 91% stroke)

Unit:ton

Boom length (m) Working radius (m)	14.4	17.5	20.5	22.8	31.2	39.6	48.0
3.0	180.0	180.0	180.0	180.0			
3.5	180.0	180.0	180.0	180.0			
4.0	180.0	180.0	179.0	179.0			
4.5	164.0	164.0	162.0	160.0	130.0		
5.0	122.0	121.0	119.0	117.0	120.0		
6.0	77.1	76.1	74.2	73.1	75.4	79.2	
7.0	53.9	52.9	51.3	50.3	52.3	55.6	
8.0	39.8	38.8	37.3	36.4	38.2	41.3	44.9
9.0	30.4	29.4	28.0	27.1	28.8	31.6	35.1
10.0	23.7	22.6	21.2	20.4	22.0	24.7	28.0
11.0	18.7	17.5	16.2	15.3	16.9	19.5	22.6
12.0	14.9	13.3	11.8	10.8	12.6	15.4	18.4
14.0		6.7	5.2				
( ° )	0 ~ 83	0 ~ 83	41 ~ 83	52 ~ 83	66 ~ 83	71 ~ 83	73 ~ 83
Standard hook	200 t with attachment				200 t		80 t
The weights of the hooks	2300kg				2100kg		1360kg
Standard number of part lines	16				11	9	6

Note: a 0 t counterweight and 7.0 m or 5.8 m outrigger extension width.

A 0 t counterweight and 8.0 m outrigger extension width (over front).

## Total rated loads chart

## Performance FS Boom (telescoping method II)

Unit: ton

Boom length (m) Working radius (m)	14.4	23.6	32.8	42.0	45.1	48.1	51.2
3.0	180.0	80.0					
3.5	180.0	80.0					
4.0	180.0	80.0					
4.5	180.0	80.0					
5.0	180.0	80.0	70.0				
6.0	162.0	78.1	70.0				
7.0	138.0	70.6	70.0	70.0	70.0		
8.0	119.0	64.4	70.0	70.0	70.0	70.0	70.0
9.0	103.0	59.2	70.0	70.0	70.0	70.0	70.0
10.0	85.7	54.7	68.2	70.0	70.0	70.0	70.0
11.0	72.4	50.8	63.9	70.0	70.0	70.0	68.4
12.0	62.3	47.5	60.1	68.6	67.9	66.8	64.2
14.0		41.2	53.1	51.5	50.8	49.7	50.6
16.0		36.4	41.7	40.2	39.5	38.5	40.1
18.0		32.6	33.8	32.3	31.6	30.6	31.9
20.0		27.4	27.9	26.5	25.8	24.8	25.8
22.0			23.4	21.9	21.2	20.3	21.2
24.0			19.8	18.4	17.7	16.7	17.4
26.0			16.9	15.5	14.8	13.9	14.4
28.0			14.6	13.1	12.4	11.5	11.6
30.0			12.7	11.1	10.3	9.4	9.2
32.0				9.4	8.6	7.7	7.2
34.0				8.0	7.1	6.3	5.4
36.0				6.7	5.9	4.9	3.9
38.0				5.7	4.7	3.6	2.6
40.0					3.5	2.4	
42.0					2.5		
( ° )	0 ~ 83	0 ~ 83	0 ~ 83	0 ~ 83	0 ~ 83	26 ~ 83	38 ~ 83
Standard hook	200 t with attachment	80 t					
The weights of the hooks	2300kg	1360kg					
Standard number of part lines	16	6					

Note: a 26 t counterweight and 9.0 m outrigger extension width.

## Total rated loads chart

## Performance GS Boom (telescoping method II)

Unit: ton

Boom length (m) Working radius (m)	14.4	23.6	32.8	42.0	45.1	48.1	51.2
3.0	180.0	80.0					
3.5	180.0	80.0					
4.0	180.0	80.0					
4.5	180.0	80.0					
5.0	180.0	80.0	70.0				
6.0	159.0	78.1	70.0				
7.0	138.0	70.6	70.0	70.0	70.0		
8.0	119.0	64.4	70.0	70.0	70.0	70.0	70.0
9.0	96.6	59.2	70.0	70.0	70.0	70.0	70.0
10.0	77.7	54.7	68.2	70.0	70.0	70.0	70.0
11.0	64.2	50.8	63.9	67.3	66.6	65.4	68.4
12.0	54.3	47.5	58.8	57.2	56.5	55.4	58.1
14.0		41.2	44.6	43.1	42.4	41.4	43.4
16.0		34.3	35.2	33.7	33.0	32.0	33.6
18.0		27.7	28.4	27.0	26.3	25.4	26.6
20.0		22.9	23.4	22.0	21.3	20.4	21.4
22.0			19.5	18.1	17.4	16.5	17.3
24.0			16.4	15.0	14.3	13.4	14.1
26.0			13.9	12.5	11.8	10.9	11.1
28.0			11.9	10.4	9.7	8.8	8.6
30.0			10.3	8.6	7.9	7.0	6.5
32.0				7.1	6.4	5.5	4.7
34.0				5.9	5.1	4.1	3.1
36.0				4.8	3.8	2.7	
38.0				3.8	2.6		
( ° )	0 ~ 83	0 ~ 83	0 ~ 83	0 ~ 83	22 ~ 83	36 ~ 83	46 ~ 83
Standard hook	200 t with attachment	80 t					
The weights of the hooks	2300kg	1360kg					
Standard number of part lines	16	6					

Note: a 26 t counterweight and 8.0 m outrigger extension width.

## Total rated loads chart

## Performance HS Boom (telescoping method II)

Unit: ton

Boom length (m) Working radius (m)	14.4	23.6	32.8	42.0	45.1	48.1	51.2
3.0	180.0	80.0					
3.5	180.0	80.0					
4.0	180.0	80.0					
4.5	180.0	80.0					
5.0	176.0	80.0	70.0				
6.0	146.0	78.1	70.0				
7.0	120.0	70.6	70.0	70.0	70.0		
8.0	90.9	64.4	70.0	70.0	70.0	70.0	70.0
9.0	71.8	59.2	70.0	70.0	70.0	70.0	70.0
10.0	58.4	54.7	63.8	62.0	61.1	59.7	63.1
11.0	46.8	50.8	52.1	50.4	49.5	48.3	51.7
12.0	38.5	42.3	43.5	41.9	41.1	39.9	42.8
14.0		30.7	31.8	30.2	29.5	28.4	30.5
16.0		23.2	24.1	22.7	21.9	20.8	22.6
18.0		17.8	18.6	17.1	16.3	15.3	16.7
20.0		13.9	14.5	13.0	12.3	11.3	12.4
22.0			11.4	9.9	9.2	8.2	8.7
24.0			8.9	7.5	6.8	5.8	
26.0			7.0	5.5	4.8		
28.0			5.5	4.0	3.2		
30.0			4.3	2.6			
( ° )	0 ~ 83	0 ~ 83	0 ~ 83	40 ~ 83	47 ~ 83	58 ~ 83	63 ~ 83
Standard hook	200 t with attachment	80 t					
The weights of the hooks	2300kg	1360kg					
Standard number of part lines	16	6					

Note: a 26 t counterweight and 7.0 m outrigger extension width.

A 0 t counterweight and 9.0 m outrigger extension width (over side, over rear).

## Total rated loads chart

## Performance IS Boom (telescoping method II)

Unit: ton

Boom length (m) Working radius (m)	14.4	23.6	32.8	42.0	45.1	48.1	51.2
3.0	180.0	80.0					
3.5	180.0	80.0					
4.0	180.0	80.0					
4.5	179.0	80.0					
5.0	164.0	80.0	70.0				
6.0	131.0	78.1	70.0				
7.0	95.2	70.6	70.0	70.0	70.0		
8.0	73.1	64.4	70.0	70.0	70.0	70.0	70.0
9.0	58.1	59.2	62.3	60.7	60.0	58.9	62.7
10.0	45.6	49.2	50.5	48.8	48.0	46.8	50.6
11.0	36.7	40.3	41.5	39.9	39.2	38.0	41.2
12.0	30.1	33.7	34.8	33.3	32.5	31.4	34.1
14.0		24.4	25.4	23.9	23.2	22.2	24.2
16.0		18.3	19.1	17.7	17.0	16.1	17.6
18.0		14.0	14.7	13.3	12.6	11.7	12.9
20.0		10.8	11.4	10.0	9.3	8.4	9.0
22.0			8.8	7.4	6.8	5.9	
24.0			6.8	5.4	4.7		
26.0			5.2	3.7			
28.0			3.8				
30.0			2.8				
( ° )	0 ~ 83	0 ~ 83	3 ~ 83	44 ~ 83	56 ~ 83	62 ~ 83	66 ~ 83
Standard hook	200 t with attachment	80 t					
The weights of the hooks	2300kg	1360kg					
Standard number of part lines	16	6					

Note: a 26 t counterweight and 5.8 m outrigger extension width.

A 0 t counterweight and 8.0 m outrigger extension width (over side, over rear).

A 0 t counterweight and 9.0 m outrigger extension width (over front).

## Total rated loads chart

## Performance JS Boom (telescoping method II)

Unit: ton

Boom length (m) Working radius (m)	14.4	23.6	32.8	42.0	45.1	48.1	51.2
3.0	180.0	80.0					
3.5	180.0	80.0					
4.0	180.0	80.0					
4.5	164.0	80.0					
5.0	122.0	80.0	70.0				
6.0	77.1	78.1	70.0				
7.0	53.9	55.9	57.4	55.6	54.8		
8.0	39.8	42.4	43.7	42.1	41.3	40.1	44.9
9.0	30.4	33.3	34.5	33.0	32.2	31.1	35.0
10.0	23.7	26.8	27.9	26.4	25.7	24.7	27.9
11.0	18.7	21.9	22.9	21.5	20.8	19.8	22.6
12.0	14.9	18.0	19.0	17.7	17.0	16.0	18.4
14.0		12.5	13.4	12.1	11.4	10.5	
16.0		8.7	9.5	8.2	7.6		
18.0		6.0	6.6	5.4			
20.0		4.0	4.5				
22.0			2.8				
( ° )	0 ~ 83	0 ~ 83	41 ~ 83	63 ~ 83	68 ~ 83	72 ~ 83	75 ~ 83
Standard hook	200 t with attachment	80 t					
The weights of the hooks	2300kg	1360kg					
Standard number of part lines	16	6					

Note: a 0 t counterweight and 7.0 m or 5.8 m outrigger extension width.  
 A 0 t counterweight and 8.0 m outrigger extension width (over front).

## Total rated loads chart

## Boom (telescoping method II)

## Performance KS

Unit: ton		
Boom length (m) Working radius (m)	14.4	23.6
3.0	15.0	15.0
3.5	15.0	15.0
4.0	15.0	15.0
4.5	15.0	15.0
5.0	15.0	15.0
6.0	15.0	15.0
7.0	15.0	15.0
8.0	15.0	15.0
9.0	15.0	15.0
10.0	15.0	15.0
11.0	15.0	15.0
12.0	15.0	15.0
( ° )	0 ~ 83	55 ~ 83
Standard hook	200 t	
The weights of the hooks	2100kg	
Standard number of part lines	11	

Note: a 0 t counterweight and  
2.6 m outrigger extension width  
(over front, over rear).

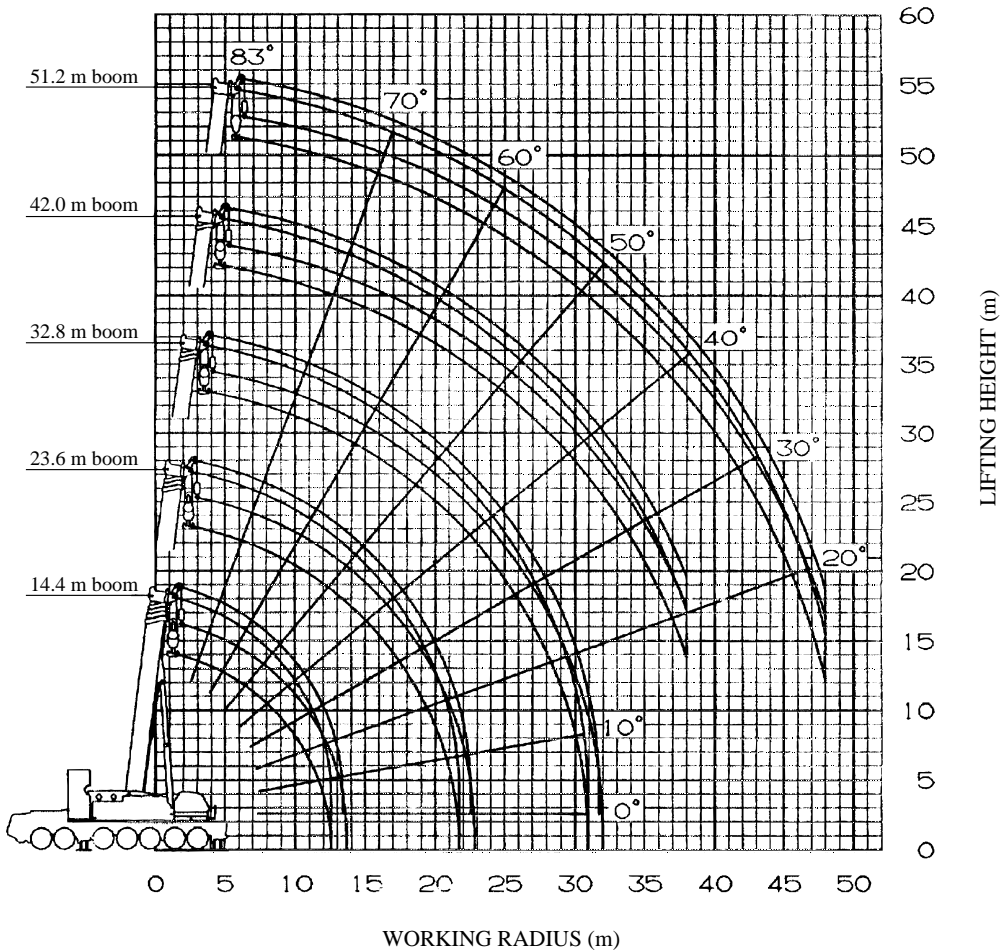
## Performance LS

Unit: ton		
Boom length (m) Working radius (m)	14.4	23.6
3.0	15.0	15.0
3.5	15.0	15.0
4.0	15.0	15.0
4.5	15.0	15.0
5.0	15.0	15.0
6.0	15.0	15.0
7.0	11.8	15.0
8.0	6.7	13.9
9.0		10.4
10.0		7.6
( ° )	50 ~ 83	62 ~ 83
Standard hook	200 t	
The weights of the hooks	2100kg	
Standard number of part lines	11	

Note: a 0 t counterweight and  
2.6 m outrigger extension width  
(over side).

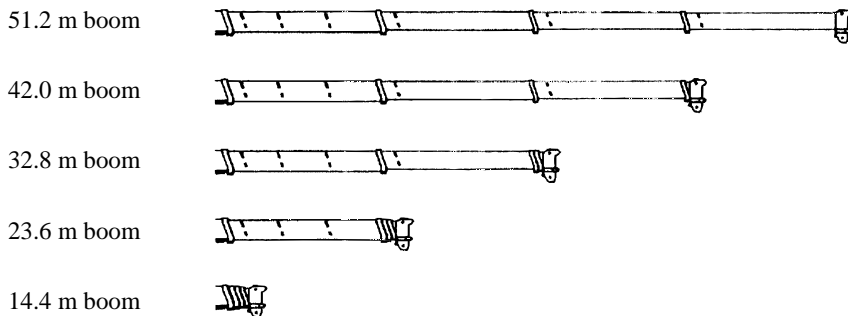
# WORKING RADIUS - LIFTING HEIGHT

Boom (telescoping method I / 100% stroke)

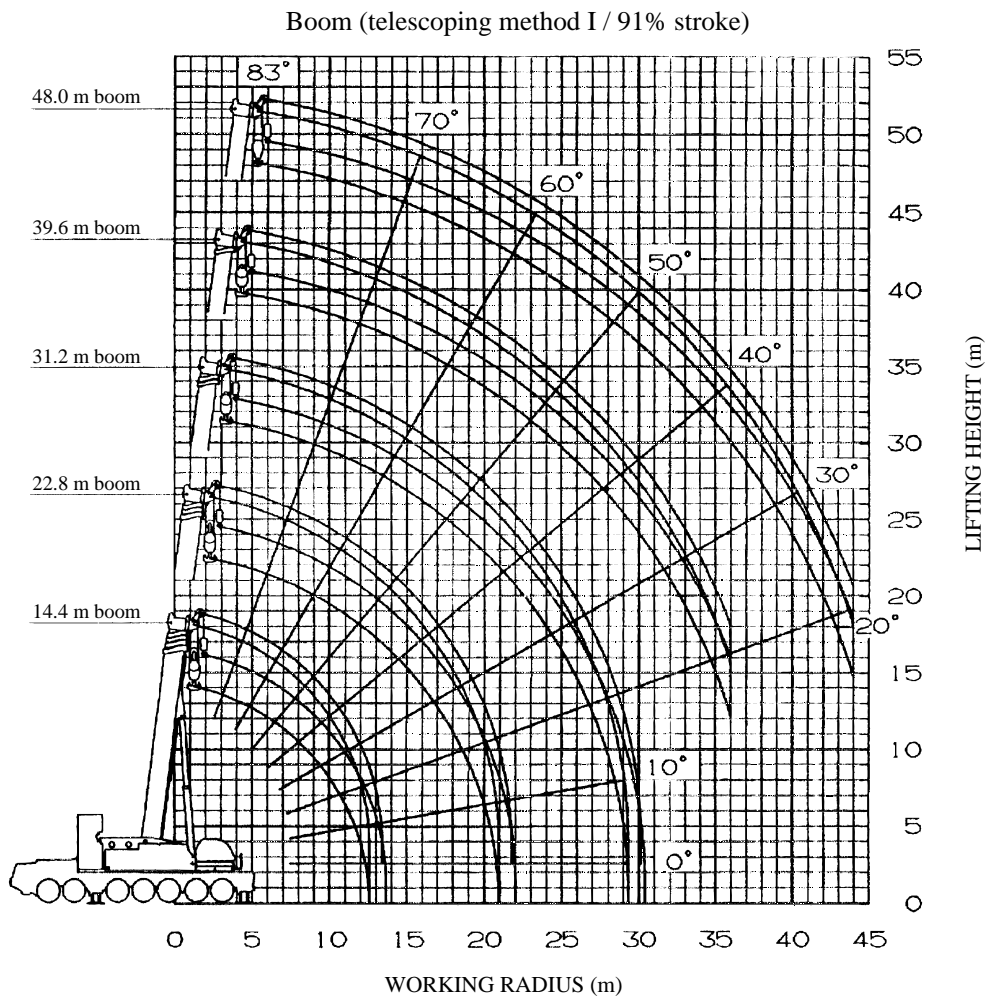


**NOTES:**

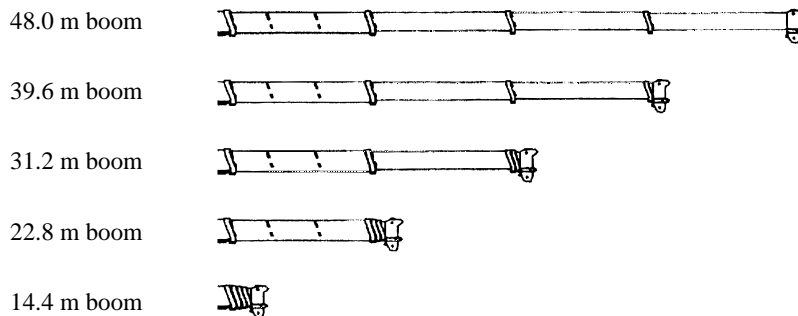
1. The deflection of the boom is not incorporated in the figure above.  
The above figure is maximum load radius for Performance A to D.
2. The boom extension for each boom are as follows:



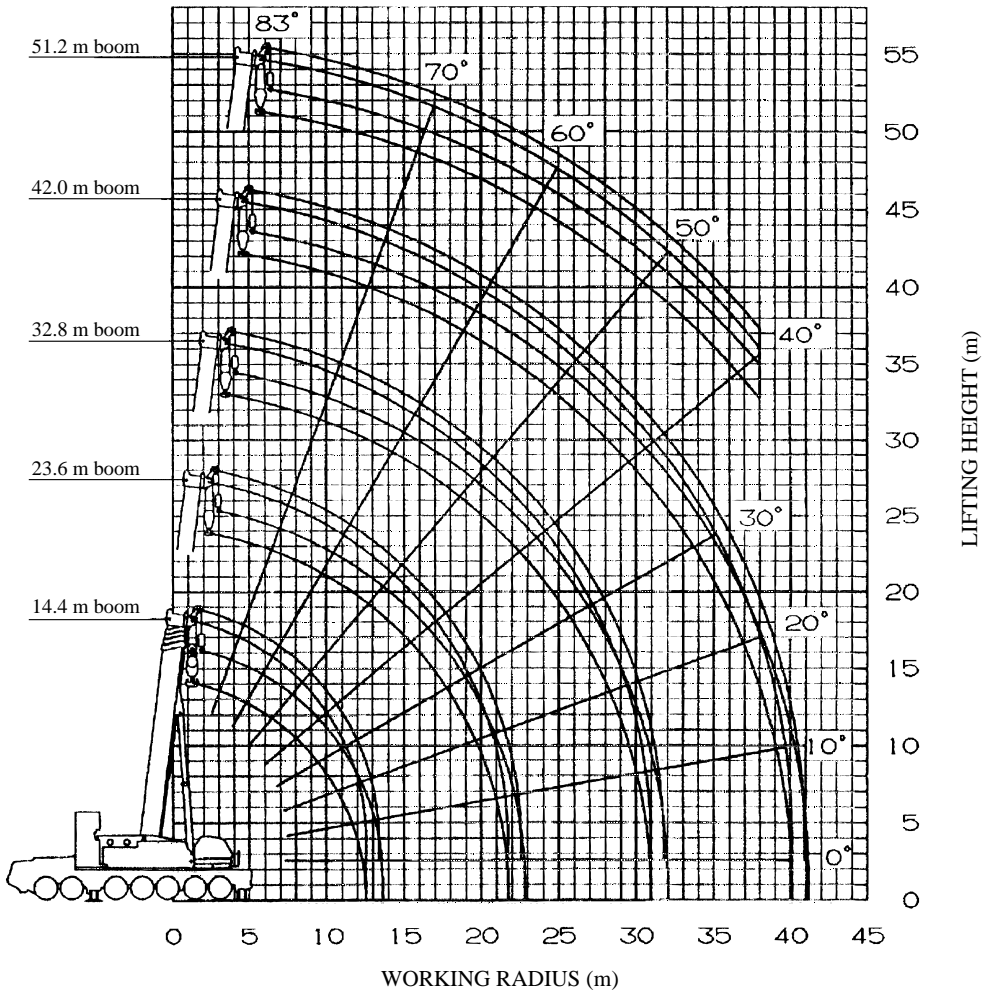


**NOTES:**

1. The deflection of the boom is not incorporated in the figure above.  
The above figure is maximum load radius for Performance A to D.
2. The boom extension for each boom are as follows:

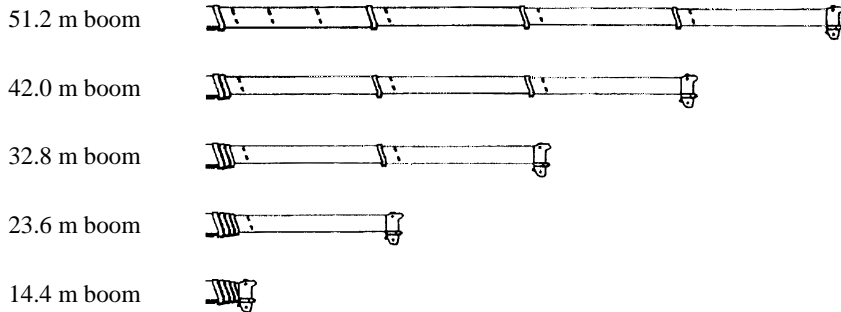


Boom (telescoping method II)



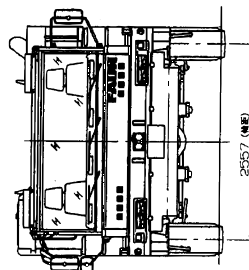
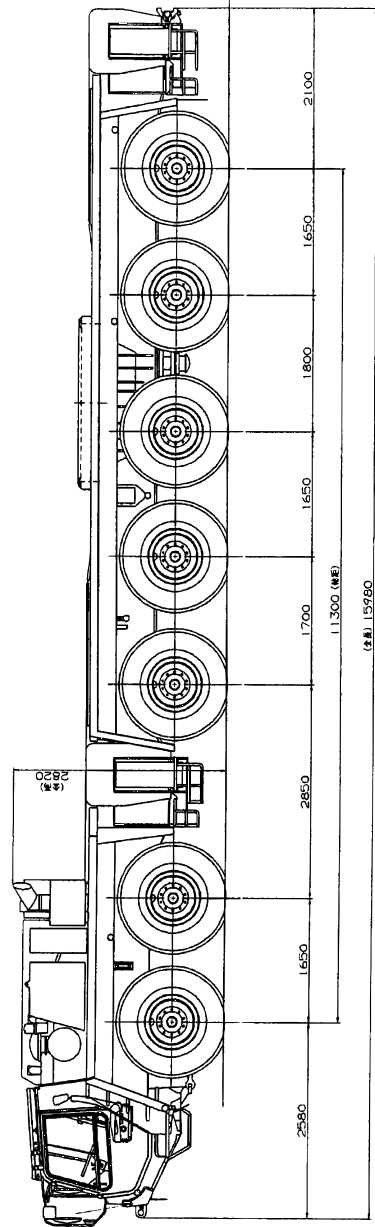
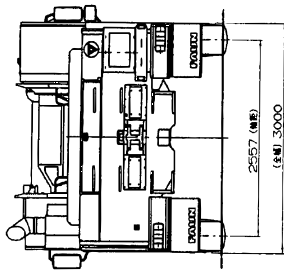
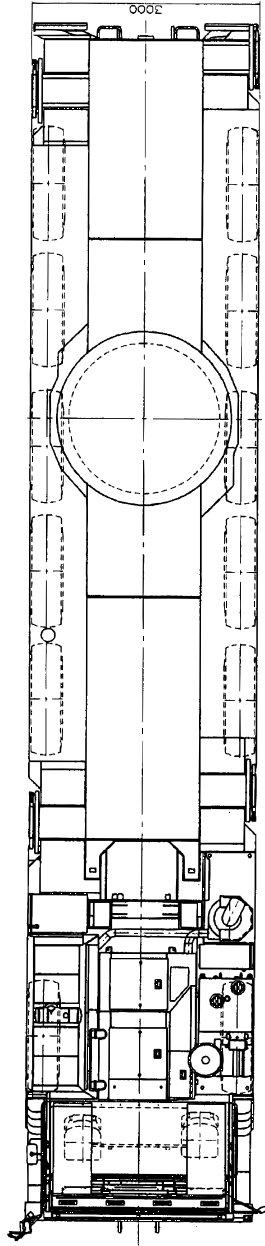
**NOTES:**

1. The deflection of the boom is not incorporated in the figure above.  
The above figure is maximum load radius for Performance FS.
2. The boom extension for each boom are as follows:



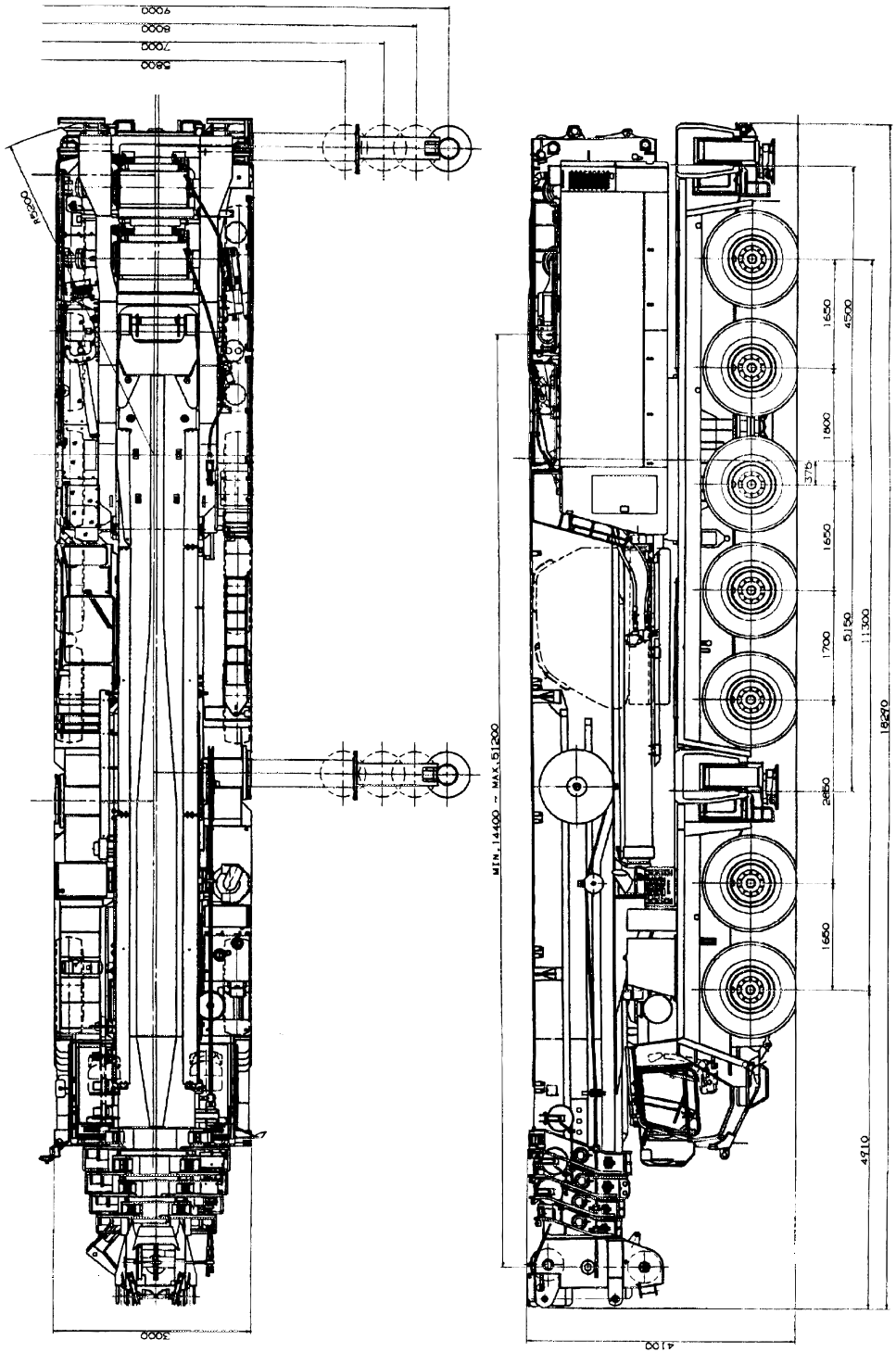
**DIMENSIONS** (1/100)

[On public thoroughfare traveling condition]



**DIMENSIONS** (1/100)

[On-site traveling condition]



# ALL TERRAIN CRANE

AR

## AR-4000M

(Fully Automatic Luffing Jib)

### *JAPANESE SPECIFICATIONS*

These specifications are for the optional fully automatic luffing jib for the AR-4000M type crane. Refer to these specifications along with the specifications for control no. AR-4000M-1/MB.

Control No. AR-4000M-1 / FLJ-01

<b>JIB SPECIFICATIONS</b>
---------------------------

**CRANE CAPACITY**

11.1m	Jib	60,000kg	at 10.0m	(5part-line)
19.1m	Jib	33,000kg	at 9.0m	(3part-line)
27.1m	Jib	11,000kg	at 24.0m	(1part-line)
35.1m	Jib	9,500kg	at 18.0m	(1part-line)

**JIB**

4-section hydraulically telescoping boom of hexagonal box construction

(Stage 2: sequential, stages 3,4: synchronized)

Hydraulic non-stage offset (0 °40 °) type

**JIB LENGTH**

1.7 m (fixing part) + 11.1 m to 35.1 m (elevation and extending part)

**MAX.LIFTING HEIGHT**

88.0m (8.0 t)

**MAX.WORKING RADIUS**

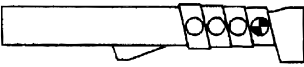




70.0m (1.9 t)

## FULLY AUTOMATIC LUFFING JIB TOTAL RATED LOADS

1. The total rated loads shown are for the case where the outriggers are set horizontally on firm level ground. The values above the bold lines are based on the crane strength while those below are based on the crane stability.
2. The weights of the slings and hooks (80t hook: 1,360kg, 12.5t hook: 490kg) are included in the total rated loads shown.
3. The total rated load is based on the actual working radius including the deflection of the boom.
4. The table below shows the classification of Performances FB to FF of the total rated load.

Outrigger extension width \ Counterweight	120 t	100 t	80 t	57 t	41 t	26 t
9.0 m	FB	FB	FC	FD	FE	FF
8.0 m		FC	FD	FE	FF	
7.0 m				FE		

5. The standard hook and number of part lines are shown in the total rated loads chart. The load per line should not exceed 123 kN {12.5 tf}.
6. The rated total load table does not include wind effects. When the maximum instantaneous velocity is 10m/s or more, stop crane operation.
7. Mark in the total rated load chart shows the boom elevating angle range under no load.
8. The boom telescoping order, stroke of each boom, boom length, boom fixing pin condition when the fully automatic luffing jib is used are as follows:
  - (1) The boom telescoping order and stroke of each boom
    - Extend the boom from the base boom side in sequence, and then extend the next boom after the boom is 100% (9.2 m) extended by the stroke.
    - Retract the boom from the top boom side in sequence, and then retract the next boom after all the stages are retracted.
  - (2) Boom length and boom fixing pin condition
    - When even one of the middle boom lengths and boom fixing pin conditions in the following table is shown " " instead of " " at the time of a fully automatic luffing boom operation, the boom fixing pin non-using performance will be applied.

Boom length (m)	Pin condition when the boom fixing pin is used	<div style="display: flex; flex-direction: column; align-items: center;"> <div style="display: flex; align-items: center; margin-bottom: 5px;"> <span style="width: 10px; height: 10px; background-color: black; border-radius: 50%; margin-right: 5px;"></span> Pin inserted         </div> <div style="display: flex; align-items: center; margin-bottom: 5px;"> <span style="width: 10px; height: 10px; border: 1px solid black; border-radius: 50%; margin-right: 5px;"></span> Pin extracted         </div> <div style="display: flex; align-items: center;"> <span style="width: 10px; height: 10px; border: 1px solid black; border-radius: 50%; margin-right: 5px; position: relative;"> <div style="position: absolute; top: 50%; left: 50%; transform: translate(-50%, -50%); width: 2px; height: 2px; background-color: black; border-radius: 50%;"></div> </span> Pin insertion or extraction is possible.         </div> </div>
14.4		
23.6		
32.8		
42.0		
51.2		

## (3) Boom fixing pin non-using performance

- When the boom length and boom fixing pin condition are in any other condition than "(2) Boom length and boom fixing pin condition", the upper limit of the maximum total rated load for each boom/jib length will be the value shown in the following table.
- When extracting the boom fixing pin while hanging a load, the total rated load should be 14 t or less for any boom length.

Jib length	11.1 m jib		19.1 m jib		27.1 m jib	35.1 m jib
Boom length	32.8 m or less	Above 32.8 m and 51.2 m or less	32.8 m or less	Above 32.8 m and 51.2 m or less	For all boom lengths	For all boom lengths
Maximum total rated load (t)	35.0	20.0	33.0	18.0	11.0	9.5



Total rated loads chart

Performance FB

14.4 m boom + 1.7 m + Fully automatic luffing jib

Jib length Offset Working radius (m)	11.1 m				19.1 m				27.1 m				35.1 m				Unit: ton
	0°	15°	30°	40°	0°	15°	30°	40°	0°	15°	30°	40°	0°	15°	30°	40°	
5.0	60.0				33.0												
6.0	57.0	41.0			33.0												
7.0	50.8	38.1			32.3				11.0								
8.0	45.8	35.6			29.7				11.0				9.5				
9.0	41.6	33.4	28.1		27.4				11.0				9.5				
10.0	38.0	31.5	26.9	24.2	25.4	19.5			11.0				9.5				
11.0	35.0	29.7	25.7	23.3	23.6	18.3			11.0				9.5				
12.0	32.4	28.2	24.3	22.2	22.1	17.2			11.0				9.5				
14.0	28.2	25.3	21.9	20.4	19.2	15.4	12.8		11.0	9.7			9.2				
16.0	24.8	22.5	20.0	18.9	16.9	14.0	11.8	10.7	10.8	8.7			8.1				
18.0	22.2	20.1	18.4	17.7	15.1	12.7	11.0	10.1	9.5	7.8			7.2	5.8			
20.0	19.9	18.2	17.1	16.8	13.6	11.7	10.2	9.3	8.5	7.1	6.0		6.4	5.2			
22.0	17.7	16.6	16.1		12.4	10.8	9.6	9.1	7.7	6.5	5.6		5.7	4.8			
24.0	15.8	15.4			11.1	10.0	9.1	8.7	6.9	6.0	5.2	4.8	5.1	4.3			
26.0					10.1	9.4	8.6	8.3	6.3	5.5	4.9	4.5	4.6	4.0	3.4		
28.0					9.1	8.6	8.0	7.9	5.8	5.1	4.5	4.2	4.2	3.6	3.1		
30.0					8.3	7.9	7.6		5.3	4.8	4.3	4.0	3.8	3.3	2.9	2.7	
32.0					7.5	7.3			4.9	4.4	4.1	3.8	3.5	3.1	2.7	2.5	
34.0									4.5	4.2	3.9	3.7	3.2	2.9	2.5	2.3	
36.0									4.2	3.9	3.7	3.6	3.0	2.7	2.4	2.2	
38.0									3.9	3.7	3.6		2.7	2.5	2.2	2.1	
40.0									3.7	3.6			2.5	2.3	2.1	2.0	
42.0													2.3	2.1	2.0	1.9	
44.0													2.1	2.0	1.9	1.8	
46.0													2.0	1.9	1.8		
48.0													1.8	1.8			
(°)	0~83	20~83	35~83	46~83	0~83	21~83	37~83	47~83	16~83	25~83	40~83	50~83	17~83	28~83	43~83	53~83	
Standard hook	80t																
The weights of the hooks	1360kg																
Standard number of part lines	5				3				1				1				

Note: a 120 t or 100 t counterweight and 9.0 m outrigger extension width.

Total rated loads chart

23.6 m boom + 1.7 m + Fully automatic luffing jib

Performance FB

Jib length Offset Working radius (m)	11 . 1 m			19 . 1 m			27 . 1 m			35 . 1 m			Unit : ton			
	0°	15°	30°	40°	0°	15°	30°	40°	0°	15°	30°	40°				
5.0	60.0															
6.0	60.0															
7.0	60.0			33.0												
8.0	59.1	39.7		33.0												
9.0	54.0	37.7		31.2				11.0								
10.0	49.7	35.8	28.6	29.2				11.0								
11.0	46.0	34.2	27.7	24.5	27.3			11.0				9.5				
12.0	42.7	32.6	26.8	23.9	25.7	18.6		11.0				9.5				
14.0	37.4	29.9	24.9	22.3	23.0	17.0		11.0				9.5				
16.0	33.2	27.7	23.1	20.9	20.6	15.6	12.4	11.0	9.2			8.9				
18.0	29.7	25.5	21.5	19.8	18.5	14.3	11.7	10.4	8.5			8.0				
20.0	26.9	23.3	20.1	18.8	16.8	13.3	11.0	9.9	7.8			7.2	5.5			
22.0	24.5	21.4	18.9	17.9	15.3	12.4	10.4	9.5	7.2	5.9		6.6	5.1			
24.0	22.5	19.9	17.9	17.2	14.1	11.6	9.9	9.2	8.3	6.7	5.5	6.0	4.7			
26.0	20.8	18.5	17.1	16.7	13.0	10.9	9.5	8.9	7.6	6.2	5.2	5.4	4.3			
28.0	19.1	17.3	16.4		12.0	10.3	9.1	8.6	7.0	5.8	4.9	5.0	4.0			
30.0	17.5	16.3			11.2	9.7	8.8	8.4	6.5	5.4	4.7	4.3	3.7			
32.0	16.1	15.5			10.5	9.3	8.4	8.1	6.0	5.1	4.4	4.1	3.5			
34.0	10.5				9.7	8.7	8.0	7.8	5.6	4.8	4.2	3.9	3.2			
36.0					9.0	8.2	7.7		5.2	4.6	4.1	3.8	3.0			
38.0					8.3	7.7			4.9	4.3	3.9	3.7	3.3			
40.0					7.7	7.3			4.6	4.1	3.8	3.6	3.1			
42.0									4.3	3.9	3.6	3.5	2.9			
44.0									4.1	3.8	3.5	3.5	2.7			
46.0									3.9	3.6	3.5	3.5	2.5			
48.0									3.7	3.5	3.5	3.5	2.4			
50.0												2.2	2.0			
55.0												1.9	1.8			
( ° )	6 ~ 83	24 ~ 83	41 ~ 83	48 ~ 83	21 ~ 83	26 ~ 83	43 ~ 83	50 ~ 83	22 ~ 83	30 ~ 83	41 ~ 83	53 ~ 83	27 ~ 83	38 ~ 83	54 ~ 83	57 ~ 83
Standard hook	80t															
The weights of the hooks	1360kg															
Standard number of part lines	5			3			490kg						1			

Note: a 120 t or 100 t counterweight and 9.0 m outrigger extension width.

## Total rated loads chart

## Performance FB

32.8 m boom + 1.7 m + Fully automatic luffing jib

Jib length Offset Working radius (m)	1.1 . 1 m			1.9 . 1 m			2.7 . 1 m			3.5 . 1 m			Unit: ton		
	0°	15°	30°	40°	0°	15°	30°	40°	0°	15°	30°	40°			
7.0	60.0														
8.0	60.0														
9.0	60.0														
10.0	60.0	39.0		33.0											
11.0	56.1	37.4		29.6				11.0							
12.0	52.3	35.9	28.1	28.0				11.0							
14.0	46.0	33.3	26.7	23.3	17.8			11.0				9.5			
16.0	41.0	31.0	25.0	22.2	23.0	16.5		11.0				9.5			
18.0	36.9	29.1	23.5	21.1	21.1	15.3	12.0	11.0	8.9			8.8			
20.0	33.6	27.3	22.2	20.2	19.3	14.4	11.4	10.2	8.3			8.0			
22.0	30.7	25.3	21.1	19.3	17.7	13.5	10.9	9.8	7.7			7.4	5.4		
24.0	28.3	23.6	20.0	18.6	16.3	12.7	10.4	9.4	7.2	5.7		6.8	5.0		
26.0	26.2	22.1	19.1	18.0	15.2	12.0	10.0	9.1	8.8	6.8	5.4	6.2	4.6		
28.0	24.3	20.7	18.3	17.4	14.1	11.4	9.6	8.9	8.2	6.4	5.2	5.7	4.3		
30.0	21.4	19.6	17.6	16.9	13.2	10.8	9.3	8.7	7.6	6.0	4.9	5.3	4.0		
32.0	18.4	18.5	17.0	16.6	12.4	10.3	9.0	8.5	7.1	5.7	4.7	4.9	3.8		
34.0	15.8	16.7	16.4		11.7	9.8	8.7	8.3	6.6	5.4	4.5	4.1	3.6		
36.0	13.6	14.3	14.7		11.0	9.4	8.5	8.1	6.2	5.1	4.3	4.0	3.4		
38.0	11.6	12.1			10.4	9.1	8.3	7.9	5.8	4.9	4.2	3.9	3.2		
40.0	9.8	10.2			9.9	8.8	8.0	7.7	5.5	4.6	4.0	3.8	3.0		
42.0	7.0				9.4	8.2	7.7		5.2	4.4	3.9	3.7	3.4		
44.0					8.8	7.9	7.5		4.9	4.2	3.8	3.6	3.2		
46.0					8.2	7.6			4.6	4.1	3.7	3.5	3.0		
48.0					7.1	7.3			4.4	3.9	3.6	3.5	2.8		
50.0					5.0				4.2	3.8	3.5		2.7		
55.0									3.7	3.5			2.3		
60.0													2.0		
65.0													1.8		
(°)	16~83	27~83	39~83	49~83	18~83	30~83	43~83	52~83	27~83	36~83	50~83	26~83	50~83	60~83	
Standard hook	80t														
The weights of the hooks	1360kg														
Standard number of part lines	5			3			1			490kg			1		

Note: a 120 t or 100 t counterweight and 9.0 m outrigger extension width.

Total rated loads chart

Performance FB

42.0 m boom + 1.7 m + Fully automatic luffing jib

Jib length Offset Working radius (m)	1 1 . 1 m				1 9 . 1 m				2 7 . 1 m				3 5 . 1 m				Unit: ton
	0 °	15 °	30 °	40 °	0 °	15 °	30 °	40 °	0 °	15 °	30 °	40 °	0 °	15 °	30 °	40 °	
9.0	48.0																
10.0	48.0																
11.0	48.0			27.0													
12.0	48.0	38.4		27.0													
14.0	48.0	35.9	27.8	27.0				11.0									
16.0	48.0	33.7	26.3	22.9	25.3	17.4		11.0					9.5				
18.0	43.8	31.7	24.9	21.9	23.3	16.3		11.0					9.5				
20.0	39.9	30.0	23.7	21.1	21.6	15.3	11.8	11.0	8.7				8.8				
22.0	36.6	28.4	22.6	20.3	20.1	14.5	11.3	10.0	8.1				8.0				
24.0	33.8	26.6	21.6	19.6	18.6	13.7	10.9	9.6	7.6				7.4	5.2			
26.0	29.2	25.0	20.7	19.0	17.3	13.0	10.4	9.3	9.9	7.2	5.6		6.9	4.9			
28.0	25.0	23.6	19.9	18.4	16.2	12.3	10.1	9.1	9.2	6.8	5.4		6.4	4.6			
30.0	21.5	22.3	19.1	17.9	15.1	11.8	9.7	8.9	8.6	6.4	5.1	4.5	5.9	4.3			
32.0	18.5	19.8	18.4	17.5	14.2	11.2	9.4	8.7	8.0	6.1	4.9	4.4	5.5	4.1	3.1		
34.0	15.9	17.0	17.8	17.1	13.4	10.8	9.1	8.5	7.5	5.8	4.7	4.2	5.1	3.8	3.0		
36.0	13.6	14.6	15.3	15.6	12.7	10.3	8.9	8.3	7.1	5.5	4.6	4.1	4.8	3.6	2.8	2.5	
38.0	11.6	12.5	13.1	13.3	12.0	9.9	8.7	8.2	6.7	5.3	4.4	4.0	4.5	3.4	2.7	2.4	
40.0	9.8	10.6	11.1	11.2	11.4	9.6	8.4	8.0	6.3	5.1	4.3	3.9	4.2	3.2	2.6	2.3	
42.0	8.2	8.9	9.2		10.7	9.2	8.3	7.9	5.9	4.8	4.1	3.8	3.9	3.1	2.5	2.2	
44.0	6.8	7.3	7.6		9.3	8.9	8.1	7.8	5.6	4.7	4.0	3.7	3.7	2.9	2.4	2.1	
46.0	5.5	5.9			7.9	8.6	7.9	7.6	5.3	4.5	3.9	3.6	3.5	2.8	2.3	2.0	
48.0	4.4	4.7			6.7	7.6	7.7	7.5	5.1	4.3	3.8	3.5	3.3	2.7	2.2	2.0	
50.0	3.3	3.5			5.6	6.4	6.9		4.8	4.1	3.7	3.5	3.1	2.5	2.1	1.9	
55.0					3.3	3.8			4.3	3.8	3.5	3.4	2.7	2.3	1.9	1.8	
60.0									3.6	3.5	3.4		2.4	2.0	1.8	1.7	
65.0									1.9	2.3			2.1	1.8	1.7		
70.0													1.9	1.7			
( ° )	20 ~ 83	22 ~ 83	39 ~ 83	47 ~ 83	29 ~ 83	34 ~ 83	45 ~ 83	50 ~ 83	25 ~ 83	34 ~ 83	46 ~ 83	55 ~ 83	34 ~ 83	43 ~ 83	54 ~ 83	62 ~ 83	
Standard hook	80t																
The weights of the hooks	1360kg																
Standard number of part lines	5				3				1								

Note: a 120 t or 100 t counterweight and 9.0 m outrigger extension width.

## Total rated loads chart

## Performance FB

51.2 m boom + 1.7 m + Fully automatic luffing jib

Jib length Offset Working radius (m)	11.1 m			19.1 m			27.1 m			35.1 m			Unit: ton			
	0°	15°	30°	40°	0°	15°	30°	40°	0°	15°	30°	40°				
10.0	30.0															
11.0	30.0															
12.0	30.0				18.0											
14.0	30.0	30.0			18.0											
16.0	30.0	28.0	23.7		18.0				11.0			8.0				
18.0	30.0	25.4	21.7	19.9	18.0	17.1			11.0			8.0				
20.0	27.7	23.1	19.9	18.5	18.0	16.1			11.0			8.0				
22.0	24.9	21.0	18.3	17.2	18.0	15.0	11.6		11.0	8.5		8.0				
24.0	22.5	19.1	16.9	15.9	17.0	13.8	11.2	9.8	11.0	8.0		8.0				
26.0	20.4	17.5	15.6	14.8	15.4	12.7	10.8	9.5	10.9	7.6		7.5				
28.0	18.4	16.0	14.5	13.8	14.0	11.7	10.1	9.3	10.2	7.2	5.5	7.0	4.8			
30.0	16.7	14.7	13.4	12.9	12.8	10.8	9.4	8.7	9.5	6.8	5.3	6.5	4.5			
32.0	15.3	13.6	12.5	12.0	11.7	10.0	8.8	8.2	8.9	6.5	5.1	6.1	4.3			
34.0	13.9	12.5	11.6	11.2	10.7	9.2	8.2	7.6	8.4	6.2	4.9	5.7	4.0			
36.0	12.7	11.5	10.8	10.5	9.8	8.5	7.6	7.2	7.9	5.9	4.7	5.3	3.8			
38.0	11.7	10.7	10.0	9.8	9.0	7.9	7.1	6.7	7.4	5.7	4.6	5.0	3.7			
40.0	10.6	9.9	9.4	9.2	8.3	7.3	6.6	6.3	7.0	5.4	4.4	4.7	3.5			
42.0	9.0	9.1	8.7	8.6	7.6	6.7	6.1	5.9	6.6	5.2	4.3	4.4	3.3			
44.0	7.5	8.2	8.1	8.1	6.9	6.2	5.7	5.5	6.1	5.0	4.2	3.8	3.2			
46.0	6.2	6.8	7.3	7.4	6.3	5.7	5.3	5.1	5.6	4.8	4.1	3.7	3.0			
48.0	5.0	5.6	5.9	5.9	5.8	5.2	4.9	4.8	5.2	4.7	3.9	3.6	2.9			
50.0	4.0	4.4	4.7	4.7	5.3	4.8	4.5	4.5	4.8	4.4	3.8	3.6	2.8			
55.0					3.6	3.9	3.7		3.7	3.4	3.2	3.1	2.5			
60.0							2.5		3.1	2.9	2.8	2.7	2.2			
65.0									2.1	2.3	2.3	2.3	2.0			
70.0												1.8	1.7			
(°)	38~83	40~83	42~83	48~83	41~83	46~83	41~83	55~83	39~83	46~83	50~83	57~83	43~83	51~83	56~83	58~83
Standard hook	80t															
The weights of the hooks	1360kg															
Standard number of part lines	5			3			1									

Note: a 120 t or 100 t counterweight and 9.0 m outrigger extension width.

Total rated loads chart

14.4 m boom + 1.7 m + Fully automatic luffing jib

Performance FC

Unit: ton

Jib length Offset Working radius (m)	1.1 . 1 m			1.9 . 1 m			2.7 . 1 m			3.5 . 1 m		
	0 °	15 °	30 °	40 °	0 °	15 °	30 °	40 °	0 °	15 °	30 °	40 °
5.0	60.0				33.0							
6.0	57.0	41.0			33.0							
7.0	50.8	38.1			32.3			11.0				
8.0	45.8	35.6			29.7			11.0				
9.0	41.6	33.4	28.1		27.4			11.0			9.5	
10.0	38.0	31.5	26.9	24.2	25.4	19.5		11.0			9.5	
11.0	35.0	29.7	25.7	23.3	23.6	18.3		11.0			9.5	
12.0	32.4	28.2	24.3	22.2	22.1	17.2		11.0			9.5	
14.0	28.2	25.3	21.9	20.4	19.2	15.4	12.8	11.0	9.7		9.2	
16.0	24.8	22.5	20.0	18.9	16.9	14.0	11.8	10.8	8.7		8.1	
18.0	22.2	20.1	18.4	17.7	15.1	12.7	11.0	9.5	7.8		7.2	5.8
20.0	19.9	18.2	17.1	16.8	13.6	11.7	10.2	8.5	7.1	6.0	6.4	5.2
22.0	17.7	16.6	16.1		12.4	10.8	9.6	7.7	6.5	5.6	5.7	4.8
24.0	15.8	15.4			11.1	10.0	9.1	6.9	6.0	5.2	5.1	4.3
26.0					10.1	9.4	8.6	6.3	5.5	4.9	4.6	4.0
28.0					9.1	8.6	8.0	5.8	5.1	4.5	4.2	3.6
30.0					8.3	7.9	7.6	5.3	4.8	4.3	4.0	3.8
32.0					7.5	7.3		4.9	4.4	4.1	3.8	3.5
34.0								4.5	4.2	3.9	3.7	3.2
36.0								4.2	3.9	3.7	3.6	2.9
38.0								3.9	3.7	3.6	3.6	2.7
40.0								3.7	3.6		2.7	2.5
42.0											2.5	2.3
44.0											2.3	2.1
46.0											2.1	2.0
48.0											2.0	1.9
	0 ~ 83	20 ~ 83	35 ~ 83	46 ~ 83	0 ~ 83	21 ~ 83	37 ~ 83	47 ~ 83	16 ~ 83	25 ~ 83	40 ~ 83	50 ~ 83
Standard hook	80t											
The weights of the hooks	1360kg											
Standard number of part lines	5			3			1			1		
	490kg											
	12.5t											
	43 ~ 83 28 ~ 83 17 ~ 83 53 ~ 83											

Note: a 100 t counterweight and 8.0 m outrigger extension width.  
A 80 t counterweight and 9.0 m outrigger extension width.

## Total rated loads chart

## Performance FC

23.6 m boom + 1.7 m + Fully automatic luffing jib

Jib length Offset Working radius (m)	1.1 . 1 m				1.9 . 1 m				2.7 . 1 m				3.5 . 1 m				Unit: ton
	0°	15°	30°	40°	0°	15°	30°	40°	0°	15°	30°	40°	0°	15°	30°	40°	
5.0																	
6.0	60.0																
7.0	60.0																
8.0	59.1	39.7															
9.0	54.0	37.7															
10.0	49.7	35.8	28.6														
11.0	46.0	34.2	27.7	24.5													
12.0	42.7	32.6	26.8	23.9	25.7	18.6											
14.0	37.4	29.9	24.9	22.3	23.0	17.0											
16.0	33.2	27.7	23.1	20.9	20.6	15.6	12.4										
18.0	29.7	25.5	21.5	19.8	18.5	14.3	11.7	10.4									
20.0	26.9	23.3	20.1	18.8	16.8	13.3	11.0	9.9									
22.0	24.5	21.4	18.9	17.9	15.3	12.4	10.4	9.5									
24.0	22.5	19.9	17.9	17.2	14.1	11.6	9.9	9.2									
26.0	20.8	18.5	17.1	16.7	13.0	10.9	9.5	8.9									
28.0	19.1	17.3	16.4		12.0	10.3	9.1	8.6									
30.0	17.5	16.3			11.2	9.7	8.8	8.4									
32.0	15.2	15.5			10.5	9.3	8.4	8.1									
34.0	10.5				9.7	8.7	8.0	7.8									
36.0					9.0	8.2	7.7										
38.0					8.3	7.7											
40.0					7.7	7.3											
42.0																	
44.0																	
46.0																	
48.0																	
50.0																	
55.0																	
(°)	6~83	24~83	41~83	48~83	21~83	26~83	43~83	50~83	22~83	30~83	41~83	53~83	27~83	38~83	54~83	57~83	
Standard hook	80t																
The weights of the hooks	1360kg																
Standard number of part lines	5				3				1				1				

Note: a 100 t counterweight and 8.0 m outrigger extension width.  
A 80 t counterweight and 9.0 m outrigger extension width.

Total rated loads chart

Performance FC

32.8 m boom + 1.7 m + Fully automatic luffing jib

Unit: ton

Jib length Offset Working radius (m)	11 . 1 m				19 . 1 m				27 . 1 m				35 . 1 m			
	0°	15°	30°	40°	0°	15°	30°	40°	0°	15°	30°	40°	0°	15°	30°	40°
7.0	60.0															
8.0	60.0															
9.0	60.0				33.0											
10.0	60.0	39.0			31.3											
11.0	56.1	37.4			29.6				11.0							
12.0	52.3	35.9	28.1		28.0				11.0							
14.0	46.0	33.3	26.7	23.3	25.3	17.8			11.0				9.5			
16.0	41.0	31.0	25.0	22.2	23.0	16.5			11.0				9.5			
18.0	36.9	29.1	23.5	21.1	21.1	15.3	12.0		11.0	8.9			8.8			
20.0	33.6	27.3	22.2	20.2	19.3	14.4	11.4	10.2	11.0	8.3			8.0			
22.0	30.7	25.3	21.1	19.3	17.7	13.5	10.9	9.8	10.5	7.7			7.4	5.4		
24.0	27.3	23.6	20.0	18.6	16.3	12.7	10.4	9.4	9.6	7.2	5.7		6.8	5.0		
26.0	23.0	22.1	19.1	18.0	15.2	12.0	10.0	9.1	8.8	6.8	5.4		6.2	4.6		
28.0	19.3	20.7	18.3	17.4	14.1	11.4	9.6	8.9	8.2	6.4	5.2	4.6	5.7	4.3		
30.0	16.3	17.5	17.6	16.9	13.2	10.8	9.3	8.7	7.6	6.0	4.9	4.4	5.3	4.0	3.2	
32.0	13.6	14.7	15.4	15.6	12.4	10.3	9.0	8.5	7.1	5.7	4.7	4.3	4.9	3.8	3.0	
34.0	11.4	12.2	12.8		11.7	9.8	8.7	8.3	6.6	5.4	4.5	4.1	4.5	3.6	2.9	2.5
36.0	9.4	10.1	10.5		11.0	9.4	8.5	8.1	6.2	5.1	4.3	4.0	4.2	3.4	2.7	2.4
38.0	7.6	8.2			10.4	9.1	8.3	7.9	5.8	4.9	4.2	3.9	3.9	3.2	2.6	2.3
40.0	6.1	6.4			8.9	8.8	8.0	7.7	5.5	4.6	4.0	3.8	3.7	3.0	2.5	2.2
42.0	4.7				7.5	8.3	7.7		5.2	4.4	3.9	3.7	3.4	2.8	2.4	2.1
44.0					6.2	7.0	7.5		4.9	4.2	3.8	3.6	3.2	2.7	2.3	2.0
46.0					5.1	5.7			4.6	4.1	3.7	3.5	3.0	2.5	2.2	2.0
48.0					4.0	4.5			4.4	3.9	3.6	3.5	2.8	2.4	2.1	1.9
50.0					3.1				4.2	3.8	3.5		2.7	2.3	2.0	1.8
55.0									3.5	3.5			2.3	2.0	1.8	1.7
60.0													2.0	1.8		
65.0													1.8	1.7		
(°)	16~83	27~83	39~83	49~83	18~83	30~83	43~83	52~83	27~83	36~83	50~83	55~83	26~83	36~83	50~83	60~83
Standard hook	80t															
The weights of the hooks	1360kg															
Standard number of part lines	5				3				1				1			

Note: a 100 t counterweight and 8.0 m outrigger extension width.  
 A 80 t counterweight and 9.0 m outrigger extension width.



## Total rated loads chart

## Performance FC

42.0 m boom + 1.7 m + Fully automatic luffing jib

Jib length Offset Working radius (m)	1.1 . 1.1 m				1.9 . 1.1 m				2.7 . 1.1 m				3.5 . 1.1 m				Unit: ton			
	0°	15°	30°	40°	0°	15°	30°	40°	0°	15°	30°	40°	0°	15°	30°	40°				
9.0																				
48.0																				
10.0																				
48.0																				
11.0																				
48.0																				
12.0																				
48.0																				
14.0																				
48.0																				
16.0																				
48.0																				
18.0																				
43.8																				
39.3																				
30.0																				
23.7																				
28.4																				
21.6																				
26.6																				
23.1																				
19.5																				
21.1																				
18.9																				
16.4																				
13.7																				
15.0																				
16.0																				
13.4																				
11.4																				
13.7																				
9.4																				
10.4																				
11.1																				
9.1																				
9.3																				
7.7																				
8.5																				
7.3																				
7.4																				
6.1																				
6.8																				
5.7																				
5.3																				
4.7																				
3.4																				
4.0																				
4.2																				
5.9																				
7.0																				
7.9																				
7.8																				
5.6																				
4.7																				
4.0																				
3.7																				
4.5																				
3.9																				
3.6																				
3.5																				
2.8																				
3.3																				
3.2																				
2.7																				
3.8																				
4.4																				
4.0																				
4.2																				
3.9																				
4.1																				
3.8																				
3.7																				
2.9																				
3.8																				
3.5																				
3.4																				
1.9																				
2.4																				
2.0																				
1.8																				
1.7																				
65.0																				
(°)	34~83	33~83	39~83	47~83	38~83	42~83	45~83	50~83	42~83	46~83	46~83	55~83	46~83	49~83	54~83	62~83				
Standard hook	80t																			
The weights of the hooks	1360kg																			
Standard number of part lines	5				3				12.5t				490kg				1			

Note: a 100 t counterweight and 8.0 m outrigger extension width.  
A 80 t counterweight and 9.0 m outrigger extension width.

Total rated loads chart

Performance FC

51.2 m boom + 1.7 m + Fully automatic luffing jib

Jib length Offset Working radius (m)	11 . 1 m				19 . 1 m				27 . 1 m				35 . 1 m				Unit: ton
	0 °	15 °	30 °	40 °	0 °	15 °	30 °	40 °	0 °	15 °	30 °	40 °	0 °	15 °	30 °	40 °	
10.0	30.0																
11.0	30.0																
12.0	30.0				18.0												
14.0	30.0	30.0			18.0												
16.0	30.0	28.0	23.7		18.0				11.0				8.0				
18.0	30.0	25.4	21.7	19.9	18.0	17.1			11.0				8.0				
20.0	27.7	23.1	19.9	18.5	18.0	16.1			11.0				8.0				
22.0	24.9	21.0	18.3	17.2	18.0	15.0	11.6		11.0	8.5			8.0				
24.0	22.5	19.1	16.9	15.9	17.0	13.8	11.2	9.8	11.0	8.0			8.0				
26.0	20.4	17.5	15.6	14.8	15.4	12.7	10.8	9.5	10.9	7.6			7.5				
28.0	18.4	16.0	14.5	13.8	14.0	11.7	10.1	9.3	10.2	7.2	5.5		7.0	4.8			
30.0	16.7	14.7	13.4	12.9	12.8	10.8	9.4	8.7	9.5	6.8	5.3		6.5	4.5			
32.0	14.5	13.6	12.5	12.0	11.7	10.0	8.8	8.2	8.9	6.5	5.1	4.5	6.1	4.3			
34.0	12.2	12.5	11.6	11.2	10.7	9.2	8.2	7.6	8.4	6.2	4.9	4.3	5.7	4.0	3.1		
36.0	10.2	11.3	10.8	10.5	9.8	8.5	7.6	7.2	7.9	5.9	4.7	4.2	5.3	3.8	2.9		
38.0	8.4	9.4	10.0	9.8	9.0	7.9	7.1	6.7	7.4	5.7	4.6	4.1	5.0	3.7	2.8		
40.0	6.8	7.7	8.4	8.6	8.3	7.3	6.6	6.3	7.0	5.4	4.4	4.0	4.7	3.5	2.7	2.3	
42.0	5.4	6.2	6.8	7.0	7.6	6.7	6.1	5.9	6.6	5.2	4.3	3.9	4.4	3.3	2.6	2.2	
44.0	4.1	4.9	5.3	5.5	6.3	6.2	5.7	5.5	6.1	5.0	4.2	3.8	4.2	3.2	2.5	2.2	
46.0	3.0	3.6	4.0	4.1	5.1	5.7	5.3	5.1	5.6	4.8	4.1	3.7	3.9	3.0	2.4	2.1	
48.0		2.5	2.8		4.0	5.1	4.9	4.8	5.2	4.7	3.9	3.6	3.7	2.9	2.3	2.0	
50.0					3.1	4.0	4.5	4.5	4.8	4.4	3.8	3.6	3.5	2.8	2.2	2.0	
55.0									3.1	3.4	3.2	3.2	3.1	2.5	2.0	1.8	
60.0										2.3	2.8	2.8	2.7	2.2	1.9	1.7	
65.0														2.0	1.7	1.6	
70.0																	
( ° )	44 ~ 83	43 ~ 83	45 ~ 83	48 ~ 83	47 ~ 83	51 ~ 83	54 ~ 83	55 ~ 83	50 ~ 83	51 ~ 83	55 ~ 83	57 ~ 83	52 ~ 83	55 ~ 83	56 ~ 83	58 ~ 83	
Standard hook	80t																
The weights of the hooks	1360kg																
Standard number of part lines	5				3				1								

Note: a 100 t counterweight and 8.0 m outrigger extension width.  
A 80 t counterweight and 9.0 m outrigger extension width.

## Total rated loads chart

## Performance FD

14.4 m boom + 1.7 m + Fully automatic luffing jib

Jib length Offset Working radius (m)	11 . 1 m				19 . 1 m				27 . 1 m				35 . 1 m				Unit: ton
	0°	15°	30°	40°	0°	15°	30°	40°	0°	15°	30°	40°	0°	15°	30°	40°	
5.0	60.0				33.0												
6.0	57.0	41.0			33.0												
7.0	50.8	38.1			32.3			11.0					9.5				
8.0	45.8	35.6			29.7			11.0					9.5				
9.0	41.6	33.4	28.1		27.4			11.0					9.5				
10.0	38.0	31.5	26.9	24.2	25.4	19.5		11.0					9.5				
11.0	35.0	29.7	25.7	23.3	23.6	18.3		11.0					9.5				
12.0	32.4	28.2	24.3	22.2	22.1	17.2		11.0					9.5				
14.0	28.2	25.3	21.9	20.4	19.2	15.4	12.8	11.0	9.7				9.2				
16.0	24.8	22.5	20.0	18.9	16.9	14.0	11.8	10.7	8.7				8.1				
18.0	22.2	20.1	18.4	17.7	15.1	12.7	11.0	10.1	9.5	7.8			7.2	5.8			
20.0	19.9	18.2	17.1	16.8	13.6	11.7	10.2	9.5	8.5	7.1	6.0		6.4	5.2			
22.0	17.7	16.6	16.1		12.4	10.8	9.6	9.1	7.7	6.5	5.6		5.7	4.8			
24.0	15.8	15.4			11.1	10.0	9.1	8.7	6.9	6.0	5.2	4.8	5.1	4.3			
26.0					10.1	9.4	8.6	8.3	6.3	5.5	4.9	4.5	4.6	4.0	3.4		
28.0					9.1	8.6	8.0	7.9	5.8	5.1	4.5	4.2	4.2	3.6	3.1		
30.0					8.3	7.9	7.6		5.3	4.8	4.3	4.0	3.8	3.3	2.9	2.7	
32.0					7.5	7.3			4.9	4.4	4.1	3.8	3.5	3.1	2.7	2.5	
34.0									4.5	4.2	3.9	3.7	3.2	2.9	2.5	2.3	
36.0									4.2	3.9	3.7	3.6	3.0	2.7	2.4	2.2	
38.0									3.9	3.7	3.6		2.7	2.5	2.2	2.1	
40.0									3.7	3.6			2.5	2.3	2.1	2.0	
42.0													2.3	2.1	2.0	1.9	
44.0													2.1	2.0	1.9	1.8	
46.0													2.0	1.9	1.8		
48.0													1.8	1.8			
(°)	0~83	20~83	35~83	46~83	0~83	21~83	37~83	47~83	16~83	25~83	40~83	50~83	17~83	28~83	43~83	53~83	
Standard hook	80t																
The weights of the hooks	1360kg																
Standard number of part lines	5				3				1				490kg				

Note: a 80 t counterweight and 8.0 m outrigger extension width.  
A 57 t counterweight and 9.0 m outrigger extension width.



## Total rated loads chart

## Performance FD

32.8 m boom + 1.7 m + Fully automatic luffing jib

Jib length Offset Working radius (m)	11 . 1 m				19 . 1 m				27 . 1 m				35 . 1 m				Unit: ton
	0°	15°	30°	40°	0°	15°	30°	40°	0°	15°	30°	40°	0°	15°	30°	40°	
7.0																	
8.0	60.0																
9.0	60.0																
10.0	60.0																
11.0	56.1	37.4															
12.0	52.3	35.9	28.1														
14.0	46.0	33.3	26.7	23.3													
16.0	41.0	31.0	25.0	22.2													
18.0	35.9	29.1	23.5	21.1	21.1	15.3	12.0										
20.0	28.9	27.3	22.2	20.2	19.3	14.4	11.4	10.2									
22.0	23.5	25.3	21.1	19.3	17.7	13.5	10.9	9.8	10.5	7.7							
24.0	19.1	21.0	20.0	18.6	16.3	12.7	10.4	9.4	9.6	7.2	5.7						
26.0	15.5	17.1	18.5	18.0	15.2	12.0	10.0	9.1	8.8	6.8	5.4	4.6					
28.0	12.5	13.9	15.0	15.5	14.1	11.4	9.6	8.9	8.2	6.4	5.2	4.6	5.7	4.3			
30.0	9.9	11.1	12.0	12.4	13.1	10.8	9.3	8.7	7.6	6.0	4.9	4.4	5.3	4.0	3.2		
32.0	7.7	8.8	9.5	9.7	10.8	10.3	9.0	8.5	7.1	5.7	4.7	4.3	4.9	3.8	3.0		
34.0	5.8	6.7	7.2	7.2	8.9	9.8	8.7	8.3	6.6	5.4	4.5	4.1	4.5	3.6	2.9	2.5	
36.0	4.2	4.9	5.3		7.1	8.6	8.5	8.1	6.2	5.1	4.3	4.0	4.2	3.4	2.7	2.4	
38.0	2.6	3.3			5.6	7.0	8.0	7.9	5.8	4.9	4.2	3.9	3.9	3.2	2.6	2.3	
40.0					4.3	5.4	6.3	6.6	5.5	4.6	4.0	3.8	3.7	3.0	2.5	2.2	
42.0					3.1	4.1	4.8		5.2	4.4	3.9	3.7	3.4	2.8	2.4	2.1	
44.0						2.8	3.3		4.7	4.2	3.8	3.6	3.2	2.7	2.3	2.0	
46.0									3.7	4.1	3.7	3.5	3.0	2.5	2.2	2.0	
48.0									2.8	3.9	3.6	3.5	2.8	2.4	2.1	1.9	
50.0									1.9	3.0	3.5		2.7	2.3	2.0	1.8	
55.0													2.0	2.0	1.8	1.7	
60.0																	
65.0																	
(°)	30~83	33~83	39~83	49~83	39~83	40~83	43~83	52~83	37~83	45~83	50~83	55~83	43~83	51~83	50~83	60~83	
Standard hook	80t																
The weights of the hooks	1360kg																
Standard number of part lines	5				3				1				490kg				

Note: a 80 t counterweight and 8.0 m outrigger extension width.  
A 57 t counterweight and 9.0 m outrigger extension width.

Total rated loads chart

Performance FD

42.0 m boom + 1.7 m + Fully automatic luffing jib

Jib length Offset Working radius (m)	11.1 m				19.1 m				27.1 m				35.1 m				Unit: ton
	0°	15°	30°	40°	0°	15°	30°	40°	0°	15°	30°	40°	0°	15°	30°	40°	
9.0	48.0																
10.0	48.0																
11.0	48.0																
12.0	48.0	38.4			27.0												
14.0	48.0	35.9	27.8		27.0				11.0								
16.0	45.2	33.7	26.3	22.9	25.3	17.4			11.0				9.5				
18.0	36.0	31.7	24.9	21.9	23.3	16.3			11.0				9.5				
20.0	29.1	30.0	22.7	21.1	21.6	15.3	11.8		11.0	8.7			8.8				
22.0	23.6	25.9	22.6	20.3	20.1	14.5	11.3	10.0	11.0	8.1			8.0				
24.0	19.2	21.3	21.6	19.6	18.6	13.7	10.9	9.6	10.7	7.6			7.4	5.2			
26.0	15.6	17.4	18.9	19.0	17.3	13.0	10.4	9.3	9.9	7.2	5.6		6.9	4.9			
28.0	12.6	14.2	15.5	16.1	15.4	12.3	10.1	9.1	9.2	6.8	5.4		6.4	4.6			
30.0	10.0	11.4	12.6	13.1	12.8	11.8	9.7	8.9	8.6	6.4	5.1		5.9	4.3			
32.0	7.8	9.1	10.0	10.5	10.5	11.2	9.4	8.7	8.0	6.1	4.9		5.5	4.1	3.1		
34.0	5.9	7.0	7.9	8.2	8.6	10.5	9.1	8.5	7.5	5.8	4.7		4.2	3.8	3.0		
36.0	4.2	5.2	5.9	6.2	6.8	8.6	8.9	8.3	7.1	5.5	4.6		4.1	3.6	2.8	2.5	
38.0	2.7	3.6	4.2	4.4	5.3	6.9	8.2	8.2	6.7	5.3	4.4		4.0	3.4	2.7	2.4	
40.0			2.7	2.8	4.0	5.4	6.5	7.1	6.3	5.1	4.3		3.9	3.2	2.6	2.3	
42.0					4.1	5.1	5.1	5.5	5.3	4.8	4.1		3.8	3.1	2.5	2.2	
44.0					2.9	3.7	4.1	4.1	4.2	4.7	4.0		3.7	2.9	2.4	2.1	
46.0								2.8	3.2	4.5	3.9		3.6	3.5	2.8	2.3	
48.0									2.3	3.8	3.8		3.5	3.3	2.7	2.2	
50.0									2.8	3.7	3.5		3.1	2.5	2.1	1.9	
55.0													1.7	2.3	1.9	1.8	
60.0															1.8	1.7	
(°)	45~83	48~83	46~83	47~83	51~83	51~83	54~83	53~83	50~83	54~83	59~83	55~83	55~83	58~83	59~83	62~83	
Standard hook	80t																
The weights of the hooks	1360kg																
Standard number of part lines	5				3				12.5t				490kg				

Note: a 80 t counterweight and 8.0 m outrigger extension width.  
A 57 t counterweight and 9.0 m outrigger extension width.

Total rated loads chart

Performance FD

51.2 m boom + 1.7 m + Fully automatic luffing jib

Jib length Offset Working radius (m)	1.1 . 1.1 m				1.9 . 1.1 m				2.7 . 1.1 m				3.5 . 1.1 m				Unit: ton
	0°	15°	30°	40°	0°	15°	30°	40°	0°	15°	30°	40°	0°	15°	30°	40°	
10.0	30.0																
11.0	30.0																
12.0	30.0				18.0												
14.0	30.0	30.0			18.0												
16.0	30.0	28.0	23.7		18.0				11.0				8.0				
18.0	30.0	25.4	21.7	19.9	18.0	17.1			11.0				8.0				
20.0	27.7	23.1	19.9	18.5	18.0	16.1			11.0				8.0				
22.0	24.5	21.0	18.3	17.2	18.0	15.0	11.6						8.0				
24.0	20.1	19.1	16.9	15.9	17.0	13.8	11.2	9.8					8.0				
26.0	16.5	17.5	15.6	14.8	15.4	12.7	10.8	9.5	10.9	7.6			7.5				
28.0	13.4	15.0	14.5	13.8	14.0	11.7	10.1	9.3	10.2	7.2	5.5		7.0	4.8			
30.0	10.8	12.3	13.4	12.9	12.8	10.8	9.4	8.7	9.5	6.8	5.3		6.5	4.5			
32.0	8.6	9.9	11.0	11.5	11.0	10.0	8.8	8.2	8.9	6.5	5.1	4.5	6.1	4.3			
34.0	6.7	7.9	8.8	9.3	9.0	9.2	8.2	7.6	8.4	6.2	4.9	4.3	5.7	4.0	3.1		
36.0	5.0	6.1	6.9	7.3	7.3	8.5	7.6	7.2	7.9	5.9	4.7	4.2	5.3	3.8	2.9		
38.0		4.5	5.2	5.6	5.8	7.4	7.1	6.7	7.4	5.7	4.6	4.1	5.0	3.7	2.8		
40.0				4.0	4.4	5.9	6.6	6.3	6.8	5.4	4.4	4.0	4.7	3.5	2.7	2.3	
42.0					4.6	5.7	5.9	5.9	5.5	5.2	4.3	3.9	4.4	3.3	2.6	2.2	
44.0						4.4	4.4	4.9	4.4	4.4	3.8	3.4	4.2	3.2	2.5	2.2	
46.0									3.4	4.8	4.1	3.7	3.9	3.0	2.4	2.1	
48.0										4.1	3.9	3.6	3.7	2.9	2.3	2.0	
50.0										3.1	3.8	3.6	3.1	2.8	2.2	2.0	
55.0													2.4	2.5	2.0	1.8	
60.0																1.7	
(°)	55~83	56~83	57~83	56~83	57~83	59~83	60~83	62~83	58~83	60~83	64~83	62~83	60~83	62~83	67~83	66~83	
Standard hook	80t																
The weights of the hooks	1.360kg																
Standard number of part lines	5				3				1				12.5t				
	490kg																

Note: a 80 t counterweight and 8.0 m outrigger extension width.  
A 57 t counterweight and 9.0 m outrigger extension width.

Total rated loads chart

Performance FE

14.4 m boom + 1.7 m + Fully automatic luffing jib

Jib length Offset Working radius (m)	11 . 1 m			19 . 1 m			27 . 1 m			35 . 1 m			Unit: ton			
	0°	15°	30°	40°	0°	15°	30°	40°	0°	15°	30°	40°				
5.0	60.0				33.0											
6.0	57.0	41.0			33.0											
7.0	50.8	38.1			32.3				11.0							
8.0	45.8	35.6			29.7				11.0			9.5				
9.0	41.6	33.4	28.1		27.4				11.0			9.5				
10.0	38.0	31.5	26.9	24.2	25.4	19.5			11.0			9.5				
11.0	35.0	29.7	25.7	23.3	23.6	18.3			11.0			9.5				
12.0	32.4	28.2	24.3	22.2	22.1	17.2			11.0			9.5				
14.0	28.2	25.3	21.9	20.4	19.2	15.4	12.8		11.0	9.7		9.2				
16.0	24.8	22.5	20.0	18.9	16.9	14.0	11.8	10.7	10.8	8.7		8.1				
18.0	22.2	20.1	18.4	17.7	15.1	12.7	11.0	10.1	9.5	7.8		7.2	5.8			
20.0	19.9	18.2	17.1	16.8	13.6	11.7	10.2	9.5	8.5	7.1	6.0	6.4	5.2			
22.0	17.7	16.6	16.1		12.4	10.8	9.6	9.1	7.7	6.5	5.6	5.7	4.8			
24.0	15.8	15.4			11.1	10.0	9.1	8.7	6.9	6.0	5.2	4.8	4.3			
26.0					10.1	9.4	8.6	8.3	6.3	5.5	4.9	4.5	4.0	3.4		
28.0					9.1	8.6	8.0	7.9	5.8	5.1	4.5	4.2	3.6	3.1		
30.0					8.3	7.9	7.6		5.3	4.8	4.3	4.0	3.8	3.3	2.9	2.7
32.0					7.5	7.3			4.9	4.4	4.1	3.8	3.5	3.1	2.7	2.5
34.0									4.5	4.2	3.9	3.7	3.2	2.9	2.5	2.3
36.0									4.2	3.9	3.7	3.6	3.0	2.7	2.4	2.2
38.0									3.9	3.7	3.6		2.7	2.5	2.2	2.1
40.0									3.7	3.6			2.5	2.3	2.1	2.0
42.0													2.3	2.1	2.0	1.9
44.0													2.1	2.0	1.9	1.8
46.0													2.0	1.9	1.8	
48.0													1.8	1.8		
(°)	0~83	20~83	35~83	46~83	0~83	21~83	37~83	47~83	16~83	25~83	40~83	50~83	17~83	28~83	43~83	53~83
Standard hook	80t															
The weights of the hooks	1360kg															
Standard number of part lines	5			3			1						1			

Note: a 57 t counterweight and 8.0 m or 7.0 m outrigger extension width.  
A 41 t counterweight and 9.0 m outrigger extension width.



## Total rated loads chart

## Performance FE

23.6 m boom + 1.7 m + Fully automatic luffing jib

Jib length Offset Working radius (m)	1 . 1 . 1 m				1 . 9 . 1 m				2 . 7 . 1 m				3 . 5 . 1 m				Unit: ton
	0 °	15 °	30 °	40 °	0 °	15 °	30 °	40 °	0 °	15 °	30 °	40 °	0 °	15 °	30 °	40 °	
5.0	60.0																
6.0	60.0																
7.0	60.0				33.0												
8.0	59.1	39.7			33.0												
9.0	54.0	37.7			31.2			11.0									
10.0	49.7	35.8	28.6		29.2			11.0					9.5				
11.0	46.0	34.2	27.7	24.5	27.3			11.0					9.5				
12.0	42.7	32.6	26.8	23.9	25.7	18.6		11.0					9.5				
14.0	37.4	29.9	24.9	22.3	23.0	17.0		11.0					8.9				
16.0	33.2	27.7	23.1	20.9	20.6	15.6	12.4	11.0	9.2				8.0				
18.0	29.7	25.5	21.5	19.8	18.5	14.3	11.7	10.4	8.5				7.2	5.5			
20.0	24.2	23.3	20.1	18.8	16.8	13.3	11.0	9.9	7.8				6.6	5.1			
22.0	19.4	21.2	18.9	17.9	15.3	12.4	10.4	9.5	7.2	5.9			6.0	4.7			
24.0	15.5	17.0	17.9	17.2	14.1	11.6	9.9	9.2	8.3	6.7	5.5		6.0	4.7			
26.0	12.3	13.5	14.4	14.7	13.0	10.9	9.5	8.9	7.6	6.2	5.2	4.7	5.4	4.3			
28.0	9.5	10.6	11.2		12.0	10.3	9.1	8.6	7.0	5.8	4.9	4.5	5.0	4.0	3.3		
30.0	6.9	7.8			10.9	9.7	8.8	8.4	6.5	5.4	4.7	4.3	4.6	3.7	3.1		
32.0	4.7	5.2			8.9	9.3	8.4	8.1	6.0	5.1	4.4	4.1	4.2	3.5	2.9	2.6	
34.0	2.8				6.9	8.4	8.0	7.8	5.6	4.8	4.2	3.9	3.9	3.2	2.7	2.5	
36.0					5.1	6.4	7.3		5.2	4.6	4.1	3.8	3.6	3.0	2.6	2.3	
38.0					3.5	4.5			4.9	4.3	3.9	3.7	3.3	2.8	2.4	2.2	
40.0					2.8				4.6	4.1	3.8	3.6	3.1	2.7	2.3	2.1	
42.0									4.3	3.9	3.6	3.5	2.9	2.5	2.2	2.0	
44.0									3.3	3.8	3.5		2.7	2.4	2.1	1.9	
46.0									2.3	3.3	3.5		2.5	2.2	2.0	1.9	
48.0										2.0			2.4	2.1	1.9	1.8	
50.0													2.2	2.0	1.8	1.7	
55.0														1.7			
( ° )	6 ~ 83	24 ~ 83	41 ~ 83	48 ~ 83	28 ~ 83	26 ~ 83	43 ~ 83	50 ~ 83	28 ~ 83	30 ~ 83	41 ~ 83	53 ~ 83	38 ~ 83	38 ~ 83	54 ~ 83	57 ~ 83	
Standard hook	80t																
The weights of the hooks	1360kg																
Standard number of part lines	5				3				1								

Note: a 57 t counterweight and 8.0 m or 7.0 m outrigger extension width.  
A 41 t counterweight and 9.0 m outrigger extension width.

Total rated loads chart

Performance FE

32.8 m boom + 1.7 m + Fully automatic luffing jib

Jib length Offset Working radius (m)	1 1 . 1 m			1 9 . 1 m			2 7 . 1 m			3 5 . 1 m			Unit : ton		
	0 °	1 5 °	3 0 °	4 0 °	0 °	1 5 °	3 0 °	4 0 °	0 °	1 5 °	3 0 °	4 0 °			
7.0	60.0														
8.0	60.0														
9.0	60.0				33.0										
10.0	60.0	39.0			31.3										
11.0	56.1	37.4			29.6			11.0							
12.0	52.3	35.9	28.1		28.0			11.0							
14.0	46.0	33.3	26.7	23.3	25.3	17.8		11.0				9.5			
16.0	36.9	31.0	25.0	22.2	23.0	16.5		11.0				9.5			
18.0	28.8	29.1	23.5	21.1	21.1	15.3	12.0	11.0	8.9			8.8			
20.0	22.6	25.2	22.2	20.2	19.3	14.4	11.4	10.2	11.0	8.3		8.0			
22.0	17.8	20.1	21.1	19.3	17.7	13.5	10.9	9.8	10.5	7.7		7.4	5.4		
24.0	14.0	15.9	17.5	18.3	16.3	12.7	10.4	9.4	9.6	7.2	5.7	6.8	5.0		
26.0	10.7	12.5	13.8	14.5	14.1	12.0	10.0	9.1	8.8	6.8	5.4	6.2	4.6		
28.0	7.6	9.4	10.7	11.2	11.3	11.4	9.6	8.9	8.2	6.4	5.2	5.7	4.3		
30.0	5.0	6.5	7.7	8.2	8.9	10.8	9.3	8.7	7.6	6.0	4.9	5.3	4.0		
32.0	2.7	4.0	5.0	5.3	6.6	9.0	9.0	8.5	7.1	5.7	4.7	4.9	3.8		
34.0			2.6		4.6	6.8	8.6	8.3	6.6	5.4	4.5	4.5	3.6		
36.0					4.8	4.8	6.4	7.2	6.2	5.1	4.3	4.2	3.4		
38.0					3.0	4.4	5.0	5.0	4.8	4.9	4.2	3.9	3.2		
40.0							3.0	3.0	3.4	4.6	4.0	3.7	3.0		
42.0									2.1	4.3	3.9	3.4	2.8		
44.0									2.9	3.8	3.6	3.2	2.7		
46.0									1.7	3.1	3.5	2.3	2.2		
48.0										1.7	2.3	2.4	2.1		
50.0												2.3	2.0		
55.0												2.3	1.8		
( ° )	43 ~ 83	46 ~ 83	44 ~ 83	49 ~ 83	51 ~ 83	50 ~ 83	53 ~ 83	52 ~ 83	48 ~ 83	51 ~ 83	53 ~ 83	55 ~ 83	56 ~ 83	62 ~ 83	60 ~ 83
Standard hook	80t														
The weights of the hooks	1360kg														
Standard number of part lines	5			3			1								

Note: a 57 t counterweight and 8.0 m or 7.0 m outrigger extension width.  
A 41 t counterweight and 9.0 m outrigger extension width.

## Total rated loads chart

## Performance FE

42.0 m boom + 1.7 m + Fully automatic luffing jib

Jib length Offset Working radius (m)	1.1 . 1 m			1.9 . 1 m			2.7 . 1 m			3.5 . 1 m			Unit : ton					
	0 °	15 °	30 °	40 °	0 °	15 °	30 °	40 °	0 °	15 °	30 °	40 °						
9.0	48.0																	
10.0	48.0																	
11.0	48.0			27.0														
12.0	48.0	38.4		27.0														
14.0	48.0	35.9	27.8	27.0				11.0										
16.0	37.0	33.7	26.3	22.9	17.4			11.0				9.5						
18.0	28.9	31.7	24.9	21.9	16.3			11.0				9.5						
20.0	22.8	25.5	23.7	21.1	15.3	11.8		11.0	8.7			8.8						
22.0	18.0	20.3	22.4	20.3	14.5	11.3	10.0	11.0	8.1			8.0						
24.0	14.1	16.2	17.9	18.8	17.0	13.7	10.9	10.7	7.6			7.4	5.2					
26.0	10.9	12.8	14.3	15.1	13.8	13.0	10.4	9.3	7.2	5.6		6.9	4.9					
28.0	7.8	9.8	11.2	11.9	11.1	12.3	10.1	9.1	9.2	6.8	5.4	6.4	4.6					
30.0		6.9	8.4	9.1	8.6	11.1	9.7	8.9	8.6	6.4	5.1	4.5	5.9	4.3				
32.0			5.7	6.3	6.2	8.9	9.4	8.7	8.0	6.1	4.9	4.4	5.5	4.1	3.1			
34.0						6.7	8.7	8.5	7.5	5.8	4.7	4.2	5.1	3.8	3.0			
36.0							6.6	7.6	5.8	5.5	4.6	4.1	4.8	3.6	2.8	2.5		
38.0								5.5	4.2	5.3	4.4	4.0	4.5	3.4	2.7	2.4		
40.0										5.1	4.3	3.9	4.2	3.2	2.6	2.3		
42.0										3.9	4.1	3.8	3.6	3.1	2.5	2.2		
44.0											4.0	3.7		2.9	2.4	2.1		
46.0												3.2		2.8	2.3	2.0		
48.0																		
50.0																		
( ° )	58 ~ 83	59 ~ 83	58 ~ 83	59 ~ 83	60 ~ 83	62 ~ 83	64 ~ 83	63 ~ 83	59 ~ 83	62 ~ 83	63 ~ 83	65 ~ 83	62 ~ 83	65 ~ 83	67 ~ 83	70 ~ 83		
Standard hook	80t																	
The weights of the hooks	1360kg																	
Standard number of part lines	5			5			3			12.5t			490kg			1		

Note: a 57 t counterweight and 8.0 m or 7.0 m outrigger extension width.

A 41 t counterweight and 9.0 m outrigger extension width.

Total rated loads chart

Performance FE

51.2 m boom + 1.7 m + Fully automatic luffing jib

Jib length Offset Working radius (m)	1.1 . 1 m			1.9 . 1 m			2.7 . 1 m			3.5 . 1 m			Unit: ton					
	0 °	15 °	30 °	40 °	0 °	15 °	30 °	40 °	0 °	15 °	30 °	40 °						
10.0	30.0																	
11.0	30.0																	
12.0	30.0			18.0														
14.0	30.0	30.0		18.0														
16.0	30.0	28.0	23.7	18.0				11.0				8.0						
18.0	29.8	25.4	21.7	19.9	17.1			11.0				8.0						
20.0	23.7	23.1	19.9	18.5	16.1			11.0				8.0						
22.0	18.8	21.0	18.3	17.2	18.0	15.0	11.6	11.0	8.5			8.0						
24.0	15.0	17.0	16.9	15.9	17.0	13.8	11.2	9.8	11.0	8.0		8.0						
26.0	11.8	13.6	15.2	14.8	14.2	12.7	10.8	9.5	10.9	7.6		7.5						
28.0	8.8	10.7	12.1	12.8	11.5	11.7	10.1	9.3	10.2	7.2	5.5	7.0	4.8					
30.0		8.1	9.5	10.2	9.1	10.8	9.4	8.7	9.5	6.8	5.3	6.5	4.5					
32.0			7.0	7.6		9.4	8.8	8.2	8.9	6.5	5.1	6.1	4.3					
34.0					7.3	8.2	7.6	7.6	7.8	6.2	4.9	4.3	3.1					
36.0						7.4	7.2	7.2	6.0	5.9	4.7	4.2	2.9					
38.0							6.4			5.7	4.6	4.1	2.8					
40.0										5.4	4.4	4.0	2.7					
42.0											4.3	3.9	2.2					
44.0											4.2	3.8	2.2					
46.0												3.7	2.1					
48.0													2.3					
50.0													2.0					
( ° )	62 ~ 83	64 ~ 83	64 ~ 83	65 ~ 83	66 ~ 83	68 ~ 83	68 ~ 83	68 ~ 83	65 ~ 83	68 ~ 83	69 ~ 83	69 ~ 83	66 ~ 83	68 ~ 83	71 ~ 83	73 ~ 83		
Standard hook	80t																	
The weights of the hooks	1360kg																	
Standard number of part lines	5			3			1			1			1			1		

Note: a 57 t counterweight and 8.0 m or 7.0 m outrigger extension width.  
 A 41 t counterweight and 9.0 m outrigger extension width.

## Total rated loads chart

## Performance FF

14.4 m boom + 1.7 m + Fully automatic luffing jib

Jib length Offset Working radius (m)	1 1 . 1 m				1 9 . 1 m				2 7 . 1 m				3 5 . 1 m				Unit: ton
	0 °	15 °	30 °	40 °	0 °	15 °	30 °	40 °	0 °	15 °	30 °	40 °	0 °	15 °	30 °	40 °	
5.0	60.0				33.0												
6.0	57.0	41.0			33.0												
7.0	50.8	38.1			32.3												
8.0	45.8	35.6			29.7				11.0						9.5		
9.0	41.6	33.4	28.1		27.4				11.0						9.5		
10.0	38.0	31.5	26.9	24.2	25.4	19.5			11.0						9.5		
11.0	35.0	29.7	25.7	23.3	23.6	18.3			11.0						9.5		
12.0	32.4	28.2	24.3	22.2	22.1	17.2			11.0						9.5		
14.0	28.2	25.3	21.9	20.4	19.2	15.4	12.8		11.0	9.7					9.2		
16.0	24.8	22.5	20.0	18.9	16.9	14.0	11.8	10.7	10.8	8.7					8.1		
18.0	22.2	20.1	18.4	17.7	15.1	12.7	11.0	10.1	9.5	7.8					7.2	5.8	
20.0	19.9	18.2	17.1	16.8	13.6	11.7	10.2	9.5	8.5	7.1	6.0				6.4	5.2	
22.0	17.7	16.6	16.1		12.4	10.8	9.6	9.1	7.7	6.5	5.6				5.7	4.8	
24.0	15.8	15.4			11.1	10.0	9.1	8.7	6.9	6.0	5.2	4.8			5.1	4.3	
26.0					10.1	9.4	8.6	8.3	6.3	5.5	4.9	4.5	4.0		4.6	4.0	
28.0					9.1	8.6	8.0	7.9	5.8	5.1	4.5	4.2	4.2	3.6	4.2	3.6	
30.0					8.3	7.9	7.6		5.3	4.8	4.3	4.0	3.8	3.3	3.8	3.3	
32.0					7.5	7.3			4.9	4.4	4.1	3.8	3.5	3.1	3.5	3.1	
34.0									4.5	4.2	3.9	3.7	3.2	2.9	3.2	2.9	
36.0									4.2	3.9	3.7	3.6	3.0	2.7	3.0	2.7	
38.0									3.9	3.7	3.6		2.7	2.5	2.7	2.5	
40.0									3.7	3.6			2.5	2.3	2.5	2.3	
42.0													2.3	2.1	2.3	2.1	
44.0													2.1	2.0	2.1	2.0	
46.0													2.0	1.9	2.0	1.8	
48.0													1.8	1.8	1.8		
( ° )	0 ~ 83	20 ~ 83	35 ~ 83	46 ~ 83	0 ~ 83	21 ~ 83	37 ~ 83	47 ~ 83	16 ~ 83	25 ~ 83	40 ~ 83	50 ~ 83	17 ~ 83	28 ~ 83	43 ~ 83	53 ~ 83	
Standard hook	80t																
The weights of the hooks	1360kg																
Standard number of part lines	5				3				1								

Note: a 41 t counterweight and 8.0 m outrigger extension width.  
A 26 t counterweight and 9.0 m outrigger extension width.

Total rated loads chart

Performance FF

23.6 m boom + 1.7 m + Fully automatic luffing jib

Jib length Offset Working radius (m)	1.1 . 1 m				1.9 . 1 m				2.7 . 1 m				3.5 . 1 m				Unit:ton
	0 °	15 °	30 °	40 °	0 °	15 °	30 °	40 °	0 °	15 °	30 °	40 °	0 °	15 °	30 °	40 °	
5.0	60.0																
6.0	60.0																
7.0	60.0																
8.0	59.1	39.7															
9.0	54.0	37.7															
10.0	49.7	35.8	28.6														
11.0	46.0	34.2	27.7	24.5													
12.0	42.7	32.6	26.8	23.9	25.7	18.6											
14.0	37.4	29.9	24.9	22.3	23.0	17.0											
16.0	29.6	27.7	23.1	20.9	20.6	15.6	12.4										
18.0	22.7	25.4	21.5	19.8	18.5	14.3	11.7	10.4									
20.0	17.5	19.7	20.1	18.8	16.8	13.3	11.0	9.9	10.1	7.8							
22.0	13.4	15.2	16.7	17.4	15.3	12.4	10.4	9.5	9.1	7.2	5.9						
24.0	10.1	11.6	12.8	13.3	13.8	11.6	9.9	9.2	8.3	6.7	5.5						
26.0	7.4	8.7	9.5	9.8	11.0	10.9	9.5	8.9	7.6	6.2	5.2	4.7					
28.0	5.2	6.1	6.7		8.7	10.3	9.1	8.6	7.0	5.8	4.9	4.5	5.0	4.0	3.3		
30.0	3.3	4.0			6.7	8.4	8.8	8.4	6.5	5.4	4.7	4.3	4.6	3.7	3.1		
32.0					5.0	6.5	7.7	8.1	6.0	5.1	4.4	4.1	4.2	3.5	2.9	2.6	
34.0					3.6	4.8	5.7	6.1	5.6	4.8	4.2	3.9	3.9	3.2	2.7	2.5	
36.0						3.3	4.0		5.2	4.6	4.1	3.8	3.6	3.0	2.6	2.3	
38.0									4.1	4.3	3.9	3.7	3.3	2.8	2.4	2.2	
40.0									3.0	4.1	3.8	3.6	3.1	2.7	2.3	2.1	
42.0									2.0	3.2	3.6	3.5	2.9	2.5	2.2	2.0	
44.0										2.2	2.9		2.7	2.4	2.1	1.9	
46.0											1.6		2.4	2.2	2.0	1.9	
48.0													1.6	2.1	1.9	1.8	
50.0														2.0	1.8	1.7	
( ° )	29 ~ 83	33 ~ 83	41 ~ 83	48 ~ 83	38 ~ 83	39 ~ 83	43 ~ 83	50 ~ 83	37 ~ 83	41 ~ 83	41 ~ 83	53 ~ 83	41 ~ 83	47 ~ 83	54 ~ 83	57 ~ 83	
Standard hook	80t																
The weights of the hooks	1360kg																
Standard number of part lines	5				3				12.5t				490kg				

Note: a 41 t counterweight and 8.0 m outrigger extension width.  
A 26 t counterweight and 9.0 m outrigger extension width.

## Total rated loads chart

## Performance FF

32.8 m boom + 1.7 m + Fully automatic luffing jib

Jib length Offset Working radius (m)	11 . 1 m			19 . 1 m			27 . 1 m			35 . 1 m			Unit: ton			
	0°	15°	30°	40°	0°	15°	30°	40°	0°	15°	30°	40°				
7.0																
8.0	60.0															
9.0	60.0				33.0											
10.0	60.0	39.0			31.3											
11.0	56.1	37.4			29.6			11.0								
12.0	51.0	35.9	28.1		28.0			11.0								
14.0	37.3	33.3	26.7	23.3	25.3	17.8		11.0				9.5				
16.0	28.0	31.0	25.0	22.2	23.0	16.5		11.0				9.5				
18.0	21.1	24.2	23.5	21.1	21.1	15.3	12.0	11.0	8.9			8.8				
20.0	16.0	18.5	20.7	20.2	19.3	14.4	11.4	11.0	8.3			8.0				
22.0	11.9	14.1	16.0	16.9	15.3	13.5	10.9	10.5	7.7			7.4				
24.0	8.6	10.5	12.1	12.9	12.0	12.7	10.4	9.4	7.2	5.7		6.8	5.0			
26.0	5.9	7.6	8.9	9.5	9.2	11.9	10.0	9.1	8.8	6.8	5.4	6.2	4.6			
28.0		5.1	6.2	6.7	6.9	9.3	9.6	8.9	8.2	6.4	5.2	5.7	4.3			
30.0				4.3	4.9	7.1	8.9	8.7	7.6	6.0	4.9	5.3	4.0			
32.0																
34.0					5.1	6.8	7.6	7.6	6.2	5.7	4.7	4.9	3.8			
36.0						4.9	5.6	5.6	4.7	5.4	4.5	4.1	3.6			
38.0									3.4	5.1	4.3	4.0	3.4			
40.0										4.2	4.2	3.9	3.2			
42.0										3.0	4.0	3.8	3.0			
44.0											3.3	3.7	2.8			
46.0												2.8	2.4			
48.0												2.7	2.3			
50.0												2.2	2.0			
(°)	53 ~ 83	53 ~ 83	56 ~ 83	53 ~ 83	56 ~ 83	59 ~ 83	60 ~ 83	62 ~ 83	55 ~ 83	58 ~ 83	61 ~ 83	60 ~ 83	58 ~ 83	62 ~ 83	64 ~ 83	65 ~ 83
Standard hook	80t															
The weights of the hooks	1360kg															
Standard number of part lines	5					3			1							

Note: a 41 t counterweight and 8.0 m outrigger extension width.  
A 26 t counterweight and 9.0 m outrigger extension width.

Total rated loads chart

42.0 m boom + 1.7 m + Fully automatic luffing jib

Performance FF

Jib length Offset Working radius (m)	1.1 . 1 m			1.9 . 1 m			2.7 . 1 m			3.5 . 1 m			Unit : ton			
	0 °	15 °	30 °	40 °	0 °	15 °	30 °	40 °	0 °	15 °	30 °	40 °				
9.0	48.0															
10.0	48.0															
11.0	48.0				27.0											
12.0	48.0	38.4			27.0											
14.0	37.5	35.9	27.8		27.0			11.0								
16.0	28.1	31.8	26.3	22.9	25.3	17.4		11.0				9.5				
18.0	21.3	24.4	24.9	21.9	23.3	16.3		11.0				9.5				
20.0	16.1	18.8	21.0	21.1	19.2	15.3	11.8	11.0	8.7			8.8				
22.0	12.1	14.4	16.3	17.4	15.0	14.5	11.3	10.0	8.1			8.0				
24.0	8.8	10.8	12.5	13.4	11.7	13.7	10.9	9.6	7.6			7.4	5.2			
26.0		7.9	9.3	10.1	8.9	11.7	10.4	9.3	7.2	5.6		6.9	4.9			
28.0			6.7	7.3		9.2	10.1	9.1	6.8	5.4		6.4	4.6			
30.0						6.9	8.9	8.9	7.4	6.4		5.9	4.3			
32.0							6.8	7.8	5.7	6.1		5.5	4.1			
34.0								5.8	4.7	4.2		5.1	3.8			
36.0								5.3	4.6	4.1		4.6	3.6			
38.0									4.4	4.0			3.4			
40.0									4.3	3.9			3.2			
42.0										3.8			2.6			
44.0													2.5			
46.0													2.4			
48.0													2.3			
( ° )	63 ~ 83	64 ~ 83	63 ~ 83	64 ~ 83	66 ~ 83	66 ~ 83	68 ~ 83	68 ~ 83	65 ~ 83	67 ~ 83	68 ~ 83	69 ~ 83	66 ~ 83	70 ~ 83	70 ~ 83	72 ~ 83
Standard hook	80t															
The weights of the hooks	1360kg															
Standard number of part lines	5			3			1			1			1			

Note: a 41 t counterweight and 8.0 m outrigger extension width.  
A 26 t counterweight and 9.0 m outrigger extension width.



## Total rated loads chart

## Performance FF

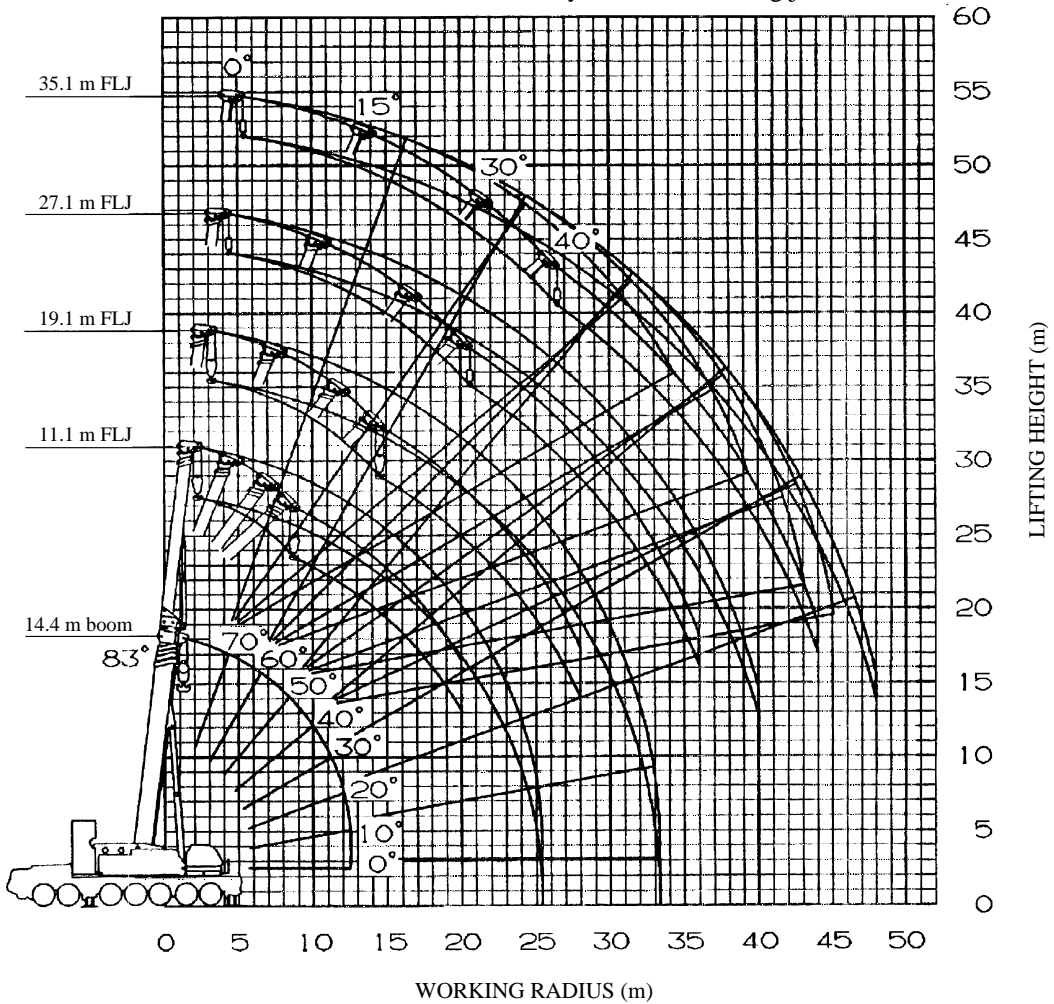
51.2 m boom + 1.7 m + Fully automatic luffing jib

Jib length Offset Working radius (m)	1 . . 1 m			1 9 . . 1 m			2 7 . . 1 m			3 5 . . 1 m			Unit: ton		
	0 °	15 °	30 °	40 °	0 °	15 °	30 °	40 °	0 °	15 °	30 °	40 °			
10.0	30.0														
11.0	30.0														
12.0	30.0			18.0											
14.0	30.0	30.0		18.0											
16.0	29.1	28.0	23.7	18.0				11.0				8.0			
18.0	22.2	25.2	21.7	19.9	17.1			11.0				8.0			
20.0	17.0	19.6	19.9	18.5	16.1			11.0				8.0			
22.0	12.9	15.2	17.1	17.2	15.5	15.0	11.6	11.0	8.5			8.0			
24.0	9.6	11.7	13.4	14.3	12.1	13.8	11.2	11.0	8.0			8.0			
26.0		8.7	10.2	11.0	9.4	12.2	10.8	9.5	10.9	7.6		7.5			
28.0				8.3	9.6	10.1	9.3	9.6	7.2	5.5		7.0	4.8		
30.0							9.4	8.7	7.6	6.8	5.3	6.5	4.5		
32.0							7.3	8.2		6.5	5.1	6.1	4.3		
34.0										6.2	4.9	4.3			
36.0										5.5	4.7	4.2	4.0		
38.0											4.6	4.1	3.8		
40.0												4.0	3.7		
42.0													2.7		
44.0													2.6		
46.0													2.5		
( ° )	68 ~ 83	68 ~ 83	70 ~ 83	69 ~ 83	71 ~ 83	71 ~ 83	73 ~ 83	69 ~ 83	71 ~ 83	73 ~ 83	74 ~ 83	71 ~ 83	73 ~ 83	74 ~ 83	75 ~ 83
Standard hook	80t												12.5t		
The weights of the hooks	1360kg												490kg		
Standard number of part lines	5			3			1			1					

Note: a 41 t counterweight and 8.0 m outrigger extension width.  
A 26 t counterweight and 9.0 m outrigger extension width.

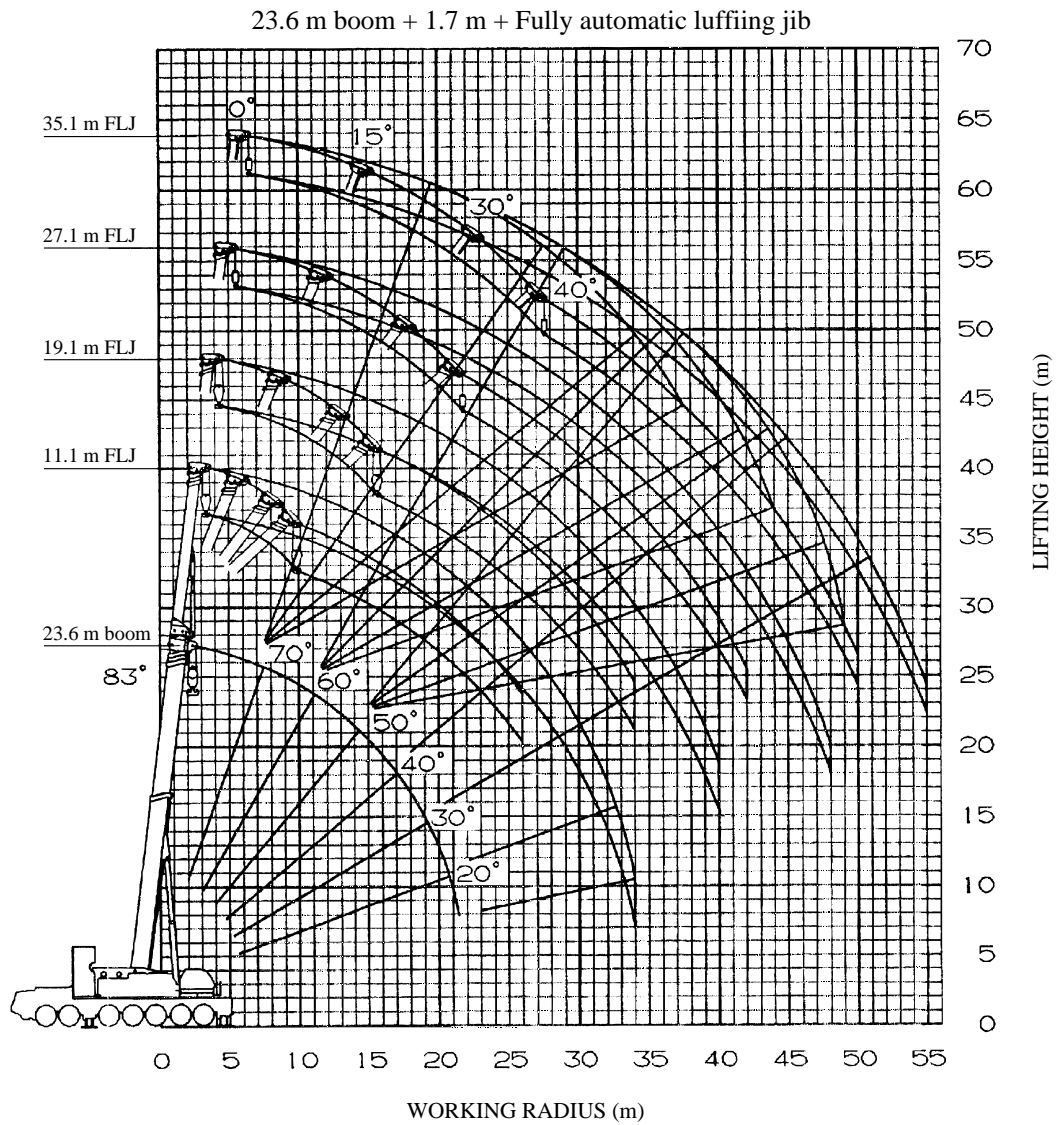
**WORKING RADIUS - LIFTING HEIGHT**

14.4 m boom + 1.7 m + Fully automatic luffing jib

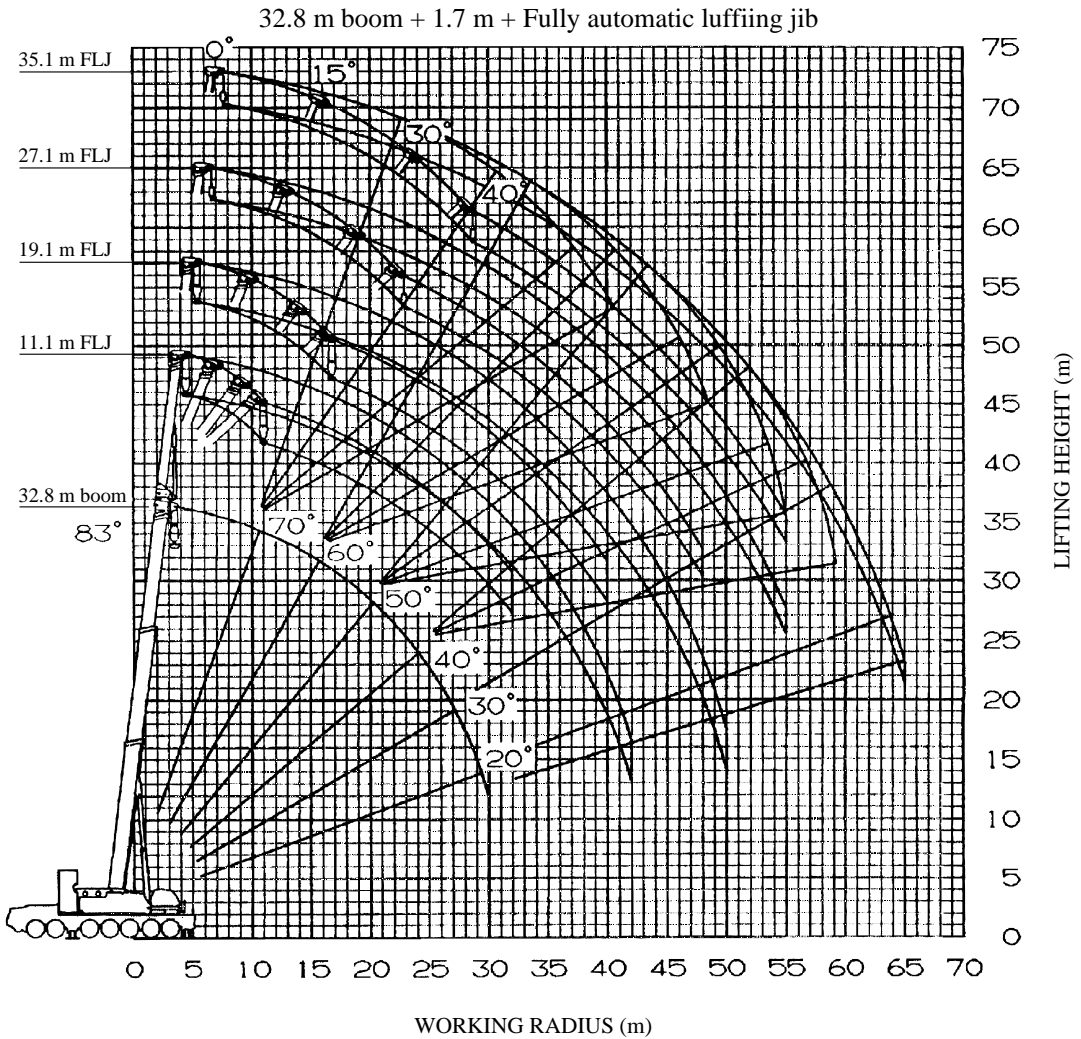


**NOTES:**

The deflection of the boom and jib is not incorporated in the figure above.  
The above figure is maximum load radius for Performance FB.

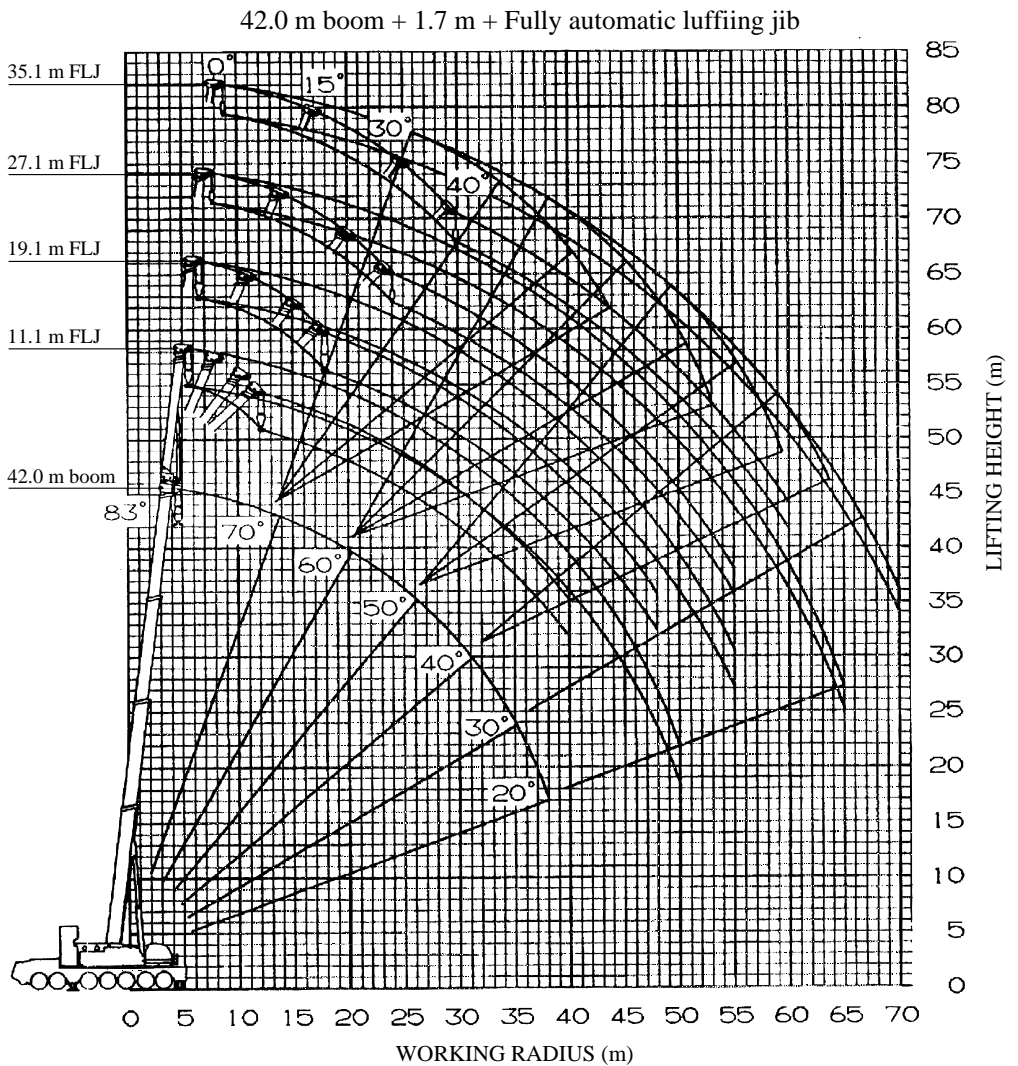
**NOTES:**

The deflection of the boom and jib is not incorporated in the figure above.  
The above figure is maximum load radius for Performance FB.



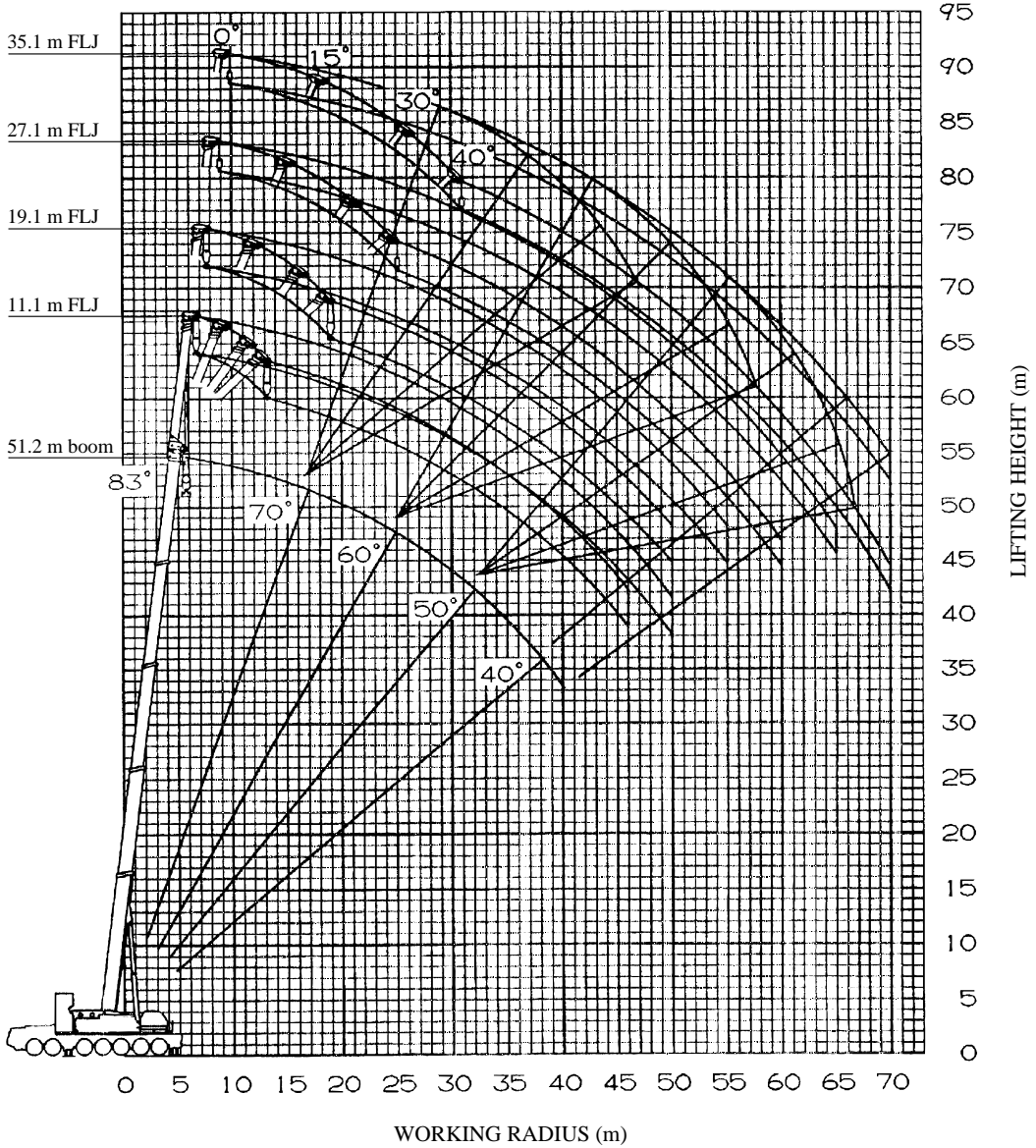
**NOTES:**

The deflection of the boom and jib is not incorporated in the figure above.  
 The above figure is maximum load radius for Performance FB.

**NOTES:**

The deflection of the boom and jib is not incorporated in the figure above.  
The above figure is maximum load radius for Performance FB.

51.2 m boom + 1.7 m + Fully automatic luffing jib



**NOTES:**

The deflection of the boom and jib is not incorporated in the figure above.  
 The above figure is maximum load radius for Performance FB.

# ALL TERRAIN CRANE

AR

## AR-4000M

(Luffing Jib)

### *JAPANESE SPECIFICATIONS*

These specifications are for the luffing jib for the AR-4000M type crane. Refer to these specifications along with the specifications for control no. AR-4000M-1/MB.

Control No. AR-4000M-1 / LJ-02

<b>JIB SPECIFICATIONS</b>
---------------------------

**CRANE CAPACITY**

18 m	jib	110,000kg	at 11.0 m	(10 part-line)
27 m	jib	68,000kg	at 16.0 m	(6 part-line)
36 m	jib	52,700kg	at 20.0 m	(6 part-line)
45 m	jib	35,600kg	at 28.0 m	(4 part-line)
54 m	jib	18,100kg	at 20.0 m	(2 part-line)
63 m	jib	15,800kg	at 32.0 m	(2 part-line)
72 m	jib	9,800kg	at 26.0 m	(2 part-line)

**MAX.LIFTING HEIGHT**

118.0m (4.0 t)

**MAX.WORKING RADIUS**

95.0m (3.5 t)

**LUFFING JIB LENGTH**

2.5m (fixing part) + 18m, 27m, 36m, 45m, 54m, 63m, 72m  
(elevation part)

**LUFFING JIB**

Lattice type



<b>LUFFING JIB TOTAL RATED LOADS</b>
--------------------------------------

1. The total rated loads shown are for the case where the outriggers are set horizontally on firm level ground. The values above the bold lines are based on the crane strength while those below are based on the crane stability.
2. The weights of the slings and hooks (200 t hook: 2,100 kg, 80 t hook: 1,360 kg, 25 t hook: 1,140 kg) are included in the total rated loads shown.
3. The total rated load is based on the actual working radius including the deflection of the boom.
4. The table below shows the classification of Performances LA to LE of the total rated load.








Counterweight Outrigger extension width	120 t	100 t	80 t	57 t	41 t
9.0 m	L A	L B	L C	L D	L E
8.0 m	/	L C	L D	L E	/
7.0 m	/	/	/	L E	/

•The performance-setting jib length of Performance LE is only 18 m and 27 m.

5. The standard hook and number of part lines are shown in the total rated loads chart. The load per line should not exceed 123 kN {12.5 tf}.
6. The elevation wire rope is a 8-part line.
7. The rated total load table does not include wind effects. When the maximum instantaneous velocity is 10m/s or more, stop crane operation.
8. Mark in the total rated load chart shows the boom elevating angle range under no load.
9. The boom telescoping order, stroke of each boom, boom length, boom fixing pin condition when the luffing jib is used are as follows:
  - (1) The boom telescoping order and stroke of each boom
    - Extend the boom from the base boom side in sequence, and then extend the next boom after the boom is 91% (8.4 m) extended by the stroke.
    - Retract the boom from the top boom side in sequence, and then retract the next boom after all the stages are retracted.

(2) Boom length and boom fixing pin condition

•At the luffing jib operation, the boom should be at the boom length and in the boom pin fixing condition as shown in the following table.

Boom length (m)	Pin condition when the boom fixing pin is used	Performance-setting jib length	Back tension wire
14.4		Only 18 m	Short lobe (3 m)
17.5			
20.5			
22.8		18 m to 72 m	Link (6.45 m) + Long lobe (8.5 m)
31.2			
39.6		27 m to 72 m	
48.0			

•Always use the short lobe (3 m) for the back tension wire when (the 14.4 m – 20.5 m boom) + 18 m jib are used.

Total rated loads chart

Performance LA

2.5 m + 18 m luffing jib

Boom length Offset Working radius (m)	1 4 . 4 m			1 7 . 5 m			2 0 . 5 m			Unit: ton					
	10°	20°	30°	45°	60°	10°	20°	30°	45°		60°				
8.0	110.0														
9.0	110.0					90.0									
10.0	110.0	101.0				90.0									
11.0	110.0	96.1				90.0	90.0								
12.0	107.0	90.9				90.0	90.0								
14.0	94.9	82.0	72.2			88.3	81.7	70.8							
16.0	85.0	74.7	66.7	57.9		78.1	74.8	65.8							
18.0	76.5	68.7	62.1	54.7		69.8	69.0	61.5	53.4						
20.0	67.7	63.6	58.2	52.1	42.1	62.8	63.2	57.8	51.0	43.4					
22.0	60.3	59.2	54.8	49.8	40.8	56.4	57.4	54.6	48.9	42.2					
24.0	54.2	55.2	51.9	47.9	39.9	50.4	51.6	51.9	47.1	41.3					
26.0	49.0	49.8	49.5	46.5		45.4	46.4	47.3	45.6						
28.0	44.5	45.1	45.6			41.0	41.8	42.6	43.4						
30.0	40.3	41.0	41.3			37.2	37.9	38.4							
32.0	31.1					32.5	34.0	34.7							
34.0						26.6	28.3								
36.0															
38.0															
θ (°)	17~83	25~83	35~83	50~83	65~83	24~83	27~83	35~83	50~83	65~83	16~83	25~83	35~83	50~83	65~83
Standard hook	200t														
The weights of the hooks	2100kg														
Standard number of part lines	10														
	8														

Note: a 120 t counterweight and 9.0 m outrigger extension width.

Total rated loads chart

Performance LA

2.5 m + 18 m luffing jib

Unit: ton

Boom length Offset Working radius (m)	2 2 . 8 m			3 1 . 2 m			60°			
	10°	20°	30°	45°	60°	10°		20°	30°	45°
10.0	90.0									
11.0	90.0									
12.0	90.0	90.0				66.0				
14.0	84.0	84.5	73.0			66.0	63.6			
16.0	74.0	74.6	68.3			61.5	59.9	55.5		
18.0	65.8	66.5	64.3	54.6		55.0	56.1	54.3	48.0	
20.0	59.0	59.8	60.3	52.4	47.0	49.5	50.5	51.4	47.2	41.2
22.0	53.2	54.0	54.6	50.4	45.9	44.7	45.8	46.6	46.6	40.9
24.0	48.1	49.0	49.6	48.7	44.9	44.6	42.4	43.3	40.6	
26.0	43.1	44.4	45.2	45.9	44.2	36.9	37.9	38.7	39.6	40.1
28.0	38.7	39.9	40.9	42.0		33.5	34.5	35.3	36.2	36.6
30.0	34.9	35.9	36.8	37.7		30.3	31.4	32.2	33.0	
32.0	31.6	32.4	33.1	33.8		27.3	28.3	29.2	30.1	
34.0	28.5	29.3	29.9			24.7	25.6	26.3	27.0	
36.0	24.8	26.1	26.9			22.3	23.1	23.7	24.2	
38.0	20.6	21.9				19.9	20.8	21.3		
40.0	14.8					17.3	18.3	19.0		
42.0						14.6	15.6	16.1		
44.0						11.4	12.4			
46.0						7.3				
48.0										
θ (°)	18~83	25~83	35~83	50~83	65~83	18~83	25~83	34~83	49~83	64~83
Standard hook	200t									
The weights of the hooks	2100kg									
Standard number of part lines	8			6						

Note: a 120 t counterweight and 9.0 m outrigger extension width.

Total rated loads chart

Performance LA

2.5 m + 27 m luffing jib

Boom length Offset Working radius (m)	2 2 . 8 m					3 1 . 2 m					3 9 . 6 m					4 8 . 0 m					
	10°	20°	30°	45°	60°	10°	20°	30°	45°	60°	10°	20°	30°	45°	60°	10°	20°	30°	45°	60°	
11.0																					
12.0	68.0																				
14.0	68.0																				
16.0	68.0	68.0				57.5					38.7					24.6					
18.0	65.7	65.7				57.5	57.5				38.7	38.7				24.6					
20.0	59.1	59.8	52.5			55.0	56.3				38.7	38.7	24.6			24.6					
22.0	53.5	54.3	49.4			49.7	50.9	51.7			38.7	38.7	38.7			24.6	24.6				
24.0	48.8	49.6	46.6			45.1	46.3	47.4			38.7	38.7	38.7			24.6	24.6	24.6			
26.0	44.6	45.4	44.2	38.3		41.1	42.3	43.3	39.4		38.7	38.7	38.7			24.6	24.6	24.6			
28.0	40.9	41.8	42.1	36.9	33.2	37.5	38.7	39.7	38.1		35.6	37.0	38.1	36.5		24.1	23.3	23.4			
30.0	37.3	38.5	39.2	35.6	32.4	34.4	35.6	36.6	36.9	33.1	32.6	33.9	35.0	35.9		22.4	21.7	21.8	22.2		
32.0	34.0	35.4	36.3	34.4	31.7	31.6	32.7	33.7	34.8	32.4	30.0	31.2	32.3	33.6	31.0	20.9	20.2	20.3	20.7		
34.0	31.0	32.3	33.5	33.4	31.1	29.0	30.2	31.1	32.2	31.9	27.5	28.7	29.8	31.0	30.7	19.5	18.9	19.0	19.4	19.6	
36.0	28.4	29.5	30.6	31.9	30.6	26.7	27.8	28.7	29.8	30.5	25.3	26.5	27.5	28.7	29.5	18.2	17.7	17.8	18.2	18.4	
38.0	26.0	27.0	27.9	29.1		24.3	25.6	26.5	27.6	28.2	23.3	24.4	25.4	26.5	27.3	17.1	16.6	16.7	17.1	17.3	
40.0	23.8	24.7	25.5	26.5		22.1	23.3	24.4	25.5	26.0	21.4	22.5	23.4	24.5	25.2	16.1	15.6	15.7	16.0	16.3	
42.0	21.7	22.7	23.3	24.0		20.2	21.3	22.3	23.4		19.6	20.7	21.6	22.6	23.3	15.1	14.7	14.7	15.1	15.3	
44.0	19.2	20.6	21.3			18.4	19.4	20.3	21.3		18.0	19.0	19.9	20.9	21.4	14.2	13.8	13.9	14.2	14.5	
46.0	16.3	17.8	18.7			16.7	17.6	18.4	19.2		16.3	17.4	18.3	19.2		13.4	13.0	13.1	13.4	13.6	
48.0	12.8	14.3				14.9	15.9	16.6			14.7	15.7	16.6	17.6		12.7	12.3	12.3	12.6		
50.0						13.1	14.3	14.9			13.2	14.1	15.0	15.8		12.0	11.6	11.6	11.9		
55.0						7.6	8.8				9.9	10.7	11.3			10.3	10.1	10.1	10.3		
60.0											6.1	7.1	7.6			7.5	8.3	8.8			
65.0																4.8	5.5	5.9			
θ (°)	22~83	25~83	35~83	50~83	65~83	25~83	27~83	35~83	50~83	64~83	21~83	24~83	34~83	49~83	64~83	27~83	29~83	34~83	49~83	65~83	
Standard hook	200t																				80t
The weights of the hooks	2100kg																				1360kg
Standard number of part lines	6																				4

Unit: ton

Note: a 120 t counterweight and 9.0 m outrigger extension width.



Total rated loads chart

Performance LA

2.5 m + 45 m luffing jib

Unit: ton

Boom length Offset Working radius (m)	2 2 . 8 m				3 1 . 2 m				3 9 . 6 m				4 8 . 0 m			
	10°	20°	30°	45°	60°	10°	20°	30°	45°	60°	10°	20°	30°	45°	60°	
18.0	35.6					26.8										
20.0	35.6					26.8					19.0					
22.0	35.6					26.8					19.0			12.3		
24.0	35.6	35.6				26.8					19.0			12.3		
26.0	35.6	34.5				26.8	26.8				19.0			12.3		
28.0	35.6	32.7				26.8	26.8				19.0	19.0		12.3		
30.0	33.9	31.1	28.4			26.8	26.8				19.0	19.0		12.3		
32.0	32.1	29.5	27.0			26.8	26.8	26.8			19.0	19.0		12.3		
34.0	30.5	28.0	25.7			26.8	26.8	26.5			19.0	19.0	19.0	12.3		
36.0	28.9	26.5	24.5			26.8	26.8	25.3			19.0	19.0	19.0	12.3		
38.0	27.4	25.2	23.4			25.4	26.7	24.3			19.0	19.0	19.0	12.3		
40.0	26.0	24.0	22.3	20.1		23.6	24.9	23.3	20.6		19.0	19.0	19.0	12.3		
42.0	24.3	22.9	21.4	19.4		22.0	23.2	22.4	19.9		19.0	19.0	19.0	12.3		
44.0	22.5	21.9	20.5	18.7		20.4	21.6	21.5	19.2		19.0	19.0	19.0	11.6	11.4	
46.0	20.8	21.0	19.7	18.1	16.9	18.9	20.2	20.7	18.6	17.1	17.8	19.0	19.0	10.9	10.7	
48.0	19.4	20.1	18.9	17.5	16.4	17.6	18.8	19.8	18.0	16.7	16.5	17.8	18.9	18.1	16.5	
50.0	18.0	19.1	18.2	16.9	16.1	16.3	17.5	18.5	17.5	16.3	15.3	16.5	17.7	17.6	16.1	
55.0	14.9	15.9	16.7	15.9		13.1	14.4	15.5	16.4	15.6	12.5	13.7	14.8	16.0	15.4	
60.0	11.6	12.9	13.6	14.4		10.4	11.4	12.4	13.7		9.8	11.1	12.2	13.3	14.1	
65.0	7.3	8.9				7.8	9.0	9.7	10.5		7.5	8.6	9.5	10.7		
70.0						4.8	6.1	7.0			5.3	6.3	7.2	7.9		
75.0											3.0	4.0	4.7			
80.0																
θ (°)	24~83 29~83 35~83 50~83 65~83 83 23~83 25~83 35~83 49~83 64~83 83 29~83 30~83 34~83 49~83 64~83 83 37~83 40~83 42~83 49~83 64~83 83				80t				25t							
Standard hook The weights of the hooks	1360kg															
Standard number of part lines	4															
	1140kg															
	2															

Note: a 120 t counterweight and 9.0 m outrigger extension width.

Total rated loads chart

Performance LA

2.5 m + 54 m luffing jib

Boom length Offset Working radius (m)	2 2 . 8 m				3 1 . 2 m				3 9 . 6 m				4 8 . 0 m			
	10°	20°	30°	45°	60°	10°	20°	30°	45°	60°	10°	20°	30°	45°	60°	
20.0	18.1					17.0										
22.0	17.1					17.0					12.4					
24.0	16.1					16.8					12.4				8.2	
26.0	15.2					15.9					12.4				8.2	
28.0	14.4	13.2				15.1					12.4				8.2	
30.0	13.7	12.6				14.4	12.9				12.4	12.4			8.2	
32.0	13.0	12.1				13.7	12.4				12.4	12.4			8.2	
34.0	12.5	11.6				13.1	12.0				12.4	12.3			8.2	
36.0	12.0	11.2	10.6			12.6	11.6				12.4	11.9			8.2	
38.0	11.5	10.8	10.2			12.1	11.2	10.4			12.4	11.5	10.6		8.2	
40.0	11.1	10.5	9.9			11.7	10.8	10.1			12.3	11.2	10.3		8.2	
42.0	10.7	10.2	9.7			11.3	10.5	9.9			11.8	10.9	10.1		8.2	
44.0	10.4	9.9	9.4			10.9	10.2	9.6			11.5	10.5	9.8		8.2	
46.0	10.0	9.6	9.2	8.6		10.6	10.0	9.4			11.1	10.3	9.6		8.2	
48.0	9.7	9.3	9.0	8.5		10.3	9.7	9.2	8.6		10.8	10.0	9.4		8.2	
50.0	9.5	9.1	8.7	8.3		10.0	9.4	9.0	8.4		10.5	9.8	9.2	8.5	8.2	
55.0	8.8	8.6	8.3	7.9	7.7	9.3	8.9	8.5	8.1	7.7	9.8	9.2	8.7	8.2	8.2	
60.0	8.3	8.1	7.9	7.7	7.5	8.8	8.4	8.1	7.8	7.5	9.2	8.7	8.3	7.9	7.6	
65.0	7.9	7.8	7.6	7.4		8.3	8.0	7.8	7.5	7.4	8.7	8.3	8.0	7.7	7.4	
70.0	7.5	7.5	7.4			7.9	7.7	7.5	7.4		7.2	8.0	7.7	7.5	7.3	
75.0	4.8	6.4				5.9	7.1	7.3			5.3	6.4	7.3	7.3		
80.0						3.2	4.5	5.3			3.5	4.5	5.4			
85.0																
θ (°)	21~83	25~83	36~83	50~83	65~83	83	82~83	35~83	50~83	65~83	82~83	36~83	51~83	64~83	83	
Standard hook	25t															
The weights of the hooks	1140kg															
Standard number of part lines	2															

Unit: ton

Note: a 120 t counterweight and 9.0 m outrigger extension width.



Total rated loads chart

Performance LA

2.5 m + 63 m luffing jib

Unit: ton

Boom length Offset Working radius (m)	2 2. - 8 m				3 1. - 2 m				3 9. - 6 m				4 8. - 0 m			
	10°	20°	30°	45°	60°	10°	20°	30°	45°	60°	10°	20°	30°	45°	60°	
22.0																
24.0	15.8					12.5					9.0					
26.0	15.8					12.5					9.0				5.6	
28.0	15.8					12.5					9.0				5.6	
30.0	15.8					12.5					9.0				5.6	
32.0	15.8	15.0				12.5					9.0				5.6	
34.0	15.3	14.5				12.5	12.5				9.0				5.6	
36.0	14.8	14.1				12.5	12.5				9.0				5.6	
38.0	14.4	13.7				12.5	12.5				9.0				5.6	
40.0	13.9	13.3				12.5	12.5				9.0				5.6	
42.0	13.5	12.9	12.4			12.5	12.5				9.0				5.6	
44.0	13.1	12.6	12.1			12.5	12.5	12.2			9.0				5.6	
46.0	12.7	12.3	11.8			12.5	12.5	12.0			9.0				5.6	
48.0	12.4	12.0	11.6			12.5	12.2	11.7			9.0				5.6	
50.0	12.1	11.7	11.2			12.5	12.0	11.5			9.0				5.6	
55.0	11.4	10.8	9.9	8.7		11.8	11.4	10.5	9.0		9.0				5.6	
60.0	10.3	9.6	8.8	7.8		11.2	10.4	9.4	8.1		9.0				5.6	
65.0	9.1	8.5	7.8	6.8	6.0	10.2	9.3	8.5	7.3	6.2	9.0				5.6	
70.0	7.9	7.4	6.8	6.0	5.4	8.6	8.3	7.5	6.4	5.6	7.6	8.9	8.1	6.8	5.8	
75.0	6.8	6.3	5.9	5.1		6.9	7.3	6.6	5.7	4.9	5.8	7.1	7.2	6.1	5.1	
80.0	5.7	4.9	4.3			5.1	6.2	5.8	4.3		4.1	5.4	6.4	5.1		
85.0						3.2	4.5	4.0			2.5	3.6	4.7	3.8		
90.0																
θ (°)	19~83 26~83 35~83 50~83 65~83	28~83 31~83 35~83 50~83 65~83	36~83 41~83 38~83 49~83 65~83	46~83 47~83 48~83 50~83 64~83	46~83 47~83 48~83 50~83 64~83	46~83 47~83 48~83 50~83 64~83	46~83 47~83 48~83 50~83 64~83	46~83 47~83 48~83 50~83 64~83	46~83 47~83 48~83 50~83 64~83	46~83 47~83 48~83 50~83 64~83	46~83 47~83 48~83 50~83 64~83	46~83 47~83 48~83 50~83 64~83	46~83 47~83 48~83 50~83 64~83	46~83 47~83 48~83 50~83 64~83	46~83 47~83 48~83 50~83 64~83	46~83 47~83 48~83 50~83 64~83
Standard hook	25t															
The weights of the hooks	1140kg															
Standard number of part lines	2															

Note: a 120 t counterweight and 9.0 m outrigger extension width.

Total rated loads chart

Performance LA

2.5 m + 72 m luffing jib

Boom length Offset Working radius (m)	2 2 . 8 m			3 1 . 2 m			3 9 . 6 m			4 8 . 0 m					
	10°	20°	30°	45°	60°	10°	20°	30°	45°	60°	10°	20°	30°	45°	60°
24.0	9.8														
26.0	9.8					7.8									
28.0	9.5					7.8									
30.0	9.1					7.8					4.0				
32.0	8.7					7.8					4.0				
34.0	8.4					7.8					4.0				
36.0	8.0	7.5				7.8					4.0				
38.0	7.7	7.3				7.8	7.4				4.0				
40.0	7.5	7.1				7.7	7.2				4.0	4.0			
42.0	7.2	6.8				7.5	7.0				4.0	4.0			
44.0	7.0	6.6				7.2	6.8				4.0	4.0			
46.0	6.8	6.5				7.0	6.6				4.0	4.0			
48.0	6.6	6.3	5.8			6.8	6.4	6.0			4.0	4.0			
50.0	6.4	6.1	5.6			6.6	6.3	5.8			4.0	4.0			
55.0	6.0	5.6	5.2			6.2	5.9	5.4			4.0	4.0			
60.0	5.5	5.1	4.8	4.4		5.8	5.4	5.0			4.0	4.0			
65.0	5.0	4.7	4.5	4.1		5.4	5.0	4.7	4.2		4.0	4.0			
70.0	4.6	4.4	4.2	3.9	3.7	5.0	4.7	4.4	4.0		4.0	4.0			
75.0	4.3	4.1	4.0	3.8	3.6	4.7	4.4	4.1	3.9	3.6	3.5	3.6	3.9	4.0	3.7
80.0	4.0	3.9	3.8	3.6	3.5	4.4	4.1	3.9	3.7	3.5	4.7	4.4	4.1	3.8	3.6
85.0	3.8	3.7	3.6	3.5		4.1	3.9	3.8	3.6	3.5	3.2	4.2	3.9	3.7	3.5
90.0						3.0	3.8	3.7	3.5			3.1	3.8	3.6	
95.0															
θ (°)	35~83	41~83	47~83	54~83	65~83	37~83	43~83	48~83	54~83	65~83	44~83	45~83	49~83	58~83	64~83
Standard hook	25t														
The weights of the hooks	1140kg														
Standard number of part lines	2														

Unit: ton

Note: a 120 t counterweight and 9.0 m outrigger extension width.

## Total rated loads chart

## Performance LB

2.5 m + 18 m luffing jib

Boom length Offset Working radius (m)	1 4 . 4 m			1 7 . 5 m			2 0 . 5 m								
	10°	20°	30°	45°	60°	10°	20°	30°	45°	60°	10°	20°	30°	45°	60°
8.0	110.0					90.0					90.0				
9.0	110.0					90.0					90.0				
10.0	110.0	101.0				90.0	90.0				90.0	90.0			
11.0	110.0	96.1				90.0					90.0				
12.0	107.0	90.9				90.0	90.0				90.0	90.0			
14.0	92.5	82.0	72.2			88.3	81.7	70.8			85.8	84.3	72.1		
16.0	79.5	74.7	66.7	57.9		78.0	74.8	65.8			75.7	76.1	67.3		
18.0	69.3	68.7	62.1	54.7		67.8	69.0	61.5	53.4		66.5	68.0	63.1	54.1	
20.0	61.1	62.5	58.2	52.1	42.1	59.6	61.2	57.8	51.0	43.4	58.3	60.1	59.5	51.8	45.9
22.0	54.1	55.4	54.8	49.8	40.8	52.4	54.0	54.6	48.9	42.2	50.8	52.7	54.5	49.8	44.7
24.0	47.4	48.5	49.6	47.9	39.9	45.7	47.1	48.4	47.1	41.3	44.2	45.8	47.3	48.0	43.7
26.0	42.0	42.9	43.7	44.6		40.3	41.4	42.5	43.7		38.7	40.1	41.3	42.9	42.9
28.0	37.4	38.1	38.7			35.7	36.6	37.5	38.4		34.2	35.3	36.3	37.5	
30.0	33.6	34.0	34.3			31.8	32.5	33.1			30.3	31.2	32.1	32.9	
32.0	30.2					28.4	29.0	29.4			26.9	27.7	28.3		
34.0						25.5	25.8				24.0	24.6	25.0		
36.0											21.4	21.8			
38.0											17.2				
$\theta$ (°)	17~83	25~83	35~83	50~83	65~83	24~83	27~83	35~83	50~83	65~83	16~83	25~83	35~83	50~83	65~83
Standard hook	200t														
The weights of the hooks	2100kg														
Standard number of part lines	10														
	8														

Unit: ton

Note: a 100 t counterweight and 9.0 m outrigger extension width.

Total rated loads chart

Performance LB

2.5 m + 18 m luffing jib

Boom length Offset Working radius (m)	2 2. - 8 m				3 1. - 2 m				Unit: ton	
	10°	20°	30°	45°	60°	10°	20°	30°		45°
10.0	90.0									
11.0	90.0									
12.0	90.0	90.0				66.0				
14.0	84.0	84.5	73.0			66.0	63.6			
16.0	74.0	74.6	68.3			66.0	61.7	56.9		
18.0	65.7	66.5	64.3	54.6		61.5	59.9	55.5		
20.0	57.4	59.4	60.3	52.4	47.0	55.0	56.1	54.3	48.0	
22.0	49.8	51.8	53.7	50.4	45.9	48.3	50.5	51.4	47.2	41.2
24.0	43.1	44.9	46.5	48.6	44.9	41.7	43.8	45.7	46.6	40.9
26.0	37.7	39.2	40.6	42.3	43.4	36.2	38.1	39.7	41.9	40.6
28.0	33.1	34.4	35.6	37.0		31.7	33.3	34.7	36.5	37.7
30.0	29.2	30.3	31.3	32.4		27.8	29.2	30.5	32.0	32.8
32.0	25.9	26.8	27.6	28.4		24.4	25.7	26.8	28.0	
34.0	23.0	23.7	24.3			21.5	22.6	23.5	24.6	
36.0	20.4	21.0	21.4			18.9	19.9	20.7	21.5	
38.0	18.1	18.5				16.7	17.5	18.2	18.7	
40.0	14.8					14.7	15.3	15.9		
42.0						12.8	13.4	13.8		
44.0						11.2	11.6	11.9		
46.0						9.7	10.0			
48.0						7.3				
θ (°)	18~83	25~83	35~83	50~83	65~83	18~83	25~83	34~83	49~83	64~83
Standard hook	200t									
The weights of the hooks	2100kg									
Standard number of part lines	8				6					

Note: a 100 t counterweight and 9.0 m outrigger extension width.

Total rated loads chart

Performance LB

2.5 m + 27 m luffing jib

Unit: ton

Boom length Offset Working radius (m)	2.2 - 8 m			3.1 - 2 m			3.9 - 6 m			4.8 - 0 m					
	10°	20°	30°	45°	60°	10°	20°	30°	45°	60°	10°	20°	30°	45°	60°
11.0	68.0														
12.0	68.0														
14.0	68.0														
16.0	68.0	68.0				57.5					38.7				
18.0	65.7	65.7				57.5	57.5				38.7	38.7			
20.0	59.1	59.8	52.5			55.0	56.3				38.7	38.7	24.6		
22.0	53.0	54.3	49.4			49.7	50.9	51.7			38.7	38.7	24.6	24.6	
24.0	46.3	48.9	46.6			44.4	46.3	47.4			38.7	38.7	24.6	24.6	24.6
26.0	40.7	43.0	44.2	38.3		38.8	41.5	43.3	39.4		38.7	38.7	24.6	24.6	24.6
28.0	36.1	38.1	40.0	36.9	33.2	34.2	36.6	38.9	38.1		33.8	36.4	38.1	36.5	
30.0	32.1	33.9	35.6	35.6	32.4	30.2	32.4	34.5	36.9	33.1	29.9	32.2	34.4	35.9	
32.0	28.7	30.3	31.8	33.9	31.7	26.8	28.8	30.6	33.1	32.4	26.4	28.6	30.6	33.2	31.0
34.0	25.7	27.1	28.5	30.3	31.1	23.9	25.6	27.3	29.5	31.1	23.5	25.4	27.2	29.6	30.7
36.0	23.1	24.4	25.5	27.1	28.0	21.3	22.8	24.3	26.3	27.7	20.9	22.6	24.3	26.4	28.0
38.0	20.8	21.9	22.9	24.2		18.9	20.4	21.7	23.4	24.6	18.6	20.2	21.7	23.6	24.9
40.0	18.7	19.7	20.6	21.6		16.9	18.2	19.4	20.9	21.7	16.5	18.0	19.3	21.0	22.2
42.0	16.9	17.7	18.4	19.1		15.1	16.2	17.3	18.5		14.7	16.0	17.2	18.7	19.7
44.0	15.2	15.9	16.4			13.4	14.4	15.4	16.4		13.0	14.2	15.3	16.7	17.4
46.0	13.7	14.2	14.6			11.9	12.8	13.6	14.4		11.5	12.6	13.6	14.8	15.4
48.0	12.3	12.6				10.5	11.3	12.0			10.1	11.1	12.0	13.0	13.6
50.0						9.3	9.9	10.5			8.8	9.8	10.5	11.4	11.9
55.0						6.6	6.9				6.1	6.8	7.3		7.9
60.0											3.9	4.3	4.6		5.3
65.0															3.0
θ (°)	22~83 25~83 35~83 50~83 65~83 25~83 27~83 35~83 50~83 64~83 22~83 24~83 34~83 49~83 64~83 65~83														
Standard hook	200T														
The weights of the hooks	1360kg														
Standard number of part lines	6														

Note: a 100 t counterweight and 9.0 m outrigger extension width.

Total rated loads chart

Performance LB

2.5 m + 36 m luffing jib

Boom length Offset Working radius (m)	2.2. 8 m				3.1. 2 m				3.9. 6 m				4.8. 0 m				Unit: ton
	10°	20°	30°	45°	60°	10°	20°	30°	45°	60°	10°	20°	30°	45°	60°		
14.0	52.7																
16.0	52.7					38.7											
18.0	52.7					38.7					26.9					17.5	
20.0	52.7	52.0				38.7					26.9					17.5	
22.0	52.6	48.4				38.7	38.7				26.9	26.9				17.5	
24.0	48.1	45.1				38.7	38.7				26.9	26.9				17.5	
26.0	42.5	42.3	37.3			38.7	38.7	38.7			26.9	26.9				17.5	
28.0	37.8	39.8	35.4			36.4	38.7	38.3			26.9	26.9	26.9			17.5	
30.0	33.8	36.1	33.7			32.3	35.1	36.6			26.9	26.9	26.9			17.5	
32.0	30.3	32.4	32.1	28.1		28.8	31.4	33.8			26.9	26.9	26.9			17.5	
34.0	27.3	29.2	30.7	27.1		25.8	28.1	30.4	28.6		24.9	26.9	26.9	26.9		17.5	
36.0	24.7	26.4	28.1	26.2	23.8	23.2	25.3	27.3	27.8		22.3	24.6	26.8	26.9		16.6	
38.0	22.3	23.9	25.5	25.3	23.2	20.8	22.8	24.7	26.9	24.2	19.9	22.1	24.1	26.9		15.5	
40.0	20.2	21.7	23.1	24.6	22.7	18.7	20.5	22.2	24.6	23.7	17.9	19.8	21.7	24.3	24.0	14.6	
42.0	18.4	19.7	21.0	22.8	22.3	16.8	18.5	20.1	22.2	23.3	16.0	17.8	19.6	21.9	23.7	13.7	
44.0	16.7	17.9	19.0	20.6	21.7	15.2	16.7	18.1	20.1	21.5	14.3	16.0	17.6	19.8	21.5	12.8	
46.0	15.2	16.2	17.3	18.6		13.6	15.0	16.3	18.1	19.3	12.8	14.3	15.8	17.8	19.3	12.1	
48.0	13.8	14.7	15.6	16.8		12.2	13.5	14.7	16.2	17.3	11.4	12.8	14.2	16.0	17.3	11.1	
50.0	12.5	13.3	14.1	15.0		10.9	12.1	13.2	14.5		10.1	11.4	12.7	14.3	15.4	10.2	
55.0	9.8	10.3	10.7			8.2	9.0	9.8	10.7		7.3	8.4	9.4	10.7		7.4	
60.0						5.9	6.5	7.0			5.1	5.9	6.7	7.5		5.1	
65.0						3.7	4.2				3.2	3.8	4.3			3.2	
70.0																2.7	
θ (°)	28~83	32~83	35~83	50~83	65~83	21~83	24~83	35~83	49~83	64~83	30~83	32~83	34~83	49~83	64~83	39~83	
Standard hook	200t																
The weights of the hooks	2100kg																
Standard number of part lines	6																
	80t																
	1140kg																
	2																

Note: a 100 t counterweight and 9.0 m outrigger extension width.

## Total rated loads chart

## Performance LB

2.5 m + 45 m luffing jib

Unit: ton

Boom length Offset Working radius (m)	2 2. 8 m					3 1. 2 m					3 9. 6 m					4 8. 0 m					
	10°	20°	30°	45°	60°	10°	20°	30°	45°	60°	10°	20°	30°	45°	60°	10°	20°	30°	45°	60°	
18.0	35.6					26.8															
20.0	35.6					26.8					19.0										
22.0	35.6					26.8					19.0					12.3					
24.0	35.6	35.6				26.8					19.0					12.3					
26.0	35.6	34.5				26.8	26.8				19.0					12.3					
28.0	35.6	32.7				26.8	26.8				19.0	19.0				12.3	12.3				
30.0	33.9	31.1	28.4			26.8	26.8				19.0	19.0				12.3	12.3				
32.0	31.8	29.5	27.0			26.8	26.8	26.8			19.0	19.0				12.3	12.3				
34.0	28.7	28.0	25.7			26.8	26.8	26.5			19.0	19.0	19.0			12.3	12.3				
36.0	26.0	26.5	24.5			24.3	26.8	25.3			19.0	19.0	19.0			12.3	12.3	12.3			
38.0	23.7	25.2	23.4			21.9	24.3	24.3			19.0	19.0	19.0			12.3	12.3	12.3			
40.0	21.6	23.4	22.3	20.1		19.8	22.0	23.3	20.6		19.0	19.0	19.0			12.3	12.3	12.3			
42.0	19.7	21.3	21.4	19.4		17.9	19.9	21.9	19.9		17.4	19.0	19.0	19.0		12.3	12.2	12.3			
44.0	17.9	19.5	20.5	18.7		16.2	18.1	19.9	19.2		15.7	17.8	19.0	19.0		11.6	11.4	11.8	12.3		
46.0	16.4	17.8	19.2	18.1	16.9	14.6	16.4	18.1	18.6	17.1	14.1	16.1	18.0	18.6		10.9	10.7	11.1	11.8		
48.0	15.0	16.3	17.6	17.5	16.4	13.2	14.8	16.5	18.0	16.7	12.7	14.5	16.3	18.1	16.5	10.2	10.1	10.4	11.1		
50.0	13.7	14.9	16.1	16.9	16.1	11.9	13.4	14.9	17.0	16.3	11.4	13.1	14.8	17.1	16.1	9.6	9.4	9.8	10.4	10.9	
55.0	10.9	11.9	12.8	14.0		9.1	10.4	11.6	13.3	14.5	8.6	10.0	11.4	13.3	14.7	8.2	8.1	8.3	8.9	9.4	
60.0	8.6	9.3	10.0	10.7		6.8	7.8	8.8	10.1		6.2	7.5	8.6	10.1	11.3	5.9	6.9	7.1	7.6	8.0	
65.0	6.6	7.0				4.9	5.7	6.4	7.2		4.3	5.3	6.2	7.4		3.9	5.1	6.1	6.5	6.9	
70.0						3.2	3.8	4.2			2.6	3.4	4.1	4.9		2.2	3.2	4.1	5.1		
75.0													2.2								
θ (°)	24~83 29~83 35~83 50~83 65~83 24~83 25~83 35~83 49~83 64~83 36~83 38~83 37~83 49~83 64~83 46~83 47~83 49~83 52~83 64~83																				
Standard hook	80t																				
The weights of the hooks	1360kg																				
Standard number of part lines	4																				
	1140kg																				
	2																				

Note: a 100 t counterweight and 9.0 m outrigger extension width.

Total rated loads chart

Performance LB

2.5 m + 54 m luffing jib

Boom length Offset Working radius (m)	2 2 . 8 m				3 1 . 2 m				3 9 . 6 m				4 8 . 0 m				Unit: ton	
	10°	20°	30°	45°	60°	10°	20°	30°	45°	60°	10°	20°	30°	45°	60°			
20.0	18.1					17.0												
22.0	17.1					17.0					12.4							
24.0	16.1					16.8					12.4				8.2			
26.0	15.2					15.9					12.4				8.2			
28.0	14.4	13.2				15.1					12.4				8.2			
30.0	13.7	12.6				14.4	12.9				12.4	12.4			8.2			
32.0	13.0	12.1				13.7	12.4				12.4	12.4			8.2			
34.0	12.5	11.6				13.1	12.0				12.4	12.3			8.2			
36.0	12.0	11.2	10.6			12.6	11.6				12.4	11.9			8.2			
38.0	11.5	10.8	10.2	10.6		12.1	11.2	10.4			12.4	11.5	10.6		8.2			
40.0	11.1	10.5	9.9	9.9		11.7	10.8	10.1			12.3	11.2	10.3		8.2	8.2		
42.0	10.7	10.2	9.7	9.7		11.3	10.5	9.9			11.8	10.9	10.1		8.2	8.2		
44.0	10.4	9.9	9.4	9.4		10.9	10.2	9.6			11.5	10.5	9.8		8.2	8.2		
46.0	10.0	9.6	9.2	8.6		10.6	10.0	9.4			11.1	10.3	9.6		8.2	8.2		
48.0	9.7	9.3	9.0	8.5		10.3	9.7	9.2	8.6		10.8	10.0	9.4		8.2	8.2		
50.0	9.5	9.1	8.7	8.3		10.0	9.4	9.0	8.4		10.5	9.8	9.2	8.5	8.2	8.2		
55.0	8.8	8.6	8.3	7.9	7.7	9.3	8.9	8.5	8.1	7.7	9.8	9.2	8.7	8.2	8.2	8.2		
60.0	8.3	8.1	7.9	7.7	7.5	8.7	8.4	8.1	7.8	7.5	7.8	8.7	8.3	7.9	7.6	7.6		
65.0	7.9	7.8	7.6	7.4		6.8	7.9	7.8	7.5	7.4	5.8	7.1	8.0	7.7	7.4	7.4		
70.0	6.7	7.3	7.4			5.1	6.0	6.9	7.4		4.1	5.3	6.3	6.3	3.7	4.9		
75.0	4.8	5.5				3.6	4.3	5.0			2.7	3.6	4.5	5.6	2.2	3.3		
80.0						2.3	2.8	3.2				2.2	2.9		2.8	3.8		
θ (°)	21~83	25~83	36~83	50~83	65~83	27~83	32~83	35~83	50~83	65~83	38~83	42~83	46~83	51~83	64~83	48~83	52~83	65~83
Standard hook	25t																	
The weights of the hooks	1140kg																	
Standard number of part lines	2																	

Note: a 100 t counterweight and 9.0 m outrigger extension width.



Total rated loads chart

Performance LB

2.5 m + 63 m luffing jib

Boom length Offset Working radius (m)	2.2. 8 m			3.1. 2 m			3.9. 6 m			4.8. 0 m			Unit: ton								
	10°	20°	30°	45°	60°	10°	20°	30°	45°	60°	10°	20°		30°	45°	60°					
22.0	15.8					12.5					9.0										
24.0	15.8					12.5					9.0										
26.0	15.8					12.5					9.0				5.6						
28.0	15.8					12.5					9.0				5.6						
30.0	15.8					12.5					9.0				5.6						
32.0	15.8	15.0				12.5					9.0				5.6						
34.0	15.3	14.5				12.5	12.5				9.0	9.0			5.6						
36.0	14.8	14.1				12.5	12.5				9.0	9.0			5.6						
38.0	14.4	13.7				12.5	12.5				9.0	9.0			5.6						
40.0	13.9	13.3				12.5	12.5				9.0	9.0			5.6						
42.0	13.5	12.9	12.4			12.5	12.5				9.0	9.0			5.6						
44.0	13.1	12.6	12.1			12.5	12.2				9.0	9.0			5.6						
46.0	12.7	12.3	11.8			12.5	12.0				9.0	9.0			5.6						
48.0	12.4	12.0	11.6			12.5	12.2	11.7			9.0	9.0			5.6						
50.0	12.1	11.7	11.2			12.5	12.0	11.5			9.0	9.0			5.6						
55.0	11.4	10.8	9.9	8.7		11.6	11.4	10.5	9.0		9.0	9.0			5.6						
60.0	10.3	9.6	8.8	7.8		9.2	10.4	9.4	8.1		8.2	9.0	9.0	8.4	5.6						
65.0	8.9	8.5	7.8	6.8	6.0	7.2	8.6	8.5	7.3	6.2	6.2	7.8	9.0	7.6	6.4						
70.0	7.2	7.4	6.8	6.0	5.4	5.5	6.7	7.5	6.4	5.6	4.6	5.9	7.3	6.8	5.8						
75.0	5.7	6.3	5.9	5.1		4.1	5.1	6.0	5.7	4.9	3.1	4.3	5.5	6.1	5.1						
80.0	4.4	4.9	4.3			2.8	3.6	4.4	4.3			2.8	3.8	5.1							
85.0						2.3	2.9					2.4	3.4								
θ (°)	19~83	26~83	35~83	50~83	65~83	34~83	33~83	35~83	50~83	65~83	46~83	47~83	48~83	52~83	65~83	54~83	55~83	56~83	58~83	64~83	
Standard hook	25t																				
The weights of the hooks	1140kg																				
Standard number of part lines	2																				

Note: a 100 t counterweight and 9.0 m outrigger extension width.

Total rated loads chart

Performance LB

2.5 m + 72 m luffing jib

Boom length Offset Working radius (m)	2.2 - 8 m					3.1 - 2 m					3.9 - 6 m					4.8 - 0 m					Unit: ton	
	10°	20°	30°	45°	60°	10°	20°	30°	45°	60°	10°	20°	30°	45°	60°	10°	20°	30°	45°	60°		
24.0	9.8																					
26.0	9.8					7.8																
28.0	9.5					7.8					6.5											
30.0	9.1					7.8					6.5					4.0						
32.0	8.7					7.8					6.5					4.0						
34.0	8.4					7.8					6.5					4.0						
36.0	8.0	7.5				7.8					6.5					4.0						
38.0	7.7	7.3				7.4					6.5					4.0						
40.0	7.5	7.1				7.2					6.5					4.0						
42.0	7.2	6.8				7.0					6.5					4.0						
44.0	7.0	6.6				6.8					6.5					4.0						
46.0	6.8	6.5				6.6					6.5					4.0						
48.0	6.6	6.3	5.8			6.4					6.5					4.0						
50.0	6.4	6.1	5.6			6.3					6.5					4.0						
55.0	6.0	5.6	5.2			5.9					6.4					4.0						
60.0	5.5	5.1	4.8	4.4		5.4					6.4					4.0						
65.0	5.0	4.7	4.5	4.1		5.0					5.7					4.0						
70.0	4.6	4.4	4.2	3.9	3.7	4.7					5.1					4.0						
75.0	4.3	4.1	4.0	3.8	3.6	4.4					4.6					4.0						
80.0	4.0	3.9	3.8	3.6	3.5	4.1					4.1					3.6						
85.0	3.8	3.7	3.6	3.5		3.1					3.8					2.3						
90.0						2.7					3.5					3.4						
θ (°)	35~83	41~83	47~83	54~83	65~83	65~83	38~83	44~83	48~83	54~83	65~83	51~83	52~83	55~83	55~83	58~83	59~83	61~83	61~83	64~83	64~83	
Standard hook																						
The weights of the hooks	1140kg																					
Standard number of part lines	2																					

Note: a 100 t counterweight and 9.0 m outrigger extension width.

## Total rated loads chart

2.5 m + 18 m luffing jib

## Performance LC

Boom length Offset Working radius (m)	14.4 m				17.5 m				20.5 m				Unit: ton			
	10°	20°	30°	45°	60°	10°	20°	30°	45°	60°	10°	20°		30°	45°	60°
8.0	110.0															
9.0	110.0					90.0					90.0					
10.0	110.0	101.0				90.0	90.0				90.0	90.0				
11.0	110.0	96.1				90.0	90.0				90.0	90.0				
12.0	103.0	90.9				85.5	81.7	70.8			84.3	84.3	72.1			
14.0	87.0	82.0	72.2			73.2	74.8	65.8			71.9	74.3	67.3			
16.0	74.7	74.7	66.7	57.9		61.7	64.0	61.5	53.4		60.1	62.7	63.1	54.1		
18.0	63.3	65.2	62.1	54.7	42.1	52.3	54.3	56.1	51.0	43.4	50.8	53.0	55.1	51.8	45.9	
20.0	54.0	55.6	57.2	52.1	40.8	45.0	46.6	48.2	48.9	42.2	43.5	45.3	47.1	49.4	44.7	
22.0	46.7	48.0	49.3	49.8	39.9	39.1	40.5	41.7	43.4	41.3	37.5	39.1	40.6	42.5	43.7	
24.0	40.8	41.9	42.9	44.2		34.2	35.4	36.4	37.6		32.7	34.0	35.3	36.8	37.7	
26.0	35.9	36.8	37.6	38.5		30.1	31.1	31.9	32.8		28.6	29.7	30.8	32.0		
28.0	31.9	32.5	33.1			26.6	27.4	28.0			25.1	26.1	26.9	27.8		
30.0	28.4	28.8	29.2			23.6	24.2	24.6			22.1	22.9	23.5			
32.0	25.4					21.0	21.3				19.5	20.1	20.5			
34.0											17.2	17.6				
36.0																
38.0											15.1					
$\theta$ (°)	17~83	25~83	35~83	50~83	65~83	24~83	27~83	35~83	50~83	65~83	16~83	25~83	35~83	50~83	65~83	
Standard hook	200t															
The weights of the hooks	2100kg															
Standard number of part lines	10															
	8															

Note: a 100 t counterweight and 8.0 m outrigger extension width.  
 A 80 t counterweight and 9.0 m outrigger extension width.

Total rated loads chart

Performance LC

2.5 m + 18 m luffing jib

Boom length Offset Working radius (m)	2.2 ~ 8 m				3.1 ~ 2 m				Unit: ton	
	10°	20°	30°	45° 60°	10°	20°	30°	45° 60°		
10.0	90.0									
11.0	90.0				66.0					
12.0	90.0	90.0			66.0	63.6				
14.0	83.5	84.5	73.0		66.0	61.7	56.9			
16.0	71.1	73.7	68.3		57.6	59.9	55.5			
18.0	59.0	61.9	64.3	54.6	47.0	48.3	51.0	53.6	48.0	
20.0	49.7	52.1	54.4	52.4	45.9	40.9	43.3	45.5	47.2	
22.0	42.4	44.5	46.4	48.9	43.5	37.1	39.0	41.5	40.9	
24.0	36.5	38.3	39.9	42.0	37.3	32.0	33.7	35.8	37.2	
26.0	31.6	33.1	34.5	36.3	31.4	26.1	27.7	29.2	31.0	
28.0	27.5	28.8	30.0	31.4	26.2	22.6	24.0	25.3	26.8	
30.0	24.1	25.2	26.2	27.2	23.6	19.6	20.9	22.0	23.2	
32.0	21.1	22.0	22.8	23.6	19.8	17.0	18.1	19.1	20.1	
34.0	18.5	19.2	19.8	20.2	17.2	14.7	15.7	16.5	17.3	
36.0	16.2	16.8	17.2	17.6	16.5	12.7	13.5	14.2	14.8	
38.0	14.2	14.5	14.8	15.1	15.8	10.9	11.6	12.1	12.6	
40.0	12.3				14.2	9.3	9.8	10.2	10.6	
44.0					8.2	7.8	8.2	8.5	8.9	
46.0					6.8	6.5	6.8	7.1	7.4	
48.0					5.3	5.3				
$\theta$ (°)	18~83	25~83	35~83	50~83	65~83	18~83	25~83	34~83	49~83	64~83
Standard hook	200t									
The weights of the hooks	2100kg									
Standard number of part lines	8				6					

Note: a 100 t counterweight and 8.0 m outrigger extension width.  
A 80 t counterweight and 9.0 m outrigger extension width.

Total rated loads chart

Performance LC

2.5 m + 27 m luffing jib

Unit: ton

Boom length Offset Working radius (m)	2.2 - 8 m					3.1 - 2 m					3.9 - 6 m					4.8 - 0 m				
	10°	20°	30°	45°	60°	10°	20°	30°	45°	60°	10°	20°	30°	45°	60°	10°	20°	30°	45°	60°
11.0	68.0																			
12.0	68.0																			
14.0	68.0					57.5														
16.0	68.0	68.0				57.5					38.7					24.6				
18.0	62.7	65.7				57.5	57.5				38.7	38.7				24.6				
20.0	53.1	56.3	52.5			51.3	55.1				38.7	38.7				24.6	24.6			
22.0	45.7	48.6	49.4			43.8	47.2	49.8			38.7	38.7	38.7			24.6	24.6			
24.0	39.6	42.2	44.6			37.8	40.8	43.6			37.4	38.7	38.7			24.6	24.6	24.6		
26.0	34.7	36.9	39.1	38.3		32.8	35.5	38.0	39.4		32.4	35.3	38.0			24.6	24.6	24.6		
28.0	30.5	32.5	34.5	36.9	33.2	28.6	31.0	33.3	36.3		28.2	30.8	33.3	36.2		24.1	23.3	23.4		
30.0	26.9	28.7	30.5	32.9	32.4	25.1	27.2	29.3	32.1	33.1	24.7	27.0	29.2	32.2		22.4	21.7	21.8	22.2	
32.0	23.9	25.5	27.0	29.1	30.7	22.0	24.0	25.8	28.3	30.3	21.6	23.8	25.8	28.4	30.5	20.9	20.2	20.3	20.7	
34.0	21.2	22.6	24.0	25.8	27.1	19.4	21.1	22.8	25.0	26.7	19.0	20.9	22.7	25.1	26.9	19.3	18.9	19.0	19.4	19.6
36.0	18.9	20.1	21.3	22.9	23.8	17.0	18.6	20.1	22.1	23.5	16.7	18.4	20.1	22.2	23.8	17.0	17.7	17.8	18.2	18.4
38.0	16.8	17.9	19.0	20.2		15.0	16.4	17.8	19.5	20.6	14.6	16.2	17.7	19.6	21.0	14.9	16.6	16.7	17.1	17.3
40.0	15.0	15.9	16.8	17.8		13.1	14.4	15.6	17.1	18.0	12.7	14.2	15.6	17.3	18.4	13.0	14.6	15.7	16.0	16.3
42.0	13.3	14.1	14.8	15.6		11.5	12.7	13.7	15.0		11.1	12.4	13.7	15.2	16.1	11.4	12.8	14.1	15.1	15.3
44.0	11.8	12.5	13.0			10.0	11.1	12.0	13.0		9.6	10.8	11.9	13.3	14.0	9.9	11.2	12.4	13.9	14.5
46.0	10.5	11.0	11.3			8.7	9.6	10.4	11.2		8.3	9.4	10.4	11.5		8.5	9.8	10.9	12.2	12.9
48.0	9.2	9.5				7.4	8.2	8.9			7.0	8.0	8.9	9.9		7.3	8.4	9.4	10.6	
50.0						6.3	7.0	7.5			5.9	6.8	7.6	8.4		6.2	7.2	8.1	9.2	
55.0						3.9	4.2				3.5	4.1	4.7			3.7	4.6	5.3	6.0	
60.0																				
θ (°)	22~83	25~83	35~83	50~83	65~83	25~83	27~83	35~83	50~83	64~83	33~83	34~83	36~83	49~83	64~83	44~83	45~83	46~83	49~83	65~83
Standard hook	200t																			
The weights of the hooks	2100kg																			
Standard number of part lines	6																			
	1360kg																			
	4																			

Note: a 100 t counterweight and 8.0 m outrigger extension width.  
A 80 t counterweight and 9.0 m outrigger extension width.

Total rated loads chart

Performance LC

2.5 m + 36 m luffing jib

Unit: ton

Boom length Offset Working radius (m)	2 2. - 8 m				3 1. - 2 m				3 9. - 6 m				4 8. - 0 m			
	10°	20°	30°	45°	60°	10°	20°	30°	45°	60°	10°	20°	30°	45°	60°	
14.0																
16.0	52.7					38.7										
18.0	52.7					38.7					26.9					
20.0	52.7	52.0				38.7					26.9					
22.0	47.6	48.4				38.7	38.7				26.9	26.9				
24.0	41.5	44.4				38.7	38.7				26.9	26.9		17.5	17.5	
26.0	36.4	39.3	37.3			35.0	38.4	38.7			26.9	26.9		17.5	17.5	
28.0	32.2	34.8	35.4			30.8	33.8	36.3			26.9	26.9	26.9	17.5	17.5	
30.0	28.6	30.9	33.1			27.2	29.9	32.6			26.3	26.9	26.9	17.5	17.5	
32.0	25.5	27.6	29.7	28.1		24.0	26.6	29.0			23.2	25.9	26.9	17.5	17.5	
34.0	22.8	24.7	26.6	27.1		21.3	23.6	25.9	28.6		20.5	23.0	25.4	17.4	17.5	
36.0	20.4	22.2	23.9	26.2	23.8	19.0	21.1	23.1	25.9		18.1	20.4	22.6	16.2	16.5	
38.0	18.4	20.0	21.5	23.7	23.2	16.9	18.8	20.7	23.3	24.2	16.0	18.1	20.2	15.5	15.5	
40.0	16.5	17.9	19.4	21.4	22.7	15.0	16.8	18.5	20.9	22.8	14.1	16.1	18.0	14.2	14.5	
42.0	14.8	16.1	17.4	19.2	20.6	13.3	14.9	16.5	18.7	20.4	12.4	14.3	16.0	13.4	13.6	
44.0	13.3	14.5	15.7	17.2	18.4	11.8	13.3	14.7	16.7	18.2	10.9	12.6	14.2	12.5	12.8	
46.0	12.0	13.0	14.0	15.4		10.4	11.8	13.1	14.8	16.1	9.5	11.1	12.6	11.3	12.0	
48.0	10.7	11.7	12.5	13.7		9.1	10.4	11.6	13.2	14.2	8.3	9.7	11.1	12.9	14.2	
50.0	9.6	10.4	11.2	12.1		8.0	9.1	10.2	11.6		7.1	8.5	9.8	11.4	12.5	
55.0	7.1	7.6	8.0			5.5	6.4	7.2	8.1		4.7	5.8	6.8	8.0		
60.0						3.4	4.0	4.5			2.6	3.5	4.3	5.1		
65.0																
θ (°)	28~83	32~83	35~83	50~83	65~83	23~83	26~83	35~83	49~83	64~83	41~83	41~83	44~83	50~83	51~83	64~83
Standard hook	200t															
The weights of the hooks	2100kg															
Standard number of part lines	6															
	80t															
	1360kg															
	1140kg															
	2															

Note: a 100 t counterweight and 8.0 m outrigger extension width.  
A 80 t counterweight and 9.0 m outrigger extension width.

## Total rated loads chart

## Performance LC

2.5 m + 45 m luffing jib

Boom length Offset Working radius (m)	2 2 . 8 m					3 1 . 2 m					3 9 . 6 m					4 8 . 0 m					
	10°	20°	30°	45°	60°	10°	20°	30°	45°	60°	10°	20°	30°	45°	60°	10°	20°	30°	45°	60°	
18.0	35.6					26.8					19.0										
20.0	35.6					26.8					19.0					12.3					
22.0	35.6					26.8					19.0					12.3					
24.0	35.6	35.6				26.8					19.0					12.3					
26.0	35.6	34.5				26.8	26.8				19.0					12.3					
28.0	33.8	32.7				26.8	26.8				19.0	19.0				12.3	12.3				
30.0	30.1	31.1	28.4			26.8	26.8				19.0	19.0				12.3	12.3				
32.0	27.0	29.5	27.0			25.2	26.8	26.8			19.0	19.0				12.3	12.3				
34.0	24.2	26.5	25.7			22.5	25.2	26.5			19.0	19.0	19.0			12.3	12.3				
36.0	21.8	23.9	24.5			20.1	22.6	25.1			19.0	19.0	19.0			12.3	12.3				
38.0	19.7	21.7	23.4			17.9	20.3	22.6			17.5	19.0	19.0			12.3	12.3	12.3			
40.0	17.8	19.6	21.4	20.1		16.0	18.2	20.4	20.6		15.6	18.0	19.0			12.3	12.3	12.3			
42.0	16.1	17.8	19.4	19.4		14.3	16.4	18.4	19.9		13.8	16.1	18.3	19.0		12.3	12.2	12.3			
44.0	14.6	16.1	17.7	18.7		12.8	14.7	16.6	19.2		12.3	14.4	16.4	19.0		11.6	11.4	11.8	12.3		
46.0	13.2	14.6	16.0	18.1	16.9	11.4	13.2	14.9	17.4	17.1	10.9	12.9	14.8	17.4		10.5	10.7	11.1	11.8		
48.0	11.9	13.2	14.5	16.4	16.4	10.1	11.8	13.4	15.7	16.7	9.6	11.4	13.2	15.7	16.5	9.2	10.1	10.4	11.1		
50.0	10.8	12.0	13.1	14.8	16.1	9.0	10.5	12.0	14.1	15.8	8.4	10.2	11.8	14.1	16.0	8.0	9.4	9.8	10.4	10.9	
55.0	8.2	9.2	10.1	11.4		6.5	7.7	8.9	10.6	11.9	5.9	7.4	8.8	10.6	12.1	5.5	7.1	8.3	8.9	9.4	
60.0	6.2	6.9	7.5	8.3		4.4	5.4	6.4	7.6		3.8	5.0	6.2	7.7	8.7	3.4	4.8	6.0	7.6	8.0	
65.0	4.4	4.8				2.6	3.4	4.2	5.0			3.1	4.0	5.1				3.9	5.2	6.1	
70.0																					
θ (°)	24~83 29~83 35~83 50~83 65~83 34~83 35~83 39~83 49~83 64~83 47~83 48~83 49~83 64~83 55~83 56~83 57~83 64~83																				
Standard hook	80t																				
The weights of the hooks	1360kg																				
Standard number of part lines	4																				
	1140kg																				
	2																				

Unit: ton

25t

Note: a 100 t counterweight and 8.0 m outrigger extension width.  
A 80 t counterweight and 9.0 m outrigger extension width.

Total rated loads chart

2.5 m + 54 m luffing jib

Performance LC

Unit: ton

Boom length Offset Working radius (m)	2.2 ~ 8 m				3.1 ~ 2 m				3.9 ~ 6 m				4.8 ~ 0 m			
	10°	20°	30°	45°	60°	10°	20°	30°	45°	60°	10°	20°	30°	45°	60°	
20.0	18.1					17.0										
22.0	17.1					17.0					12.4					
24.0	16.1					16.8					12.4				8.2	
26.0	15.2					15.9					12.4				8.2	
28.0	14.4	13.2				15.1					12.4				8.2	
30.0	13.7	12.6				14.4	12.9				12.4	12.4			8.2	
32.0	13.0	12.1				13.7	12.4				12.4	12.4			8.2	
34.0	12.5	11.6				13.1	12.0				12.4	12.3			8.2	
36.0	12.0	11.2	10.6			12.6	11.6				12.4	11.9			8.2	
38.0	11.5	10.8	10.2			12.1	11.2	10.4			12.4	11.5	10.6		8.2	
40.0	11.1	10.5	9.9			11.7	10.8	10.1			12.3	11.2	10.3		8.2	
42.0	10.7	10.2	9.7			11.3	10.5	9.9			11.8	10.9	10.1		8.2	
44.0	10.4	9.9	9.4			10.9	10.2	9.6			11.5	10.5	9.8		8.2	
46.0	10.0	9.6	9.2	8.6		10.6	10.0	9.4			11.1	10.3	9.6		8.2	
48.0	9.7	9.3	9.0	8.5		10.3	9.7	9.2	8.6		10.8	10.0	9.4		8.2	
50.0	9.5	9.1	8.7	8.3		10.0	9.4	9.0	8.4		10.0	9.8	9.2		8.2	
55.0	8.8	8.6	8.3	7.9	7.7	8.4	8.9	8.5	8.1	7.7	7.5	9.2	8.7	8.2	8.2	
60.0	8.0	8.1	7.9	7.7	7.5	6.3	7.6	8.1	7.8	7.5	5.4	6.9	8.3	7.9	7.6	
65.0	6.2	7.0	7.6	7.4		4.5	5.6	6.7	7.5	7.4	3.6	4.9	6.2	7.7	7.4	
70.0	4.7	5.3	5.8			3.0	3.9	4.8	5.9			3.2	4.3	5.7	6.6	
75.0	3.3	3.6					2.4	3.0				2.6	3.7		3.7	
θ (°)	21~83	25~83	36~83	50~83	65~83	36~83	36~83	37~83	50~83	65~83	49~83	50~83	51~83	58~83	58~83	65~83
Standard hook	25t															
The weights of the hooks	1140kg															
Standard number of part lines	2															

Note: a 100 t counterweight and 8.0 m outrigger extension width.  
A 80 t counterweight and 9.0 m outrigger extension width.



## Total rated loads chart

## Performance LC

2.5 m + 63 m luffing jib

Boom length Offset Working radius (m)	2.2 ~ 8 m				3.1 ~ 2 m				3.9 ~ 6 m				4.8 ~ 0 m							
	10°	20°	30°	45°	60°	10°	20°	30°	45°	60°	10°	20°	30°	45°	60°					
22.0																				
24.0	15.8					12.5					9.0									
26.0	15.8					12.5					9.0									
28.0	15.8					12.5					9.0									
30.0	15.8					12.5					9.0									
32.0	15.8	15.0				12.5					9.0									
34.0	15.3	14.5				12.5	12.5				9.0									
36.0	14.8	14.1				12.5	12.5				9.0									
38.0	14.4	13.7				12.5	12.5				9.0									
40.0	13.9	13.3				12.5	12.5				9.0									
42.0	13.5	12.9	12.4			12.5	12.5	12.5			9.0									
44.0	13.1	12.6	12.1			12.5	12.5	12.2			9.0									
46.0	12.7	12.3	11.8			12.5	12.5	12.0			9.0									
48.0	12.4	12.0	11.6			12.5	12.2	11.7			9.0									
50.0	12.1	11.7	11.2			11.5	12.0	11.5			9.0									
55.0	10.5	10.8	9.9	8.7		8.9	10.7	10.5	9.0		7.9	9.0	9.0							
60.0	8.4	9.6	8.8	7.8		6.8	8.3	9.4	8.1		5.8	7.6	9.0	8.4						
65.0	6.6	7.7	7.8	6.8	6.0	5.0	6.3	7.7	7.3	6.2	4.0	5.6	7.1	7.6	6.4					
70.0	5.1	6.0	6.8	6.0	5.4	3.5	4.6	5.8	6.4	5.6	3.9	5.2	6.8	6.8	5.8					
75.0	3.8	4.5	5.2	5.1		3.1	4.1	5.5	4.9			3.5	5.1	5.1	5.1					
80.0	2.6	3.1	3.6			2.6	3.6													
θ (°)	19~83	26~83	35~83	50~83	65~83	45~83	45~83	50~83	50~83	65~83	55~83	56~83	57~83	58~83	62~83	61~83	62~83	63~83	64~83	64~83
Standard hook	25t																			
The weights of the hooks	1140kg																			
Standard number of part lines	2																			

Note: a 100 t counterweight and 8.0 m outrigger extension width.  
A 80 t counterweight and 9.0 m outrigger extension width.

Total rated loads chart

Performance LC

2.5 m + 72 m luffing jib

Boom length Offset Working radius (m)	2.2 - 8 m				3.1 - 2 m				3.9 - 6 m				4.8 - 0 m				Unit : ton
	10°	20°	30°	45°	60°	10°	20°	30°	45°	60°	10°	20°	30°	45°	60°		
24.0	9.8																
26.0	9.8					7.8											
28.0	9.5					7.8					6.5						
30.0	9.1					7.8					6.5				4.0		
32.0	8.7					7.8					6.5				4.0		
34.0	8.4					7.8					6.5				4.0		
36.0	8.0	7.5				7.8					6.5				4.0		
38.0	7.7	7.3				7.8	7.4				6.5				4.0		
40.0	7.5	7.1				7.7	7.2				6.5	6.5			4.0		
42.0	7.2	6.8				7.5	7.0				6.5	6.5			4.0		
44.0	7.0	6.6				7.2	6.8				6.5	6.5			4.0		
46.0	6.8	6.5				7.0	6.6				6.5	6.5			4.0		
48.0	6.6	6.3	5.8			6.8	6.4	6.0			6.5	6.5			4.0		
50.0	6.4	6.1	5.6			6.6	6.3	5.8			6.5	6.4	5.9		4.0		
55.0	6.0	5.6	5.2			6.2	5.9	5.4			6.4	6.0	5.5		4.0		
60.0	5.5	5.1	4.8	4.4		5.8	5.4	5.0			6.1	5.7	5.2		4.0		
65.0	5.0	4.7	4.5	4.1		5.4	5.0	4.7	4.2		4.6	5.3	4.8	4.3	4.0	4.0	
70.0	4.6	4.4	4.2	3.9	3.7	4.0	4.7	4.4	4.0		4.6	4.6	4.1	4.0	4.0	4.0	
75.0	4.3	4.1	4.0	3.8	3.6	2.7	3.9	4.1	3.9	3.6	3.1	4.3	3.9	3.9	3.9	4.0	
80.0	3.1	3.9	3.8	3.6	3.5	2.6	3.7	3.7	3.7	3.5		3.0	3.8	3.6	3.9	3.6	
85.0		2.7	3.4	3.5			2.3	3.6	3.5				3.2	3.5		3.5	
θ (°)	36~83	41~83	47~83	54~83	65~83	49~83	51~83	52~83	55~83	65~83	58~83	60~83	62~83	63~83	64~83	68~83	
Standard hook	25t																
The weights of the hooks	1140kg																
Standard number of part lines	2																

Note: a 100 t counterweight and 8.0 m outrigger extension width.  
A 80 t counterweight and 9.0 m outrigger extension width.

## Total rated loads chart

2.5 m + 18 m luffing jib

## Performance LD

Unit: ton

Boom length Offset Working radius (m)	1 4 . 4 m			1 7 . 5 m			2 0 . 5 m			60°				
	10°	20°	30°	45°	60°	10°	20°	30°	45°		60°			
8.0	110.0													
9.0	110.0					90.0				90.0				
10.0	110.0	101.0				90.0				90.0				
11.0	104.0	96.1				90.0	90.0			90.0				
12.0	95.1	90.9				90.0	90.0			90.0				
14.0	76.4	78.7	72.2			74.8	77.6	70.8		73.2	76.5			
16.0	62.1	64.3	66.2	57.9		60.5	63.1	65.4		58.9	62.0			
18.0	51.7	53.6	55.4	54.7		50.1	52.4	54.4	53.4	48.5	51.1			
20.0	43.8	45.4	46.9	48.9	42.1	42.1	44.1	45.9	48.2	40.6	42.8			
22.0	37.6	38.9	40.2	41.8	40.8	35.9	37.5	39.0	41.1	34.3	36.2			
24.0	32.5	33.6	34.7	35.9	36.7	30.8	32.2	33.5	35.1	29.3	30.9			
26.0	28.4	29.3	30.1	31.0		26.7	27.8	28.9	30.1	25.2	26.5			
28.0	24.9	25.6	26.2			23.2	24.1	25.0	25.9	21.7	22.8			
30.0	22.0	22.5	22.8			20.2	21.0	21.6		18.7	19.7			
32.0	19.4					17.7	18.2	18.6		16.2	16.9			
34.0						15.4	15.7			13.9	14.5			
36.0										12.0	12.4			
38.0										10.2				
θ (°)	18~83	25~83	35~83	50~83	65~83	24~83	27~83	35~83	50~83	65~83	25~83			
Standard hook	200t										16~83	35~83	50~83	65~83
The weights of the hooks	2100kg										16~83	25~83	35~83	50~83
Standard number of part lines	10										16~83	25~83	35~83	50~83
	8										16~83	25~83	35~83	50~83

Note: a 80 t counterweight and 8.0 m outrigger extension width.  
A 57 t counterweight and 9.0 m outrigger extension width.

Total rated loads chart

Performance LD

2.5 m + 18 m luffing jib

Unit: ton

Boom length Offset Working radius (m)	2 2 . 8 m			3 1 . 2 m		
	10°	20°	30°	45°	60°	60°
10.0	90.0					
11.0	90.0					
12.0	90.0	90.0			66.0	
14.0	72.1	75.7	73.0		66.0	63.6
16.0	57.8	61.1	63.5		56.4	60.1
18.0	47.4	50.3	52.8	54.6	46.0	49.2
20.0	39.5	41.9	44.2	46.9	38.0	40.8
22.0	33.3	35.3	37.3	39.8	31.8	34.2
24.0	28.3	30.0	31.7	33.8	26.8	28.9
26.0	24.1	25.6	27.0	28.7	22.6	24.5
28.0	20.6	21.9	23.1	24.5	19.2	20.8
30.0	17.7	18.8	19.8	20.8	16.2	17.6
32.0	15.1	16.1	16.8	17.6	13.7	14.9
34.0	12.9	13.7	14.3		11.5	12.6
36.0	11.0	11.5	12.0		9.5	10.5
38.0	9.2	9.6			7.8	8.6
40.0	7.7				6.3	6.9
42.0					4.9	5.4
44.0					3.5	4.0
θ (°)	18~83	25~83	35~83	50~83	28~83	30~83
Standard hook	200t					
The weights of the hooks	2100kg					
Standard number of part lines	8			6		

Note: a 80 t counterweight and 8.0 m outrigger extension width.  
A 57 t counterweight and 9.0 m outrigger extension width.

Total rated loads chart

Performance LD

2.5 m + 27 m luffing jib

Unit: ton

Boom length Offset Working radius (m)	2.2 - 8 m			3.1 - 2 m			3.9 - 6 m			4.8 - 0 m					
	10°	20°	30°	45°	60°	10°	20°	30°	45°	60°	10°	20°	30°	45°	60°
11.0															
12.0	68.0														
14.0	68.0					57.5									
16.0	61.7	64.7				57.5					24.6				
18.0	51.0	54.4				49.2	52.8				24.6				
20.0	42.9	46.1	48.4			41.0	44.9				24.6	24.6			
22.0	36.5	39.5	41.7			34.7	38.0	40.7			24.6	24.6			
24.0	31.4	34.0	36.3			29.5	32.5	35.3			24.6	24.6	24.6		
26.0	27.1	29.4	31.6	34.1		25.3	27.9	30.5	33.4		24.6	24.6	24.6		
28.0	23.6	25.6	27.6	30.1	31.9	21.7	24.1	26.4	29.4		21.7	23.3	23.4		
30.0	20.5	22.3	24.1	26.5	28.2	18.7	20.8	22.9	25.7	27.6	18.3	20.6	22.8	25.8	22.2
32.0	17.9	19.5	21.1	23.2	24.8	16.1	18.0	19.9	22.4	24.3	15.7	17.8	19.8	22.5	20.7
34.0	15.7	17.1	18.4	20.2	21.5	13.8	15.6	17.2	19.4	21.1	13.4	15.4	17.2	19.6	19.4
36.0	13.7	14.9	16.1	17.6	18.6	11.8	13.4	14.9	16.9	18.3	11.4	13.2	14.8	17.0	18.4
38.0	11.9	13.0	14.0	15.3		10.1	11.5	12.8	14.6	15.7	9.7	11.3	12.8	14.7	16.0
40.0	10.3	11.3	12.2	13.1		8.5	9.8	11.0	12.5	13.3	8.1	9.6	10.9	12.6	13.8
42.0	8.9	9.7	10.4	11.1		7.1	8.3	9.3	10.6		6.7	8.0	9.3	10.8	11.7
44.0	7.6	8.3	8.8			5.8	6.9	7.8	8.8		5.4	6.6	7.8	9.1	9.8
46.0	6.5	7.0	7.3			4.7	5.6	6.4	7.2		4.3	5.4	6.4	7.5	
48.0	5.4	5.7				3.6	4.4	5.1			3.1	4.2	5.1	6.1	
50.0						3.3	3.9				3.1	3.9	4.8		
θ (°)	22~83 25~83 35~83 50~83 65~83 37~83 37~83 37~83 50~83 64~83 64~83 49~83 50~83 49~83 64~83 64~83 56~83 56~83 57~83 57~83 65~83														
Standard hook	200t														
The weights of the hooks	2100kg														
Standard number of part lines	6														
	801														
	1360kg														
	4														

Note: a 80 t counterweight and 8.0 m outrigger extension width.  
A 57 t counterweight and 9.0 m outrigger extension width.

Total rated loads chart

Performance LD

2.5 m + 36 m luffing jib

Boom length Offset Working radius (m)	2 2. 8 m					3 1. 2 m					3 9. 6 m					4 8. 0 m					Unit: ton	
	10°	20°	30°	45°	60°	10°	20°	30°	45°	60°	10°	20°	30°	45°	60°	10°	20°	30°	45°	60°		
14.0	52.7																					
16.0	52.7					38.7																
18.0	52.7					38.7					26.9											17.5
20.0	45.0	47.7				38.7					26.9											17.5
22.0	38.5	41.5				37.1	38.7				26.9	26.9										17.5
24.0	33.2	36.2				31.9	35.5				26.9	26.9										17.5
26.0	28.9	31.7	33.8			27.5	30.9	33.5			26.6	26.9										17.5
28.0	25.3	27.9	30.1			23.9	26.9	29.4			23.0	26.2	26.9									17.5
30.0	22.2	24.5	26.7			20.8	23.5	26.2			19.9	22.9	25.7									17.5
32.0	19.6	21.7	23.8	26.2		18.1	20.6	23.1			17.2	19.9	22.6									17.5
34.0	17.3	19.2	21.1	23.4		15.8	18.1	20.3	23.1		14.9	17.4	19.8	22.8								17.5
36.0	15.2	17.0	18.7	21.1	22.8	13.7	15.9	17.9	20.7		12.9	15.2	17.4	20.5								17.1
38.0	13.4	15.0	16.6	18.8	20.4	11.9	13.9	15.8	18.4	20.2	11.1	13.2	15.3	18.1								16.1
40.0	11.8	13.3	14.7	16.7	18.4	10.3	12.1	13.8	16.2	18.2	9.5	11.4	13.3	15.9	18.0							15.1
42.0	10.4	11.7	13.0	14.8	16.2	8.9	10.5	12.1	14.3	16.0	8.0	9.8	11.6	14.0	15.9							14.6
44.0	9.1	10.3	11.5	13.0	14.2	7.6	9.1	10.5	12.5	14.0	6.7	8.4	10.0	12.2	13.9	6.8						13.7
46.0	8.0	9.0	10.0	11.4		6.4	7.8	9.1	10.8	12.1	5.5	7.1	8.6	10.6	12.1	5.7						12.5
48.0	6.9	7.8	8.7	9.9		5.3	6.6	7.8	9.3	10.4	4.5	5.9	7.3	9.1	10.4	4.6						10.9
50.0	5.9	6.7	7.5	8.4		4.3	5.5	6.6	7.9			4.8	6.1	7.7	8.8							9.4
55.0	3.8	4.3	4.7			3.1	3.9	4.8					3.5	4.7								6.0
θ (°)	28~83	32~83	35~83	50~83	50~83	50~83	42~83	43~83	50~83	50~83	54~83	55~83	56~83	56~83	64~83	60~83	61~83	61~83	62~83	64~83	64~83	83
Standard hook	200t					80t					25t											
The weights of the hooks	2100kg					1360kg					1140kg											
Standard number of part lines	6					4					2											

Note: a 80 t counterweight and 8.0 m outrigger extension width.  
A 57 t counterweight and 9.0 m outrigger extension width.

Total rated loads chart

Performance LD

2.5 m + 45 m luffing jib

Boom length Offset Working radius (m)	2 2. 8 m					3 1. 2 m					3 9. 6 m					4 8. 0 m					Unit: ton
	10°	20°	30°	45°	60°	10°	20°	30°	45°	60°	10°	20°	30°	45°	60°	10°	20°	30°	45°	60°	
18.0	35.6					26.8															
20.0	35.6					26.8					19.0										
22.0	35.6					26.8					19.0				12.3						
24.0	34.9	35.6				26.8					19.0				12.3						
26.0	30.5	33.1				26.8	26.8				19.0				12.3						
28.0	26.8	29.6				25.1	26.8				19.0	19.0			12.3	12.3					
30.0	23.7	26.4	28.3			22.0	25.2				19.0	19.0			12.3	12.3					
32.0	21.0	23.5	25.5			19.3	22.3	24.7			16.5	19.0			12.3	12.3					
34.0	18.7	21.0	23.1			16.9	19.7	22.1			14.4	17.2	19.0		12.3	12.3	12.3				
36.0	16.6	18.7	20.8			14.8	17.4	19.9			12.5	15.1	17.7		12.1	12.3	12.3				
38.0	14.8	16.7	18.7			13.0	15.4	17.7			10.9	13.3	15.7		10.5	12.3	12.3				
40.0	13.1	15.0	16.8	19.0		11.4	13.6	15.7	18.5		9.4	11.7	13.9	16.7	9.0	11.3	12.3				
42.0	11.7	13.4	15.0	17.2		9.9	12.0	14.0	16.6		8.1	10.2	12.2	15.1	7.7	9.9	11.8	12.3			
44.0	10.4	11.9	13.5	15.7		8.6	10.5	12.4	15.0		6.9	8.9	10.8	13.4	6.5	8.5	10.5	11.8			
46.0	9.2	10.6	12.0	14.1	15.6	7.4	9.2	10.9	13.4	15.2	5.8	7.6	9.4	11.9	5.4	7.3	9.2	11.1			
48.0	8.1	9.4	10.7	12.6	14.2	6.3	8.0	9.6	11.8	13.7	4.8	6.5	8.2	10.5	4.7	5.7	7.3	9.2	11.1		
50.0	7.1	8.3	9.5	11.2	12.6	5.3	6.8	8.3	10.4	12.2	3.1	4.4	5.6	7.3	4.1	5.4	7.3	8.8	10.4	10.9	
55.0	4.9	5.9	6.8	8.1		3.1	4.4	5.6	7.3	8.6									5.3	7.3	8.9
60.0	3.2	3.9	4.5	5.3																4.7	5.9
θ (°)	26~83 31~83 35~83 50~83 65~83 49~83 51~83 51~83 51~83 52~83 64~83 64~83 64~83 65~83 65~83 66~83 66~83 67~83 67~83																				
Standard hook	80t																				
The weights of the hooks	1360kg																				
Standard number of part lines	4																				
	1140kg																				
	2																				

Note: a 80 t counterweight and 8.0 m outrigger extension width.  
A 57 t counterweight and 9.0 m outrigger extension width.

Total rated loads chart

Performance LD

2.5 m + 54 m luffing jib

Boom length Offset Working radius (m)	2.2. 8 m				3.1. 2 m				3.9. 6 m				4.8. 0 m				Unit: ton				
	10°	20°	30°	45°	60°	10°	20°	30°	45°	60°	10°	20°	30°	45°	60°	10°		20°	30°	45°	60°
20.0	18.1					17.0					12.4					8.2					
22.0	17.1					17.0					12.4					8.2					
24.0	16.1					16.8					12.4					8.2					
26.0	15.2					15.9					12.4					8.2					
28.0	14.4	13.2				15.1					12.4					8.2					
30.0	13.7	12.6				14.4	12.9				12.4	12.4				8.2					
32.0	13.0	12.1				13.7	12.4				12.4	12.4				8.2					
34.0	12.5	11.6				13.1	12.0				12.4	12.3				8.2					
36.0	12.0	11.2	10.6			12.6	11.6				12.4	11.9				8.2					
38.0	11.5	10.8	10.2			12.1	11.2	10.4			12.4	11.5	10.6			8.2					
40.0	11.1	10.5	9.9			11.7	10.8	10.1			12.3	11.2	10.3			8.2					
42.0	10.7	10.2	9.7			11.3	10.5	9.9			11.1	10.9	10.1			8.2					
44.0	10.4	9.9	9.4			10.7	10.2	9.6			9.7	10.5	9.8			8.2					
46.0	10.0	9.6	9.2	8.6		9.4	10.0	9.4			8.5	10.3	9.6			8.0					
48.0	9.7	9.3	9.0	8.5		8.3	9.7	9.2	8.6		7.4	9.6	9.4			6.9					
50.0	9.0	9.1	8.7	8.3		7.3	9.1	9.0	8.4		6.4	8.4	9.2	8.5		5.9					
55.0	6.8	8.0	8.3	7.9	7.7	5.1	6.7	8.2	8.1	7.7	4.2	5.9	7.7	8.2		5.5	7.4				
60.0	5.0	6.0	7.0	7.7	7.5	3.3	4.6	5.9	7.8	7.5		3.9	5.4	7.4	7.6		5.1	7.3			
65.0	3.4	4.2	5.0	6.1			2.9	4.0	5.4	6.6			3.4	5.1	6.5			5.0			
70.0	2.7	3.3					2.2	3.3						3.1	4.1						
θ (°)	34~83	29~83	36~83	50~83	65~83	51~83	52~83	53~83	53~83	65~83	60~83	61~83	62~83	63~83	64~83	65~83	66~83	67~83	68~83	68~83	83
Standard hook	25t																				
The weights of the hooks	1140kg																				
Standard number of part lines	2																				

Note: a 80 t counterweight and 8.0 m outrigger extension width.  
A 57 t counterweight and 9.0 m outrigger extension width.



Total rated loads chart

Performance LD

2.5 m + 63 m luffing jib

Unit: ton

Boom length Offset Working radius (m)	2 2 . 8 m					3 1 . 2 m					3 9 . 6 m					4 8 . 0 m					
	10°	20°	30°	45°	60°	10°	20°	30°	45°	60°	10°	20°	30°	45°	60°	10°	20°	30°	45°	60°	
22.0	15.8																				
24.0	15.8					12.5					9.0					5.6					
26.0	15.8					12.5					9.0					5.6					
28.0	15.8					12.5					9.0					5.6					
30.0	15.8					12.5					9.0					5.6					
32.0	15.8	15.0				12.5					9.0					5.6					
34.0	15.3	14.5				12.5	12.5				9.0					5.6	5.6				
36.0	14.8	14.1				12.5	12.5				9.0					5.6	5.6				
38.0	14.4	13.7				12.5	12.5				9.0					5.6	5.6				
40.0	13.9	13.3				12.5	12.5				9.0					5.6	5.6				
42.0	13.5	12.9	12.4			12.5	12.5	12.5			9.0					5.6	5.6				
44.0	12.8	12.6	12.1			11.2	12.5	12.2			9.0					5.6	5.6				
46.0	11.6	12.3	11.8			10.0	12.3	12.0			9.0					5.6	5.6	5.6			
48.0	10.4	12.0	11.6			8.8	11.1	11.7			7.9					5.6	5.6	5.6	5.6		
50.0	9.4	11.1	11.2			7.8	9.9	11.5			6.8					5.6	5.6	5.6	5.6		
55.0	7.2	8.7	9.9	8.7		5.6	7.4	9.2	9.0		4.6					5.6	5.6	5.6	5.6		
60.0	5.4	6.6	7.9	7.8		3.8	5.3	6.9	8.1		4.6	6.7	8.7			5.6	5.6	5.6	5.6	5.6	
65.0	3.9	4.9	6.0	6.8	6.0		3.6	4.9	6.9	6.2		4.6	6.3	8.4		5.6	5.6	5.6	5.6	5.6	5.6
70.0	2.5	3.4	4.3	5.6	5.4		3.2	4.9	5.6	5.6		4.4	6.6	6.4		5.6	5.6	5.6	5.6	5.6	5.6
75.0			2.8	3.8			3.1	4.1								4.0					4.0
θ (°)	38~83/44~83/42~83/50~83/65~83/56~83/57~83/59~83/60~83/60~83/65~83/65~83/65~83/64~83/65~83/65~83/68~83/68~83/68~83/70~83/70~83/71~83/72~83/72~83/73~83/73~83/73~83/73																				
Standard hook	25t																				
The weights of the hooks	1140kg																				
Standard number of part lines	2																				

Note: a 80 t counterweight and 8.0 m outrigger extension width.  
A 57 t counterweight and 9.0 m outrigger extension width.

Total rated loads chart

Performance LD

2.5 m + 7.2 m luffing jib

Unit: ton

Boom length Offset Working radius (m)	2.2 ~ 8 m				3.1 ~ 2 m				3.9 ~ 6 m				4.8 ~ 0 m						
	10°	20°	30°	45°	60°	10°	20°	30°	45°	60°	10°	20°	30°	45°	60°				
24.0	9.8																		
26.0	9.8					7.8													
28.0	9.5					7.8					6.5								
30.0	9.1					7.8					6.5				4.0				
32.0	8.7					7.8					6.5				4.0				
34.0	8.4					7.8					6.5				4.0				
36.0	8.0	7.5				7.8					6.5				4.0				
38.0	7.7	7.3				7.8	7.4				6.5				4.0				
40.0	7.5	7.1				7.7	7.2				6.5	6.5			4.0				
42.0	7.2	6.8				7.5	7.0				6.5	6.5			4.0				
44.0	7.0	6.6				7.2	6.8				6.5	6.5			4.0				
46.0	6.8	6.5				7.0	6.6				6.5	6.5			4.0				
48.0	6.6	6.3	5.8			6.8	6.4	6.0			6.5	6.5			4.0				
50.0	6.4	6.1	5.6			6.6	6.3	5.8			6.5	6.4	5.9		4.0				
55.0	6.0	5.6	5.2			6.2	5.9	5.4			5.2	6.0	5.5		4.0				
60.0	5.5	5.1	4.8	4.4		4.3	5.4	5.0			5.4	5.4	5.2		4.0				
65.0	4.3	4.7	4.5	4.1		4.4	4.7	4.2			4.8	4.8	4.3		4.0				
70.0	3.0	4.1	4.2	3.9	3.7		4.2	4.0			4.1	4.1	4.1		4.0				
75.0		2.8	3.8	3.8	3.6			3.9	3.6				3.9	3.7	3.7				
80.0			2.5	3.6	3.5			2.9	3.5					3.6	3.6				
85.0									2.4										
$\theta$ (°)	47~83	48~83	49~83	55~83	65~83	60~83	62~83	64~83	65~83	65~83	67~83	68~83	70~83	72~83	71~83	72~83	74~83	75~83	76~83

25t

Unit: ton

Standard hook

The weights of the hooks

Standard number of part lines

1140kg

2

Note: a 80 t counterweight and 8.0 m outrigger extension width.  
A 57 t counterweight and 9.0 m outrigger extension width.

## Total rated loads chart

## Performance LE

2.5 m + 18 m luffing jib

Boom length Offset Working radius (m)	14.4 m				17.5 m				20.5 m				Unit: ton			
	10°	20°	30°	45°	60°	10°	20°	30°	45°	60°	10°	20°		30°	45°	60°
8.0	110.0															
9.0	110.0					90.0					90.0					
10.0	110.0	101.0				90.0					90.0					
11.0	95.4	96.1				90.0	90.0				90.0	90.0				
12.0	83.0	85.6				81.1	84.3				79.5	82.6				
14.0	64.9	67.3	69.3			63.0	65.9	67.9			61.4	64.7	67.1			
16.0	52.3	54.5	56.4	57.9		50.4	53.1	55.3			48.8	51.9	54.4			
18.0	43.1	45.1	46.8	48.9		41.2	43.5	45.6	47.8		39.7	42.3	44.6	47.1		
20.0	36.2	37.8	39.3	41.3	42.1	34.3	36.2	38.1	40.3	41.7	32.7	34.9	37.0	39.6	41.2	
22.0	30.7	32.1	33.3	35.0	36.2	28.9	30.5	32.0	34.0	35.5	27.3	29.2	30.9	33.3	34.9	
24.0	26.3	27.4	28.4	29.7	30.5	24.5	25.8	27.1	28.7	29.8	22.9	24.5	26.0	27.9	29.2	
26.0	22.7	23.6	24.4	25.3		20.9	22.0	23.0	24.3		19.3	20.7	21.9	23.5	24.4	
28.0	19.7	20.4	20.9			17.8	18.8	19.6	20.5		16.3	17.4	18.5	19.7		
30.0	17.1	17.6	17.9			15.3	16.0	16.6			13.7	14.7	15.5	16.4		
32.0	14.9					13.0	13.6	14.0			11.5	12.3	12.9			
34.0						11.1	11.4				9.6	10.2	10.6			
36.0											7.9	8.3				
38.0											6.4					
θ (°)	18~83	25~83	35~83	50~83	65~83	24~83	27~83	35~83	50~83	65~83	17~83	25~83	35~83	50~83	65~83	65~83
Standard hook	200t															
The weights of the hooks	2100kg															
Standard number of part lines	10															
	8															

Note: a 57 t counterweight and 8.0 m or 7.0 m outrigger extension width.

A 41 t counterweight and 9.0 m outrigger extension width.

Total rated loads chart

Performance LE

2.5 m + 18 m luffing jib

Boom length Offset Working radius (m)	2 2. 8 m				3 1. 2 m				Unit: ton	
	10°	20°	30°	45°	60°	10°	20°	30°		45°
10.0	90.0									
11.0	90.0									
12.0	78.4	81.8				66.0				
14.0	60.3	63.9	66.5			58.7	62.4			
16.0	47.7	51.0	53.3			46.2	50.0	52.6		
18.0	38.6	41.4	43.9	46.7		37.1	40.3	43.1		
20.0	31.7	34.1	36.3	39.1	40.9	30.1	32.9	35.5	38.3	
22.0	26.2	28.3	30.2	32.7	34.5	24.7	27.1	29.3	32.2	34.0
24.0	21.9	23.6	25.3	27.4	28.8	20.4	22.4	24.4	26.8	28.6
26.0	18.3	19.8	21.2	22.9	24.0	16.8	18.6	20.3	22.4	23.8
28.0	15.2	16.5	17.7	19.1		13.8	15.4	16.8	18.6	19.8
30.0	12.7	13.8	14.8	15.8		11.2	12.6	13.9	15.4	16.3
32.0	10.5	11.4	12.2	13.0		9.0	10.3	11.4	12.6	
34.0	8.6	9.3	9.9			7.1	8.2	9.1	10.2	
36.0	6.9	7.5	7.9			5.3	6.4	7.2	8.0	
38.0	5.3	5.8				3.5	4.5	5.3	6.0	
40.0	3.6							3.4		
$\theta$ (°)	18~83	25~83	35~83	50~83	65~83	44~83	44~83	45~83	49~83	64~83
Standard hook The weights of the hooks	200t									
Standard number of part lines	2100kg									
	8				6					

Note: a 57 t counterweight and 8.0 m or 7.0 m outrigger extension width.  
A 41 t counterweight and 9.0 m outrigger extension width.

Total rated loads chart

Performance LE

2.5 m + 27 m luffing jib

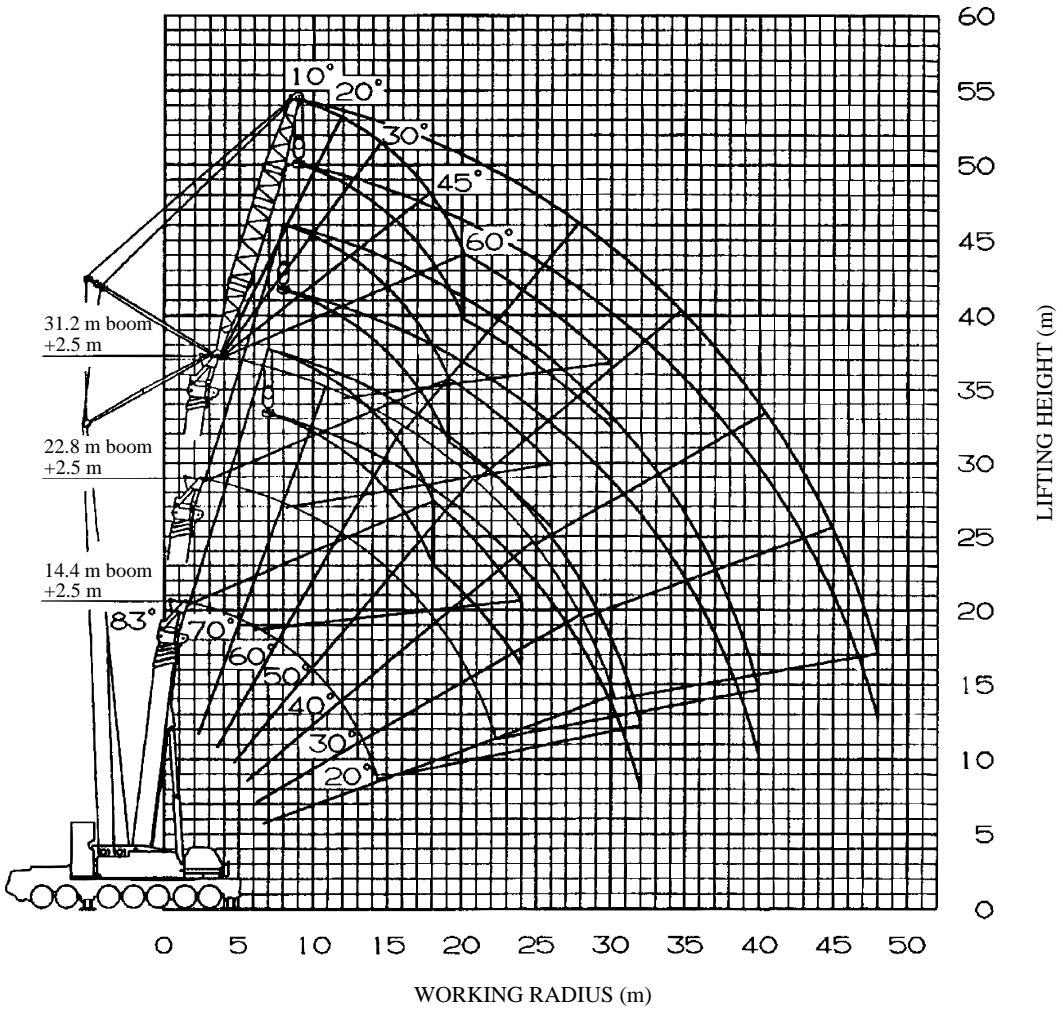
Unit: ton

Boom length Offset Working radius (m)	2 2. - 8 m				3 1. - 2 m				3 9. - 6 m				4 8. - 0 m			
	10°	20°	30°	45°	60°	10°	20°	30°	45°	60°	10°	20°	30°	45°	60°	
11.0	68.0															
12.0	68.0															
14.0	63.8					57.5										
16.0	51.6	54.5				49.7					38.7					
18.0	42.2	45.5				40.3	43.9				38.7					
20.0	35.1	38.3	40.6			33.2	37.0				32.8	36.8		24.6		
22.0	29.5	32.4	34.6			27.6	31.0	33.6			27.2	30.8	33.6		24.6	
24.0	25.0	27.6	29.9			23.1	26.1	28.9			22.7	25.9	28.9		24.6	
26.0	21.3	23.6	25.8	28.3		19.4	22.1	24.6	27.6		19.0	21.9	24.6		24.6	
28.0	18.2	20.2	22.2	24.7	26.5	16.3	18.7	21.0	24.0		15.9	18.5	20.9	23.9	21.3	
30.0	15.6	17.4	19.1	21.5	23.2	13.7	15.8	17.9	20.7	22.5	13.3	15.6	17.8	20.8	18.2	
32.0	13.3	14.9	16.4	18.5	20.1	11.4	13.4	15.2	17.7	19.6	11.0	13.1	15.1	17.8	19.8	
34.0	11.3	12.7	14.1	15.9	17.2	9.5	11.2	12.9	15.1	16.7	9.1	11.0	12.8	15.2	17.0	
36.0	9.6	10.8	12.0	13.5	14.5	7.7	9.3	10.8	12.8	14.1	7.3	9.1	10.7	12.9	14.4	
38.0	8.1	9.2	10.2	11.4		6.2	7.6	9.0	10.7	11.8	5.8	7.4	8.9	10.8	12.1	
40.0	6.7	7.6	8.5	9.5		4.7	6.1	7.3	8.8	9.7	4.7	5.9	7.3	9.0	10.1	
42.0	5.5	6.3	7.0	7.7			4.7	5.9	7.1			5.8	7.3	8.2		
44.0	4.2	5.0	5.6				4.4	5.5					5.8	6.5		
46.0	3.0	3.6	4.1					3.9						4.3		
θ (°)	26~83 28~83 35~83 50~83 50~83 65~83 65~83 50~83 52~83 52~83 64~83 64~83 64~83 64~83 65~83 65~83 65~83 66~83 66~83 66~83				200t				80t							
Standard hook																
The weights of the hooks																
Standard number of part lines	2100kg				2100kg				1360kg				4			

Note: a 57 t counterweight and 8.0 m or 7.0 m outrigger extension width.  
A 41 t counterweight and 9.0 m outrigger extension width.

**WORKING RADIUS - LIFTING HEIGHT**

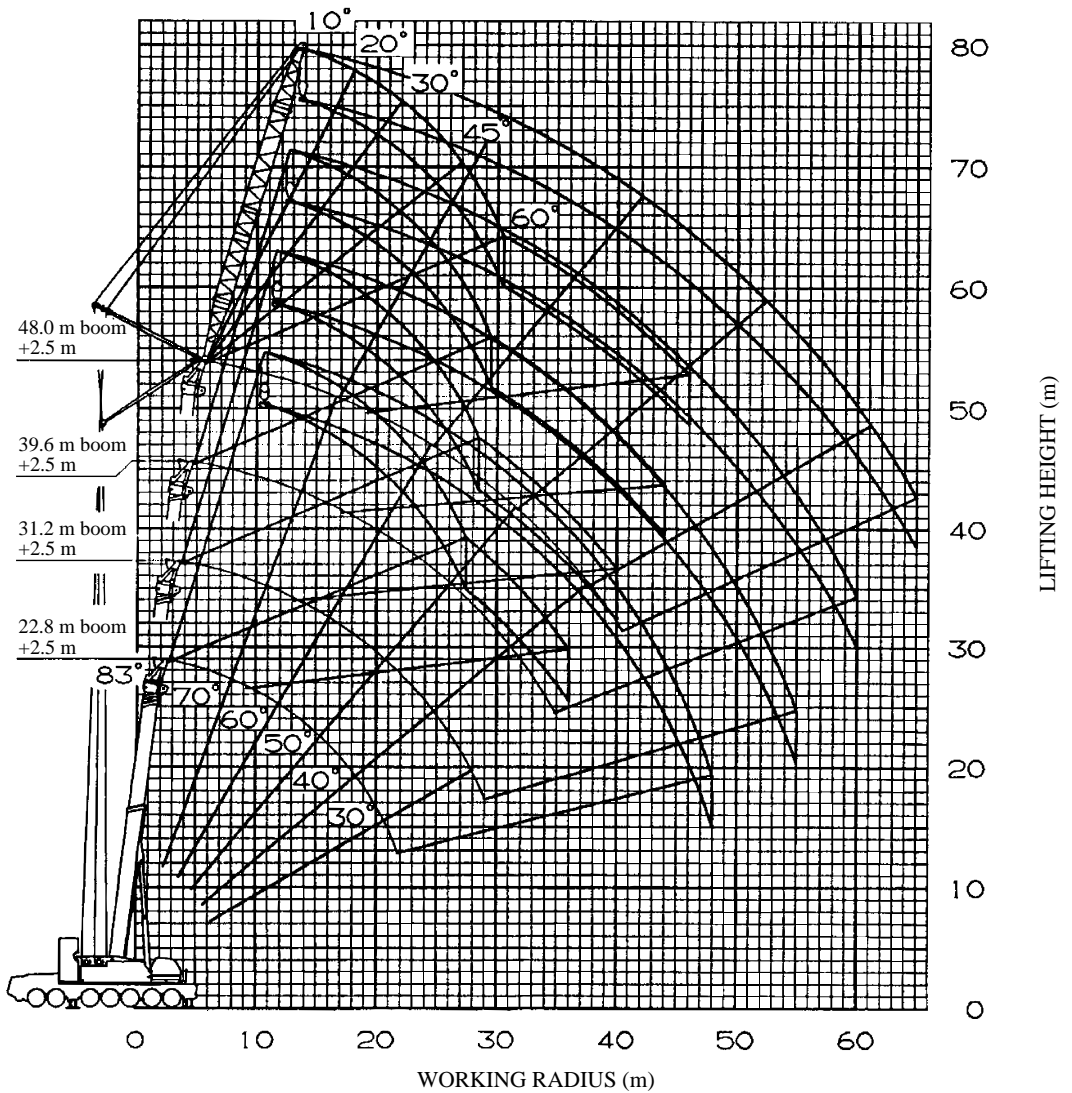
Main boom (MB) + 2.5 m + 18 m luffing jib



**NOTES:**

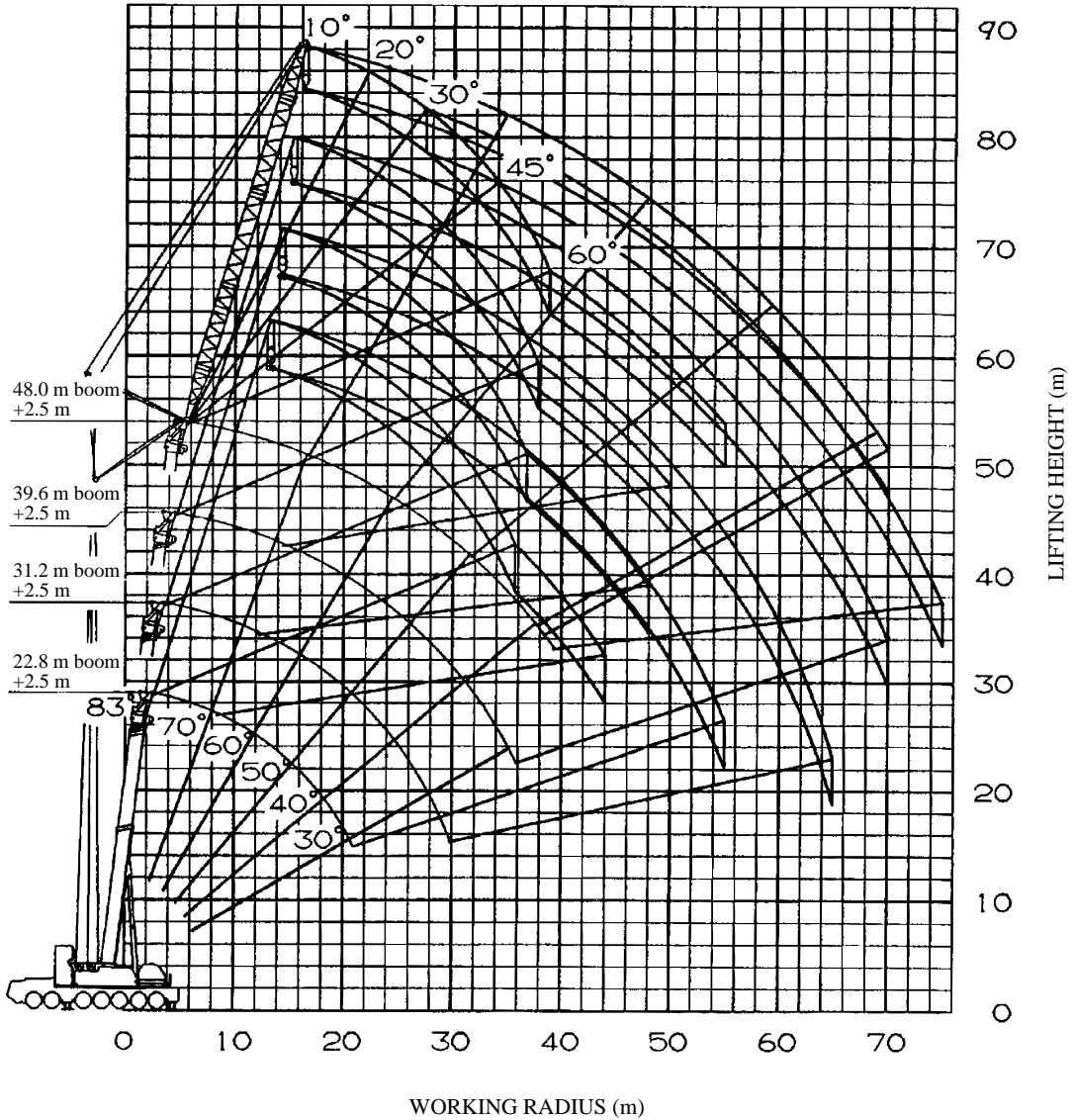
1. The deflection of the boom and jib is not incorporated in the figure above.  
The above figure is maximum load radius for Performance LA.

Main boom (MB) + 2.5 m + 27 m luffing jib

**NOTES:**

1. The deflection of the boom and jib is not incorporated in the figure above.  
The above figure is maximum load radius for Performance LA.

Main boom (MB) + 2.5 m + 36 m luffing jib

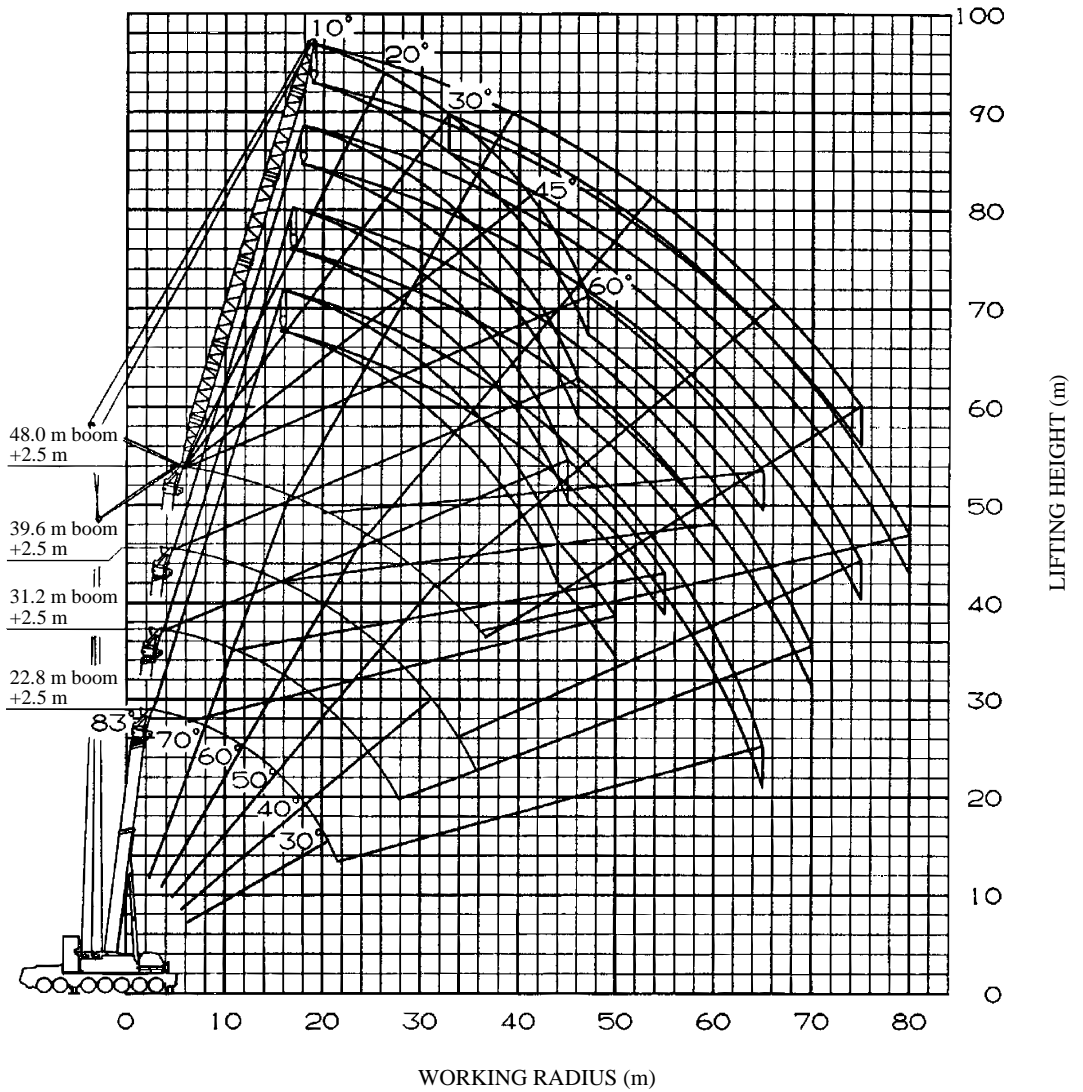


**NOTES:**

1. The deflection of the boom and jib is not incorporated in the figure above.  
The above figure is maximum load radius for Performance LA.

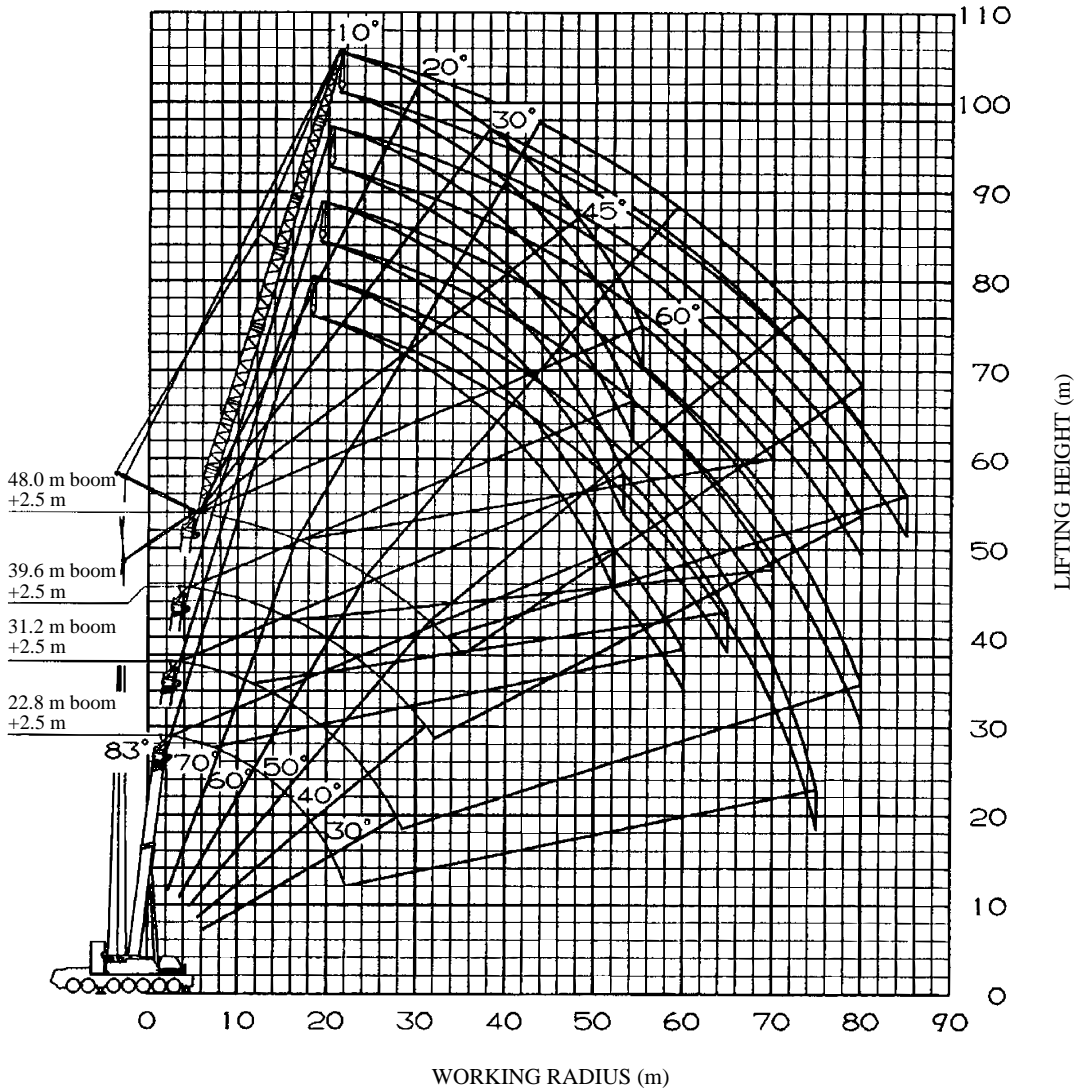


## Main boom (MB) + 2.5 m + 45 m luffing jib

**NOTES:**

1. The deflection of the boom and jib is not incorporated in the figure above.  
The above figure is maximum load radius for Performance LA.

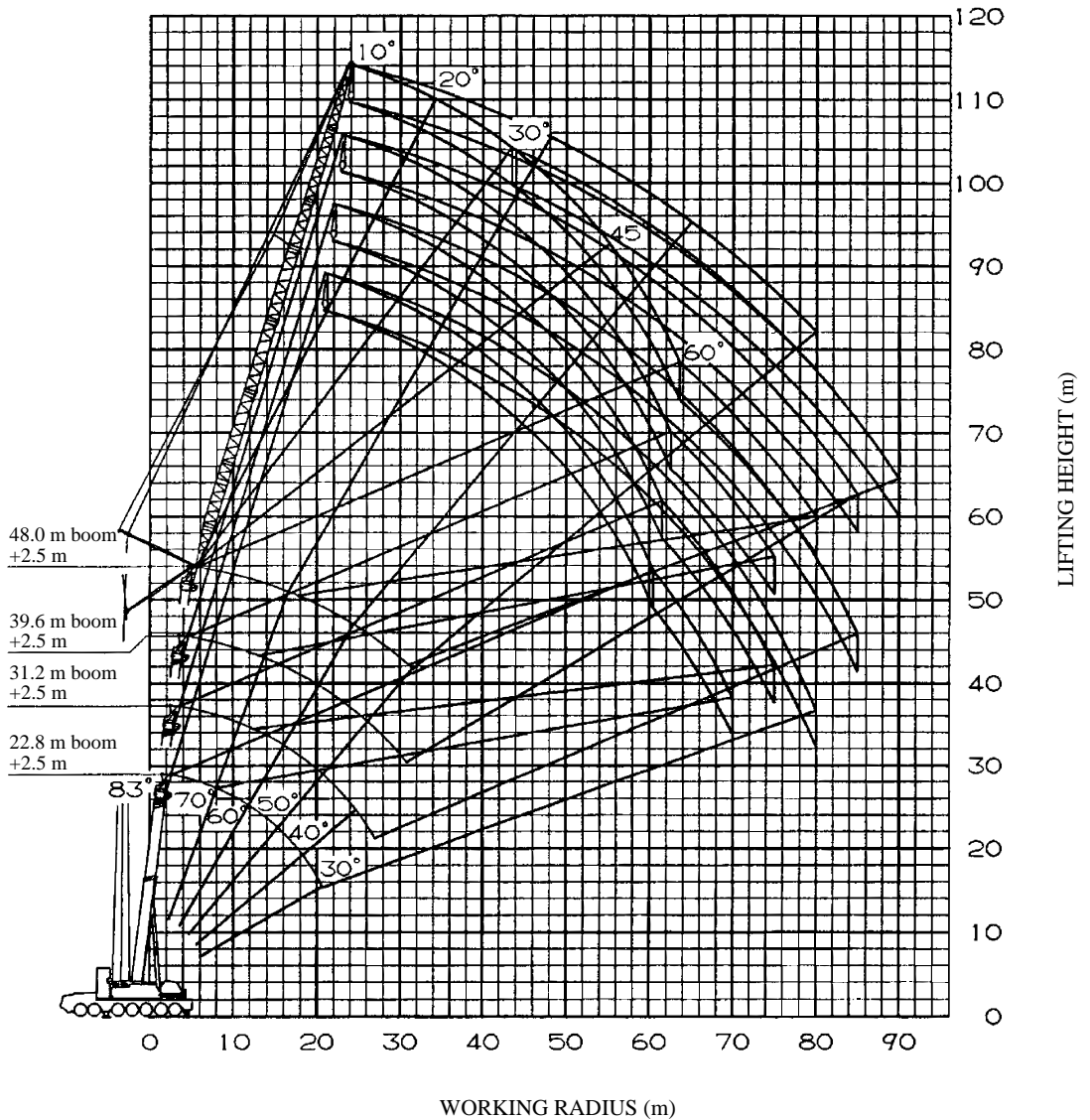
Main boom (MB) + 2.5 m + 54 m luffing jib



**NOTES:**

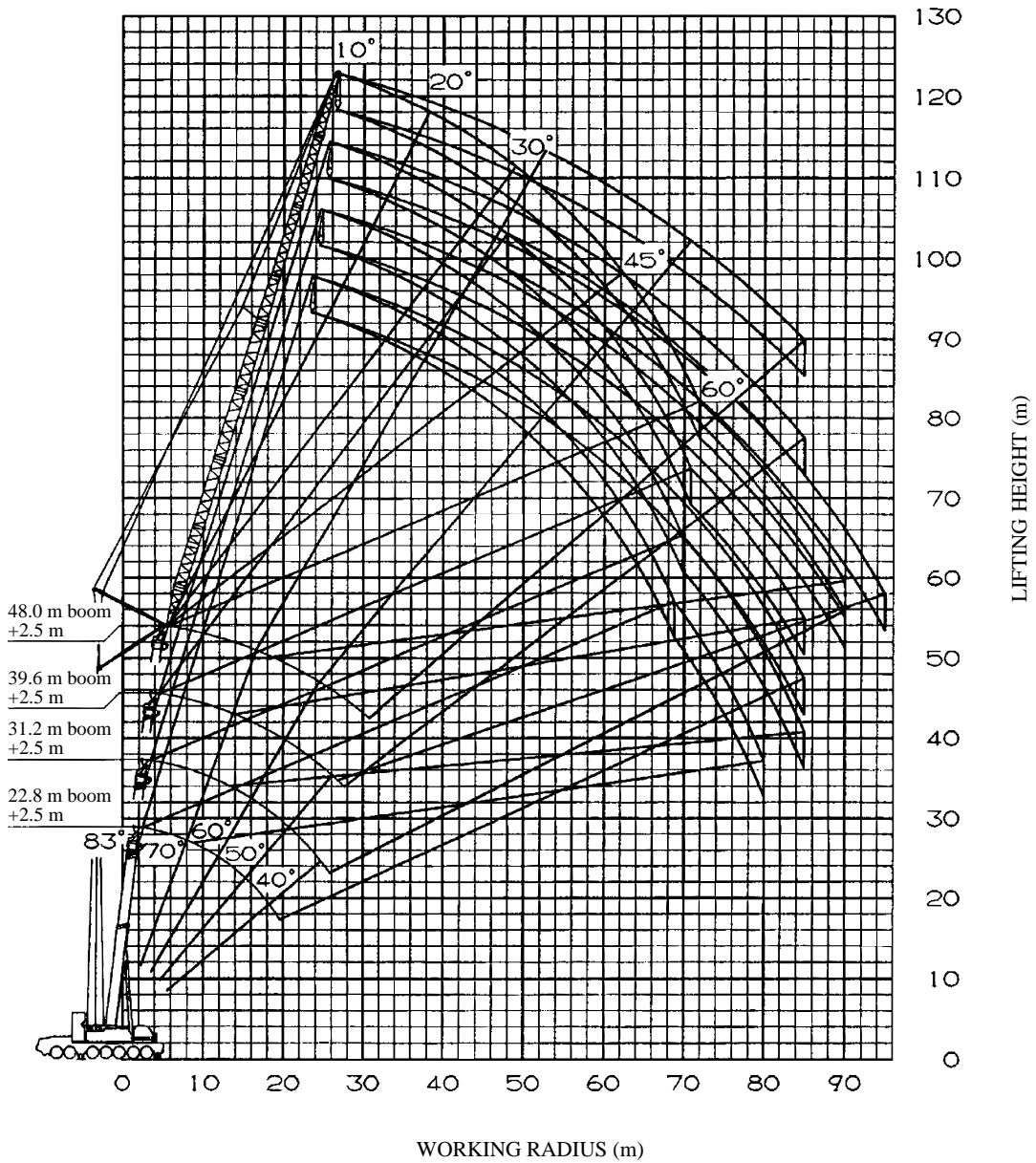
1. The deflection of the boom and jib is not incorporated in the figure above.  
The above figure is maximum load radius for Performance LA.

## Main boom (MB) + 2.5 m + 63 m luffing jib

**NOTES:**

1. The deflection of the boom and jib is not incorporated in the figure above.  
The above figure is maximum load radius for Performance LA.

Main boom (MB) + 2.5 m + 72 m luffing jib



**NOTES:**

1. The deflection of the boom and jib is not incorporated in the figure above.  
The above figure is maximum load radius for Performance LA.