


SPYDERCRANE URW295 MINI-CRAWLER CRANE

TECHNICAL SPECIFICATIONS ASME/B-30.5 Compliant



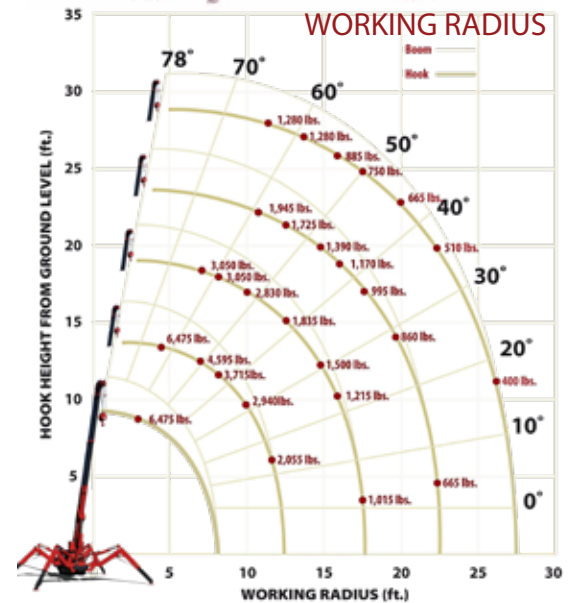
- Only 24" wide
- Full-function wireless radio remote controls
- Centrally located infinite variable controls - Automatic throttle
- Onboard self-diagnostic computer system
- Hexagnol boom design with 29 ft. reach (35 ft. with optional JIB)
- Anti-two block system
- Automatic hook stow system
- UNIC patented outrigger overturn monitoring system to allow 52 outrigger configurations.
- 360 Degree continuous rotation

52 OUTRIGGER POSITIONS



LOAD CHART Lifting capacity varies depending on outrigger configuration and boom length and angle.

ALL BOOMS RETRACTED AND SECOND STAGE EXTENDED										
Working Radius (ft.)	3	4.5	5	6	7	8	10	11	13	
Outriggers Maximum (lbs.)	6,450	6,450	5,920	5,040	4,595	3,715	2,940	2,275	2,055	
Outriggers Minimum (lbs.)	4,485	4,485	4,485	3,270	2,500	1,505	1,150	840	620	
THIRD STAGE EXTENDED										
Working Radius (ft.)	7	8	9	10	11	13	15	16	18	
Outriggers Maximum (lbs.)	3,050	3,050	3,050	2,830	2,275	1,835	1,500	1,215	1,015	
Outriggers Minimum (lbs.)	1,835	1,500	1,240	1,170	905	685	555	420	330	
FOURTH STAGE EXTENDED										
Working Radius (ft.)	11	12	13	15	16	18	20	21	23	
Outriggers Maximum (lbs.)	1,945	1,945	1,725	1,390	1,170	995	860	775	665	
Outriggers Minimum (lbs.)	995	815	730	620	485	375	290	245	200	
FIFTH STAGE EXTENDED										
Working Radius (ft.)	12	13	15	16	18	20	21	23	26	28
Outriggers Maximum (lbs.)	1,280	1,280	1,060	885	750	665	575	510	400	355
Outriggers Minimum (lbs.)	840	705	620	510	420	355	290	220	155	135



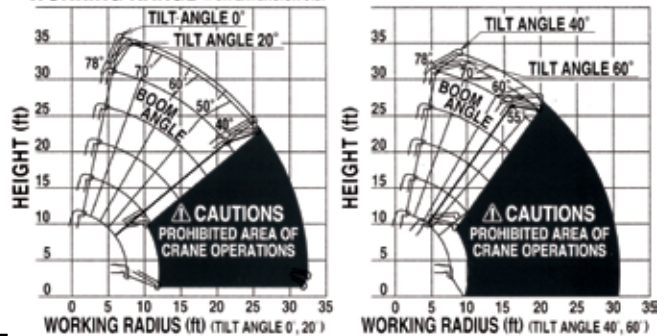
Rated Load for Extension JIB in lbs.

1st TO 4th BOOM SECTIONS												
Boom Angle	78°	75°	70°	65°	60°	55°	50°	40°	30°	20°	10°	0°
Tilt Angle 0°	1,580	1,580	1,580	1,140	810	590	480	PROHIBITED AREA OF CRANE OPERATIONS				
Tilt Angle 20°	1,580	1,580	1,580	1,140	810	590	480					
Tilt Angle 40°	1,580	1,580	1,580	1,140	810							
Tilt Angle 60°	1,580	1,580	1,580	1,140	810							
ONLY 5th BOOM SECTION												
Boom Angle	78°	75°	70°	65°	60°	55°	50°	40°	30°	20°	10°	0°
Tilt Angle 0°	920	920	920	590	480	370	260	PROHIBITED AREA OF CRANE OPERATIONS				
Tilt Angle 20°	920	920	920	590	480	370	260					
Tilt Angle 40°	920	920	920	590	480							
Tilt Angle 60°	920	920	920	590	480							

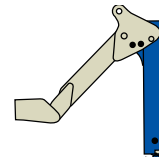
Rated Load for Searcher Hook in lbs.

1st TO 4th BOOM SECTIONS											
Working Radius (ft.)	12.5	13	15	16	18	20	21	23	26	27.5	
Outriggers Maximum (lbs.)	1,560	1,560	1,060	940	740	570	520	410	310	240	
Outriggers Minimum (lbs.)	560	460	330	280	190	120	110	PROHIBITED AREA OF CRANE OPERATIONS			
ONLY 5th BOOM SECTION											
Working Radius (ft.)	12.5	13	15	16	18	20	21	23	26	30	32.5
Outriggers Maximum (lbs.)	1,120	1,010	870	740	670	570	510	410	310	220	130
Outriggers Minimum (lbs.)	560	460	330	280	190	120	110	PROHIBITED AREA OF CRANE OPERATIONS			

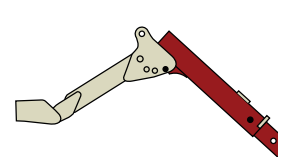
WORKING RANGE (FOR EXTENSION JIB)



OUTRIGGERS MINIMUM



OUTRIGGERS MAXIMUM



URW295 MINI-CRAWLER CRANE

		URW295CURS & URW295CURS/P	URW295CUMRS & URW295CUMRS/P	URW295CUBRS	URW295C1URS	URW295C1UMRS				
Engine / motor	Type:	Gasoline & Gasoline, Propane	Gasoline, Electric & Gasoline, Electric & Propane	Battery powered	Diesel	Diesel & Electric				
Crane capacity	Capacity:	6,450 lbs. @ 4.6 ft.								
Max working radius	Maximum:	1.4 to 28.0 ft.								
Max lifting height	Approximate:	29.0 ft.								
Turning radius (ft.)	Minimum:	Turns within it's dimensions								
Dimensions (ft.)	Folded: (w x h x l)	2.0 x 4.6 x 9.0	2.0 x 4.8 x 9.0	2.0 x 4.6 x 9.0	2.0 x 4.6 x 9.1	2.0 x 4.8 x 9.0				
Weight	Unladen:	4,100 lbs.	4,380 lbs.	4,170 lbs.	4,245 lbs.	4,525 lbs.				
Outrigger point loading	Maximum:	152.2 psi on standard outrigger pads (7" x 4.5") (Specific point landing available upon request)								
Winch speed	Approximate:	Gasoline	Propane	Gasoline	Electric	Battery	Electric	131 ft. / minute at 4th layer	Diesel	Electric
		131 ft. / minute at 4th layer	131 ft. / minute at 4th layer	89 ft. / minute at 4th layer	131 ft. / minute at 4th layer	131 ft. / minute at 4th layer	131 ft. / minute at 4th layer		131 ft. / minute at 4th layer	89 ft. / minute at 4th layer
Telescopic system	Boom length:	8.3 to 28.4 ft.								
	Telescoping speed:	Gasoline	Propane	Gasoline	Electric	Battery	Electric	20 ft. / 20 sec	Diesel	Electric
		20 ft. / 20 sec	20 ft. / 20 sec	20 ft. / 28 sec	20 ft. / 20 sec	20 ft. / 20 sec	20 ft. / 20 sec		20 ft. / 20 sec	20 ft. / 28 sec
Boom type:	5-section hydraulically telescoping boom, hexagonal box construction									
Boom lift speed		Gasoline	Propane	Gasoline	Electric	Battery	Electric	0° - 78° / 11 sec	Diesel	Electric
		0° - 78° / 11 sec	0° - 78° / 11 sec	0° - 78° / 15 sec	0° - 78° / 15 sec	0° - 78° / 15 sec	0° - 78° / 15 sec		0° - 78° / 11 sec	0° - 78° / 15 sec
Traction system	Travel speed:	0 to 1.43 mph								
	Gradability:	20°								
	Track ground pressure:	6.96 psi								
Engine / motor	Manufacturer:	Mitsubishi	Mitsubishi	N/A	DC	Kubota	Kubota	N/A		
	Tank capacity:	1.85 gal	1.85 gal			1.85 gal	1.85 gal	N/A		
	Maximum output:	Gasoline	Propane	Gasoline	Electric	Battery	Electric	7.2 kw	Diesel	Electric
		13 hp	11.7 hp	13 hp	5 hp / 220V Single phase	48V	110V		7.2 kw	5 hp / 220V single phase
Starting method:	Electric and recoil start as standard				N/A		Electric Start			
Additional equipment offered	<ul style="list-style-type: none"> 5 Axis fixed Glass Manipulator - Direct attachment to boom for rigid application 6 ft. off-settable JIB with searcher hook includes single line swivelball Custom SPYDERCRANE trailer with track mats, tool box, outrigger pads and fuel containers Auxiliary winch kit, 2000 lb single line pull, 330 ft. 5/16" wire rope, 90 FPM MILAR non-marking tracks Single-part reeving and two-part reeving capability 									

UNIC

SPYDERCRANE



Product specifications are subject to change without notice. No specific training or license is required to operate the SPYDERCRANE in most areas, but operators are responsible for knowing and meeting all local safety requirements and regulations.

Spydercrane Sales, LLC | 5326 W. MOHAVE STREET | PHOENIX | AZ 85043 | Toll Free 800.452.5011

www.spydercrane.com
URW295Spec Sheet V 04