



# ORMIG



## 20/25 tm

**ORMIG** S.p.A.

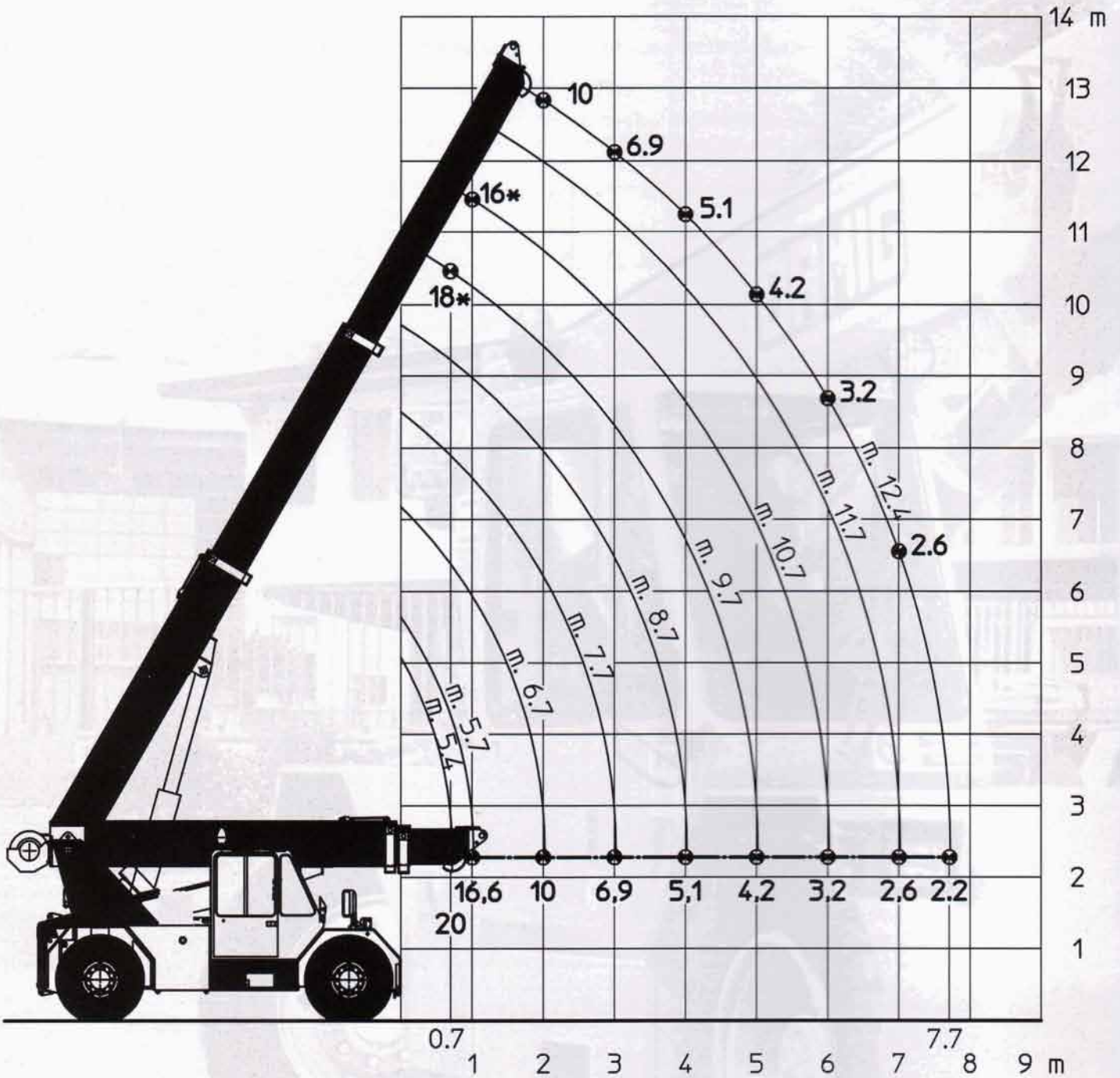
TEL. (+39) 0143 80051 r.a.  
TELEFAX (+39) 0143 86568  
E-mail: [mktg@ormigspa.com](mailto:mktg@ormigspa.com)  
E-mail: [sales@ormigspa.com](mailto:sales@ormigspa.com)  
[www.ormig.com](http://www.ormig.com) - [www.pickandcarry.com](http://www.pickandcarry.com)

ORMIG S.p.A.  
PIAZZALE ORMIG  
P.O. BOX 63  
15076 OVADA (AL)  
ITALY



## TECHNICAL FEATURES

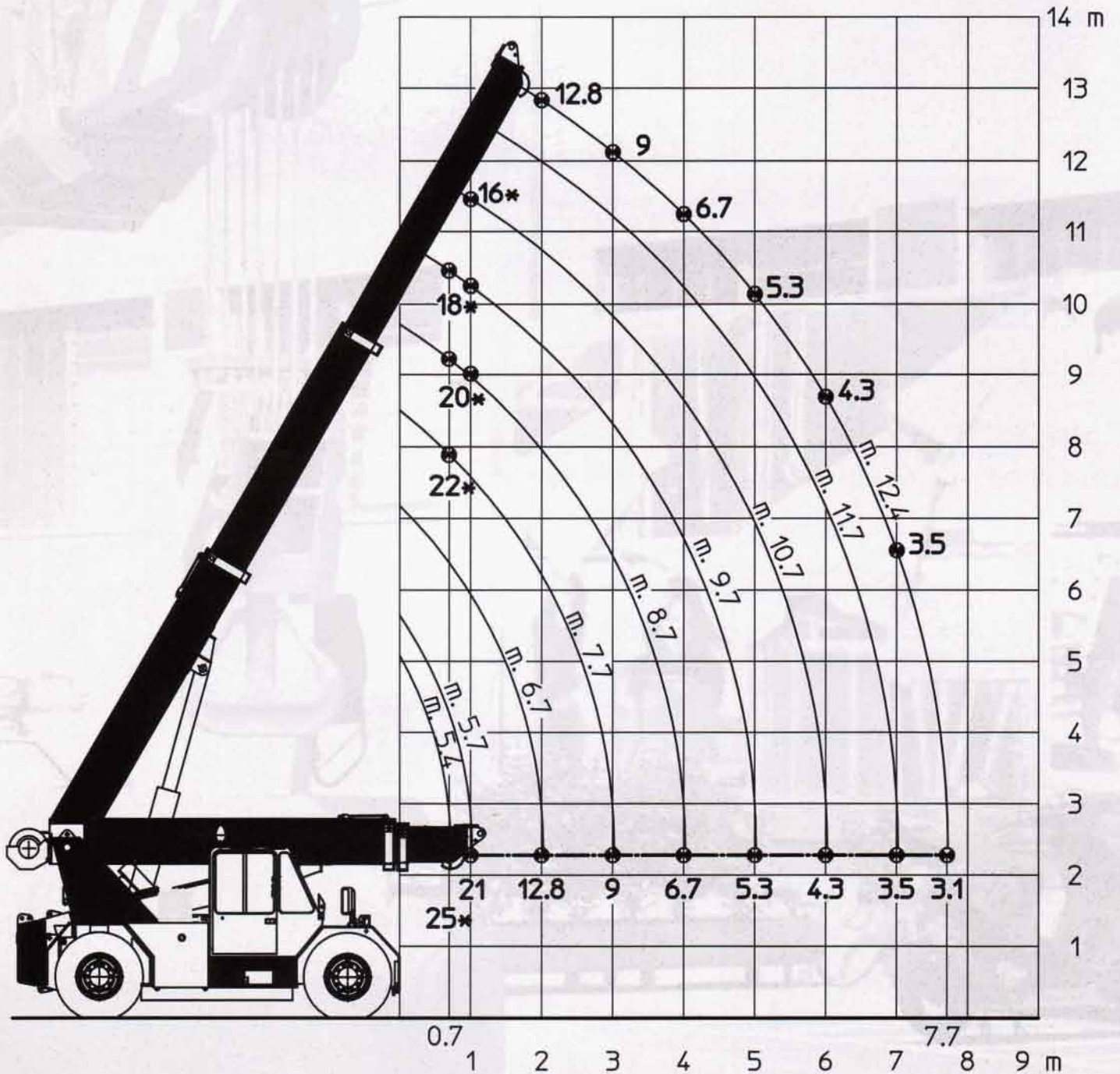
<b>Carrier:</b>	4 x 2 x 2
<b>Frame:</b>	Monolithic structure formed by two frame side members fabricated from bended plate at "C" shape and box-type, connected by means of crosspieces in the front and rear part corresponding to the axles location.
<b>Engine:</b>	Diesel, PERKINS 1104-E44TA, 4 cylinders, 4 strokes, displacement 4400 cm <sup>3</sup> , max power 106 kW at 2200 rpm, max torque 500 Nm at 1400 rpm. Water cooling. Fuel tank capacity 250 litres.
<b>Speed gearbox:</b>	DANA trasmission with torque converter, 3 forward and 3 reverse speeds. Max travel speed 30 Km/h
<b>Axles:</b>	Front driving axle with rigid suspensions. Rear steering axle, central oscillation with limit switches is provided.
<b>Tyres:</b>	12.00-24 PR20 double tyres at front axle and single tyre at rear axle.
<b>Steering:</b>	Hydraulic steering with variable delivery pump. Min. outer turning circle radius: 5,80 m
<b>Brakes:</b>	In compliance with EEC regulations. Hydraulic service brake for the front and rear wheels, with power-assisted pedal control. Hydraulic parking brake for the front wheels, with control from the driving cab.
<b>Cab:</b>	Steel structure. Wide visibility for the operator is assured. Complete with rearview mirrors, full controls, windshield wipers, heater, adjustable anatomical seat. The various movements are controlled by levers equipped with electrical device against unforeseen operations.
<b>Electric system:</b>	24 V - 75 A alternator - Starting motor 2 batteries of 12 V - 155 Ah
<b>Boom:</b>	Fabricated from plate at high strength. It is connected to the frame by means of rear gantries. Telescopic boom with one base section plus 2 extensions at proportional hydraulic control. Derricking is provided through two double action cylinders.
<b>Winch:</b>	Oleodynamic with automatic brake. Adjustable speed from 0 up to 72 m/min. with 2750 daN capacity (3450 Kg as per "ISPESL", Italian regulations) at 4 <sup>th</sup> layer single rope. Max. rope length 105 m, dia. 14 mm, drum dia. 350 mm.
<b>Hydraulic system:</b>	Hydraulic system with variable delivery pump 160 litres/min and compensated hydraulic distributor. Feeding unit for the hydraulic keysenders. Braking and locking valves on the boom and extensions cylinders. Calibrated valves on the distributors of the hydraulic system. Hydraulic oil tank capacity 250 litres.
<b>Safety regulations:</b>	The crane is fitted with all safety devices as per regulations in force and it complies with law by decree N. 547 of 27th May 1955 and subsequent amendements. It is in compliance with safety and health regulation as per Encl. I of Machine Directive 89/392 and subsequent amendement according lo law by decree N. 459 of 24th july 1996. Therefore, the mark "CE" can be placed on the crane equipped with the electronic safe load device.
<b>Weight:</b>	Total Weight 18000 Kg - Front axle 7500 Kg - Rear axle 10500 Kg
<b>Equipment on request:</b>	• Electronic safe load device, active type, providing cut out of the controls which can cause dangerous conditions when the rated load is reached • Auxiliary counterweight • Special flyjibs • Fix hook at boom top • Spare wheel • Forks



\* Portate determinate da fattori diversi dal ribaltamento  
 \* Capacities determined by factors other than tipping load

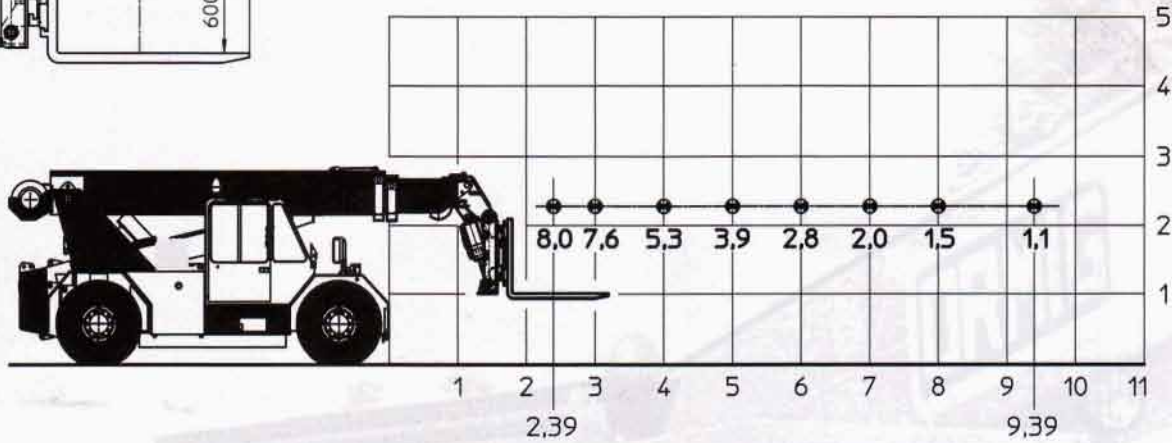
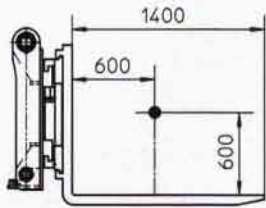


Lifting capacity chart with auxiliary counterweight (tonnes)

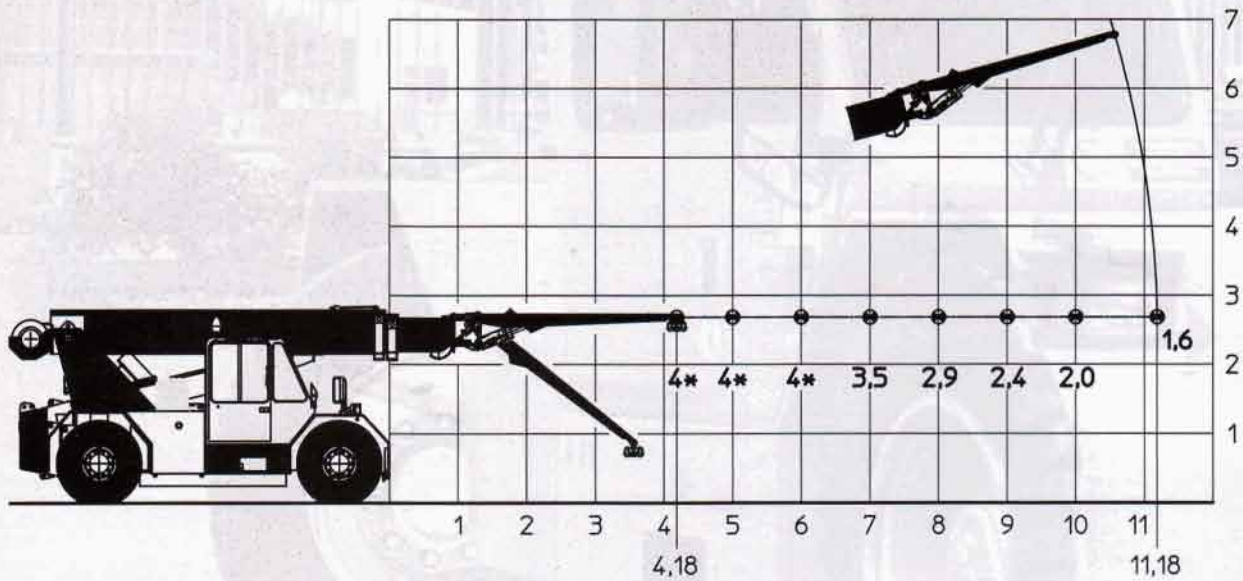


\* Portate determinate da fattori diversi dal ribaltamento  
 \* Capacities determined by factors other than tipping load

Lifting capacity chart with forks (tonnes)



Lifting capacity chart with fly-jib (tonnes)

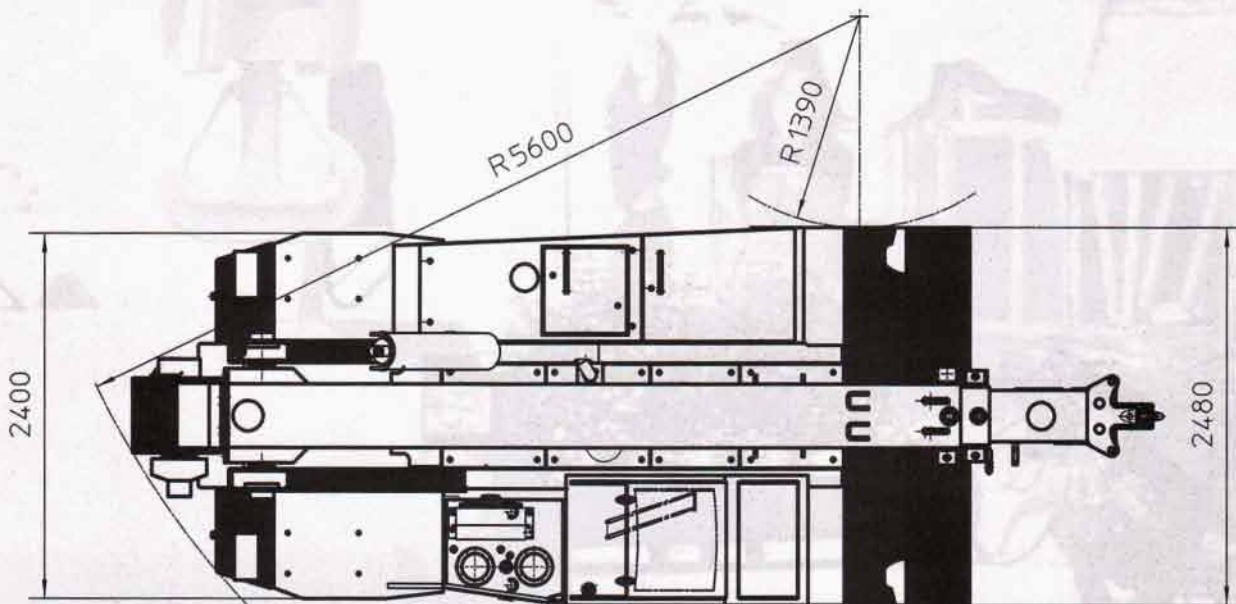
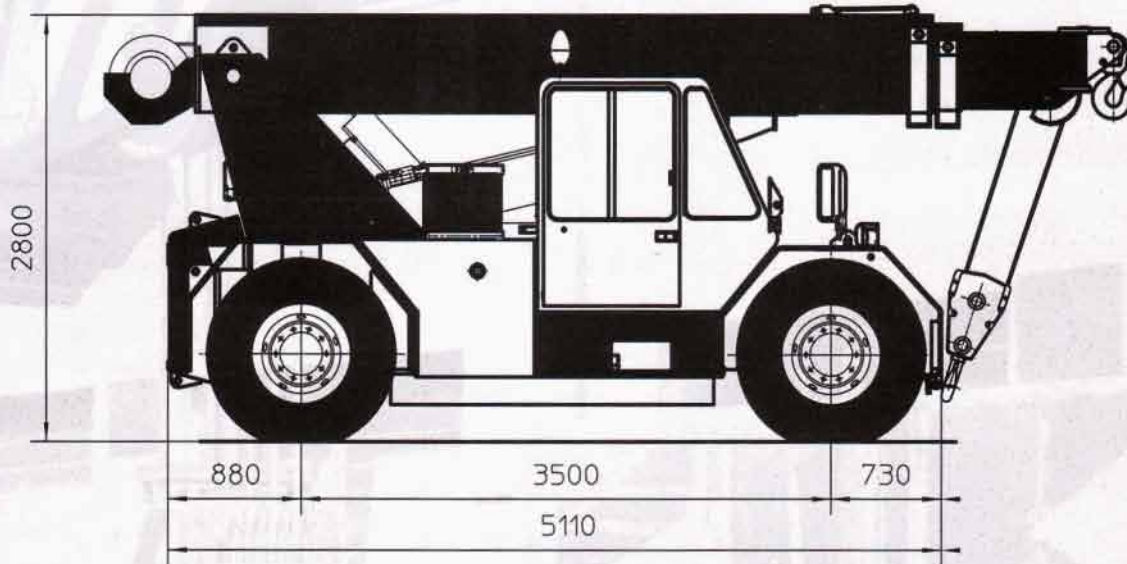


\* Portate determinate da fattori diversi dal ribaltamento  
 \* Capacities determined by factors other than tipping load



## Dimensioni Generali

### General Dimensions







TEL. (+39) 0143 80051 r.a.  
 TELEFAX (+39) 0143 86568  
 E-mail: mktg@ormigspa.com  
 E-mail: sales@ormigspa.com  
 www.ormig.com - www.pickandcarry.com

ORMIG S.p.A.  
 PIAZZALE ORMIG  
 P.O. BOX 63  
 15076 OVADA (AL)  
 ITALY