


benazzato



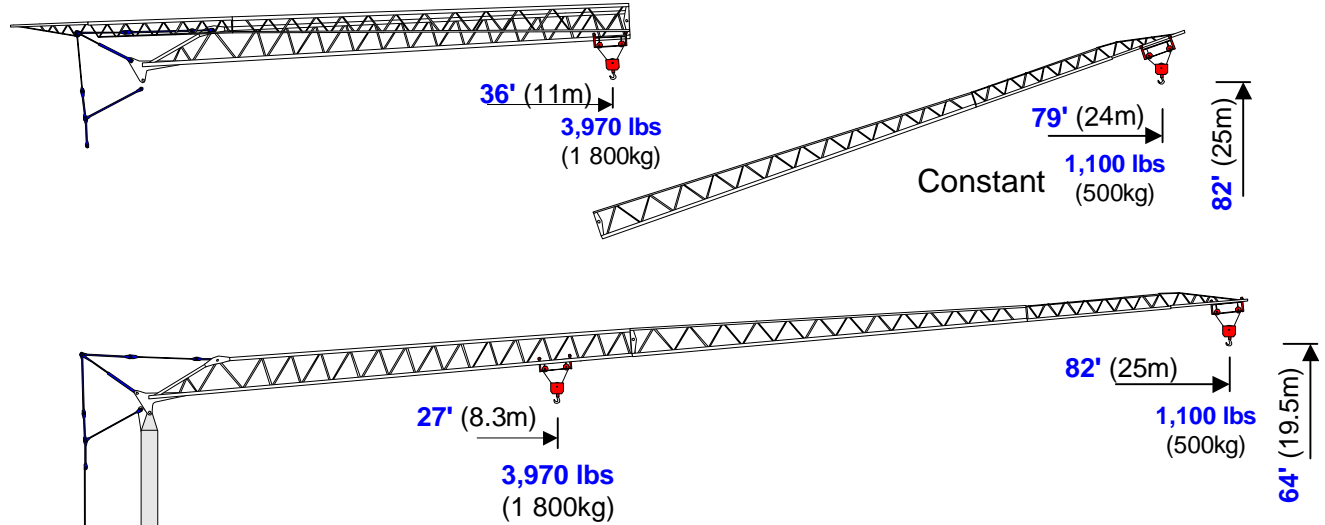
Self-Erecting Crane

1182-SC

Self-Contained

64' - 82' - 1,100 lbs

(20-25-500)



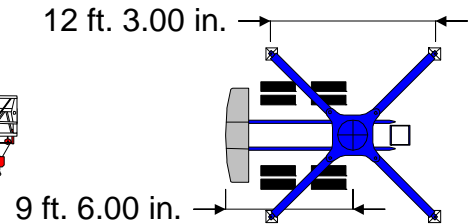
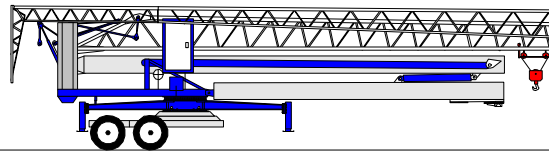
Self-Contained

Electric, Hydraulic Or Air Brakes
Goose Neck, 5th Wheel Or Pintle Hitch

Power Requirements

240V, Single Phase

Axles & Hitch: 4,000 lbs
Ballast: 12,130 lbs
Crane Weight: 14,100 lbs
Total Erected Weight: 30,230 lbs



Hook	Feet	27	30	36	38	43	45	49	56	62	69	75	82
Radius	meters	8.3	9	11	11.7	13	13.8	15	17	19	21	23	25
Max	Pounds	3,969	3,594	2,867	2,646	2,359	2,205	2,007	1,742	1,521	1,356	1,213	1,103
Capst	tonnes	1.800	1.630	1.300	1.200	1.070	1.000	0.910	0.790	0.690	0.615	0.550	0.500