



**POWERLIFT 7000 · 拓力 7000**

250t capacity · 250t 起重能力

**Crawler Crane**

履带起重机

**DATASHEET METRIC**

参数表 (公制)

# POWERLIFT 7000

# 拓力 7000



**WORKS FOR YOU.™**

## Key · 关键词汇

..... 3

## Highlights · 技术亮点

..... 4

## Specifications · 技术参数

Specifications · 技术参数 ..... 5

Main boom configurations · 主臂的配置 ..... 7

Boom combinations · 臂杆组合 ..... 9

Specifications · 技术参数 ..... 10

## Main boom · 主臂

Working ranges · 工作范围 (H) ..... 11

Lifting capacities · 起重能力 (H) ..... 12

Working ranges with Superlift · 使用超级起重的工作范围 (HSL) ..... 14

Lifting capacities with Superlift · 使用超级起重的起重能力 (HSL) ..... 15

## Fixed jib · 固定副臂

Working ranges · 工作范围 (HF) ..... 16

Lifting capacities · 起重能力 (HF) ..... 17

## Luffing fly jib · 变幅副臂

Working ranges · 工作范围 (HW) ..... 23

Lifting capacities · 起重能力 (HW) ..... 24

Working ranges with Superlift · 使用超级起重的工作范围 (HWSL) ..... 27

Lifting capacities with Superlift · 使用超级起重的起重能力 (HWSL) ..... 28

## Transport example · 运输实例

..... 31

## Technical description · 技术描述

..... 32



Track · 履带



Counterweight + central ballast (ZB) · 配重+车体中心配重 (ZB)



Superlift counterweight · 超级提升配重



Superlift radius · 超级提升半径



Load radius · 载荷半径



Main boom · 主臂



Fly jib · 副臂



Main boom angle · 主臂角度



Fly jib angle · 副臂角度

„D“



H: Main boom · 主臂

W: Luffing fly jib · 变幅副臂

F: Fixed jib · 固定副臂

SL: Superlift · 超级提升

- ▶ Greatly improved lifting performance with superlift mast installed
- ▶ Backstop cylinders mounted for the luffing jib reduces pendant rope sagging in steep jib positions
- ▶ Imported Germany Hirschmann load moment limit system, and with a large screen color LCD display
- ▶ Power-Kit for main boom
- ▶ Easy assembly and short rigging time
- ▶ According to customer requirements to install GPS / GSM remote diagnostics and satellite positioning systems

- ▶ 国内外同级别履带起重机唯一具有超起功能，大大提高起重性能
- ▶ 变幅副臂工况塔式头采用自吸式油缸，解决作业半径小时拉索下坠问题
- ▶ 采用德国进口Hirschmann力矩限制系统，并配有大屏幕彩色液晶显示器
- ▶ 主臂加强重标准节
- ▶ 组装极为简化，缩短装配时间
- ▶ 可根据客户要求安装GPS/GSM远程诊断及卫星定位系统



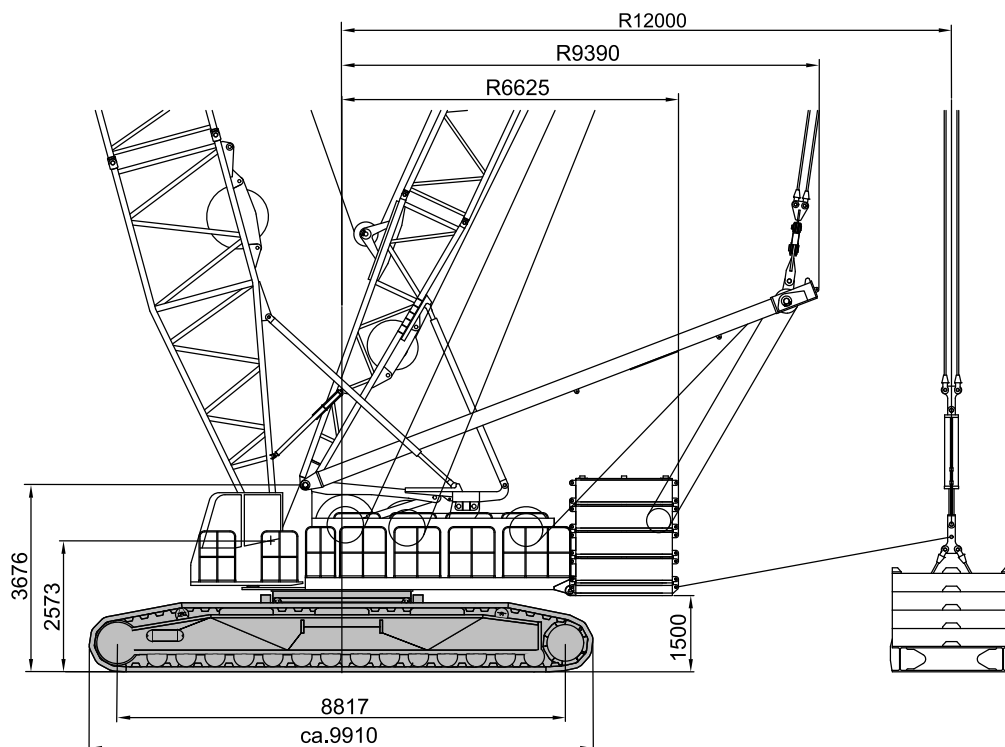
## Working speeds · 工作速度

Mechanisms 机械部分	Rope $\varnothing$ 钢绳 $\varnothing$	Speeds <sup>1)</sup> 速度 <sup>1)</sup>	Single line pull <sup>2)</sup> 单绳拉力 <sup>2)</sup>	Length of hoist rope 卷扬钢绳的长度
Hoist I (H1) 卷扬 I (H1)	26 mm	max. 149 m/min	134 kN / 118 kN	750 m
Hoist II (H2) 卷扬 II (H2)	26 mm	max. 117 m/min	135 kN / 133 kN	330 m
Boom derricking (W2) 主臂变幅 (W2)	22 mm	max. 85 m/min		
Jib luffing (W1) 副臂变幅 (W1)	26 mm	max. 117 m/min		
Boom hoist (E) 主臂卷扬 (E)	22 mm	max. 50 m/min		
Slewing (rpm) 回转 (rpm)		1.1		

<sup>1)</sup> top layer · 顶层

<sup>2)</sup> without / with reeving effect considered · 不考虑 / 考虑穿绳效率

## Basic crane dimensions with standard Superlift attachment · 带超级提升附件的起重机基本尺寸

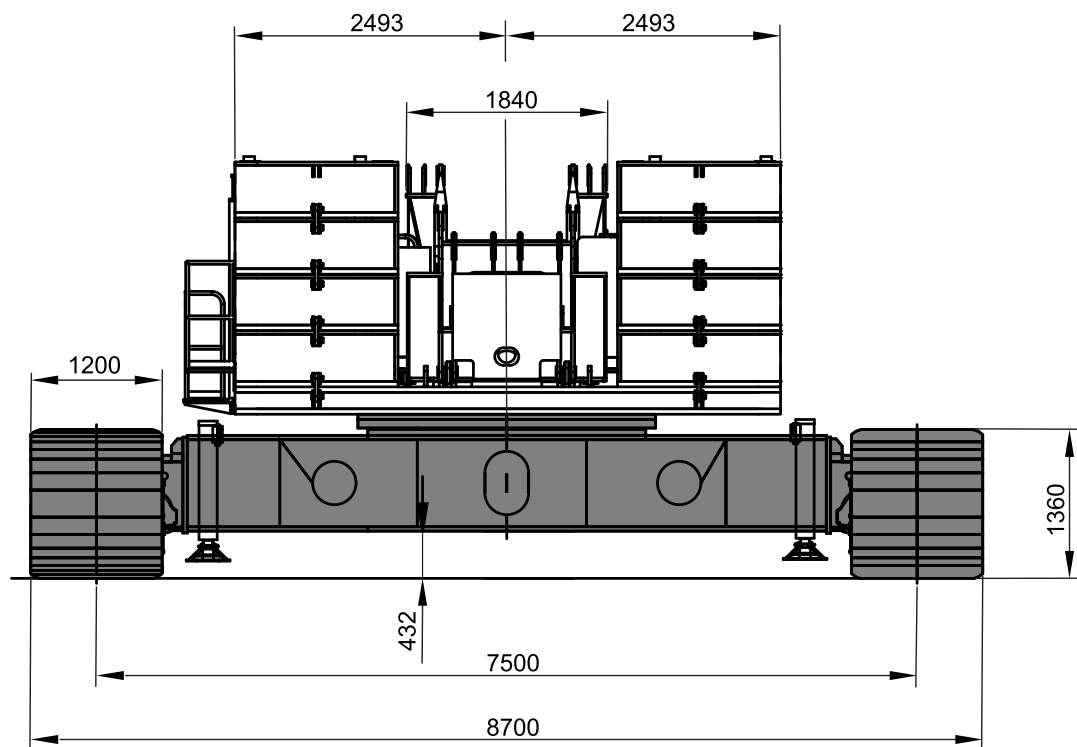


## Carrier performance · 底盘性能

Drive speed · 行走速度	0.9 km/h
--------------------	----------

## Hook blocks · 吊钩

Type 类型	Possible load 可能的载荷	Number of sheaves 滑轮组数	Number of lines 绳数	Weight 重量	"D" 吊钩间距
250	250 t	13	26	4.5 t	4.5 m
150	150 t	6	12	2.7 t	4.0 m
70	70 t	3	6	1.5 t	3.6 m
35	35 t	1	3	1.2 t	3.0 m
13.5	13.5 t	-	1	0.5 t	2.0 m



# MAIN BOOM CONFIGURATIONS · 主臂的配置

**POWERLIFT 7000**  
**拓力 7000**

## Weights · 重量

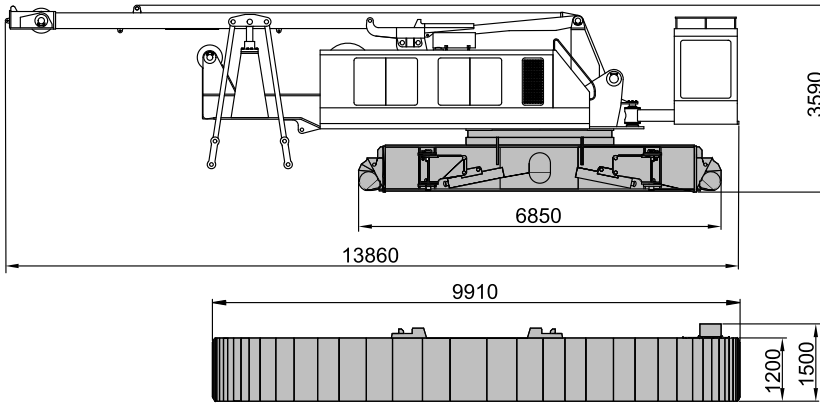
Total weight incl. counterweight 80 t, 16.2 m main boom and hook block 总重量包括80吨上车配重, 16.2米主臂和吊钩	240 t
Superstructure (with three drums slew system and gantry) 上车 (带有3个卷扬, 回转系统和扳起架)	40 t
Carbody / Carbody with assembly jacks 车体/车体带有安装举升油缸	89.2 t
Counterweight 配重	80 t

## Ground pressure · 接地比压

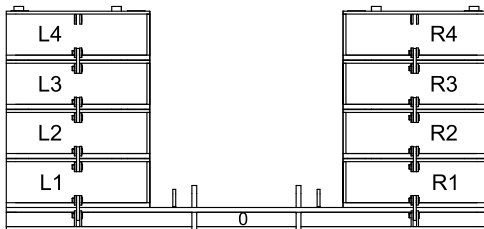
Ground pressure, based on 240 t total weight 基于 240t 吨总重时的接地比压	11.5 N/cm <sup>2</sup>
---	------------------------

# MAIN BOOM CONFIGURATIONS · 主臂的配置

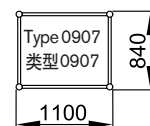
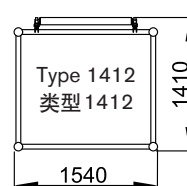
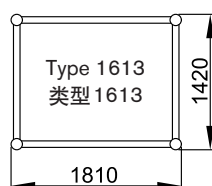
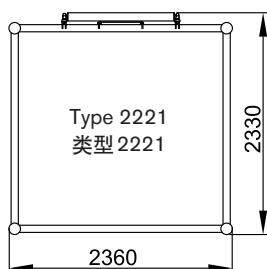
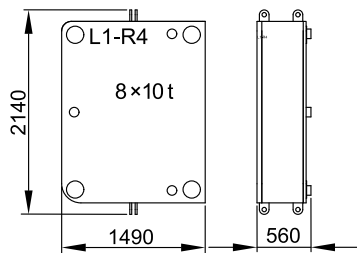
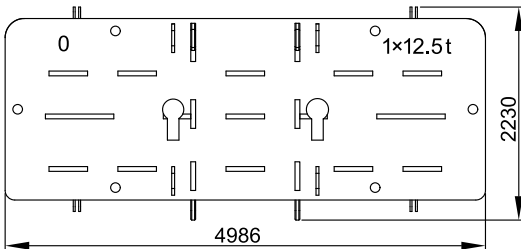
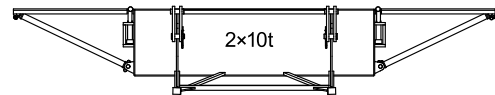
**POWERLIFT 7000**  
**拓力 7000**



## Counterweights on upper · 上车配重



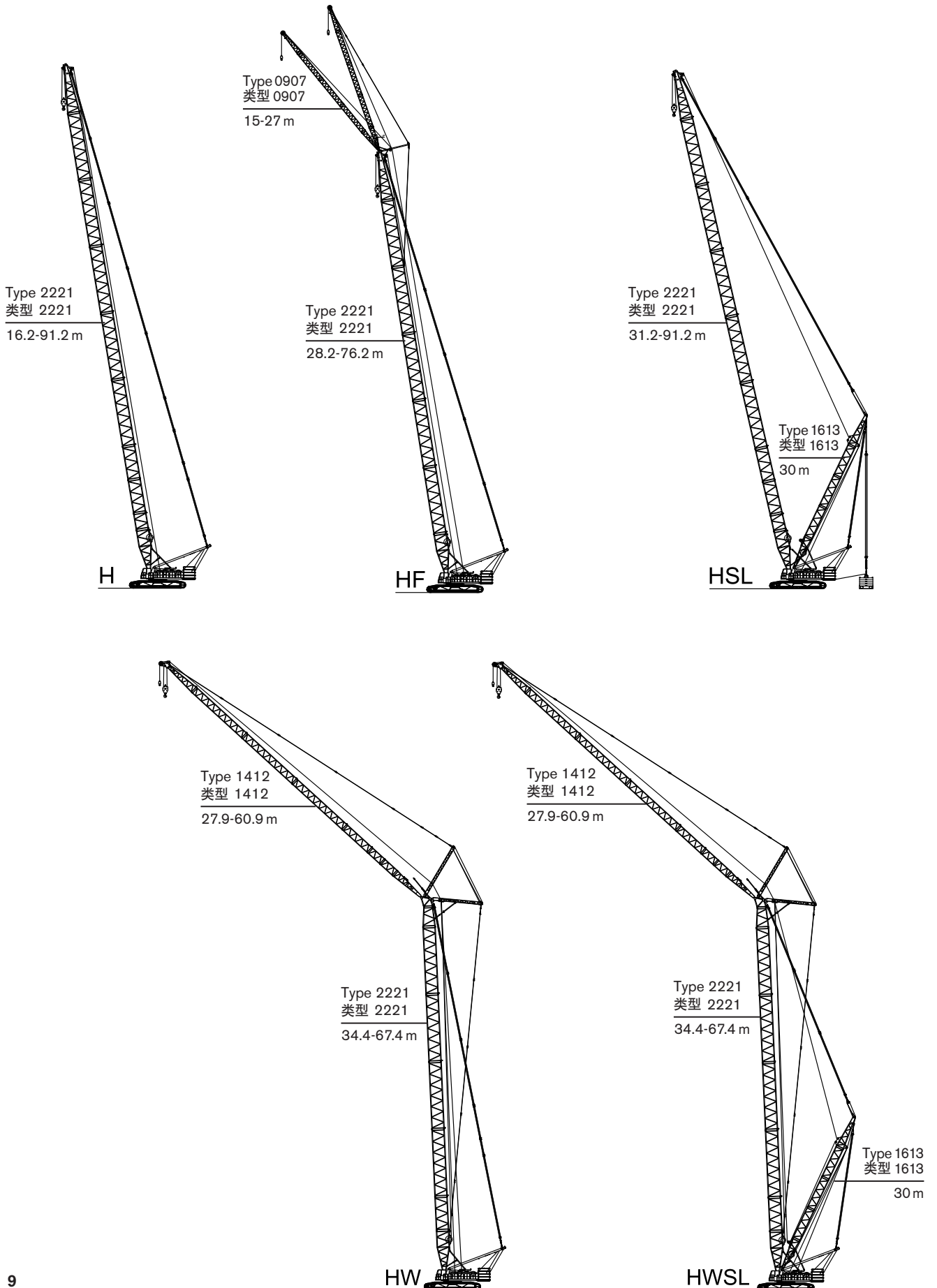
## Central ballast · 车体中心配重





# BOOM COMBINATIONS · 臂杆组合

**POWERLIFT 7000**  
**拓力 7000**



## Erection / Lowering of the POWERLIFT 7000 boom systems to the ground · 拓力 7000 臂杆系统的支起/放下

HW 变幅副臂工况	Main boom · 主臂			
	58.4 m	61.4 m	64.4 m	67.4 m
Luffing fly jib 副臂				
27.9 m	-	▲	▲	▲
30.9 m	-	▲	▲	▲
33.9 m	▲	▲	▲	▲
36.9 m	▲	▲	▲	▲
39.9 m	▲	▲	▲	▲
42.9 m	▲	▲	▲	▲
45.9 m	▲	▲	▲	▲
48.9 m	▲	▲	▲	▲
51.9 m	▲	▲	▲	▲
54.9 m	▲	▲	▲	▲
57.9 m	▲	▲	▲	▲
60.9 m	▲	▲	▲	▲

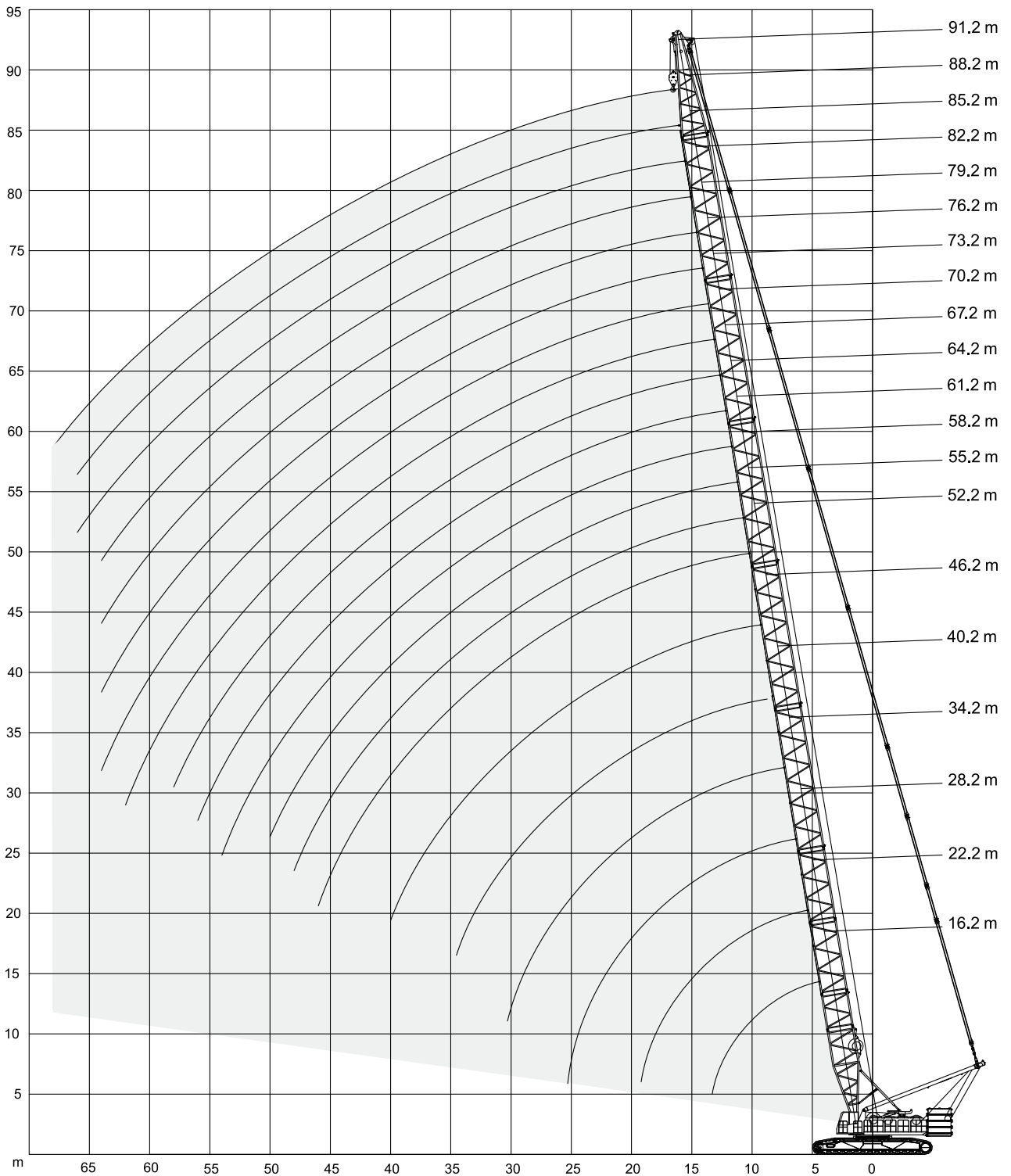
**Remarks · 备注**  
In addition to marking "▲" of the jib combinations need to use assisting equipment, all other conditions are not required auxiliary equipment.  
除标记"▲"的臂架组合需使用辅助起重设备，其余所有工况均不需辅助设备。

# MAIN BOOM · 主臂

Working ranges (H) · 工作范围 (H)

POWERLIFT 7000

拓力 7000



# MAIN BOOM · 主臂

Lifting capacities (H) · 起重能力 (H)

**POWERLIFT 7000**  
**拓力 7000**

		80 t + 20 t central ballast · 80 t + 20 t 中心配重										7.50 m		360°		GB / ISO		
		16.2m 22.2m 28.2m 34.2m 40.2m 46.2m 52.2m 55.2m 58.2m 61.2m																
		m t t t t t t t t t t																
5.3	250.0	-	-	-	-	-	-	-	-	-	-	-	-	-	-	-	-	5.3
6	218.4	203.1	-	-	-	-	-	-	-	-	-	-	-	-	-	-	-	6
7	182.0	172.7	166.5	-	-	-	-	-	-	-	-	-	-	-	-	-	-	7
8	165.5	156.5	148.6	139.3	-	-	-	-	-	-	-	-	-	-	-	-	-	8
9	140.6	133.7	127.6	122.2	116.7	-	-	-	-	-	-	-	-	-	-	-	-	9
10	122.3	116.8	111.9	107.3	103.2	97.1	-	-	-	-	-	-	-	-	-	-	-	10
12	95.0	92.8	89.2	86.1	83.1	80.3	78.2	75.6	-	-	-	-	-	-	-	-	-	12
14	76.9	76.4	74.2	71.7	69.3	67.1	65.5	64.6	63.5	62.2	14	14	14	14	14	14	14	14
15	-	69.7	68.4	66.2	64.1	62.0	60.6	59.8	58.9	58.0	15	15	15	15	15	15	15	15
16	-	64.2	63.4	61.5	59.5	57.6	56.4	55.5	54.8	53.9	16	16	16	16	16	16	16	16
18	-	55.0	54.5	53.6	51.9	50.2	49.2	48.5	47.7	47.0	18	18	18	18	18	18	18	18
20	-	48.2	47.5	46.9	46.2	44.4	43.4	42.7	42.1	41.5	20	20	20	20	20	20	20	20
22	-	-	42.0	41.4	40.9	39.6	38.6	38.2	37.5	37.0	22	22	22	22	22	22	22	22
24	-	-	37.5	37.0	36.3	35.7	34.9	34.3	33.8	33.4	24	24	24	24	24	24	24	24
26	-	-	-	33.4	32.7	32.0	31.4	31.2	30.7	30.2	26	26	26	26	26	26	26	26
28	-	-	-	30.3	29.6	28.9	28.4	28.1	27.8	27.5	28	28	28	28	28	28	28	28
30	-	-	-	27.6	26.9	26.3	25.7	25.5	25.2	24.9	30	30	30	30	30	30	30	30
32	-	-	-	-	24.8	24.1	23.5	23.1	22.8	22.5	32	32	32	32	32	32	32	32
34	-	-	-	-	22.8	22.0	21.4	21.1	20.9	20.6	34	34	34	34	34	34	34	34
36	-	-	-	-	-	20.4	19.8	19.4	19.1	18.8	36	36	36	36	36	36	36	36
38	-	-	-	-	-	18.8	18.2	17.9	17.6	17.3	38	38	38	38	38	38	38	38
40	-	-	-	-	-	17.5	16.7	16.4	16.5	15.9	40	40	40	40	40	40	40	40
42	-	-	-	-	-	-	15.6	15.3	14.9	14.6	42	42	42	42	42	42	42	42
44	-	-	-	-	-	-	14.5	14.1	13.8	13.5	44	44	44	44	44	44	44	44
46	-	-	-	-	-	-	13.4	13.1	12.8	12.4	46	46	46	46	46	46	46	46
48	-	-	-	-	-	-	-	12.2	11.9	11.5	48	48	48	48	48	48	48	48
50	-	-	-	-	-	-	-	-	11.0	10.6	50	50	50	50	50	50	50	50
52	-	-	-	-	-	-	-	-	-	9.9	52	52	52	52	52	52	52	52
54	-	-	-	-	-	-	-	-	-	9.2	54	54	54	54	54	54	54	54

# MAIN BOOM · 主臂

Lifting capacities (H) · 起重能力 (H)

**POWERLIFT 7000**

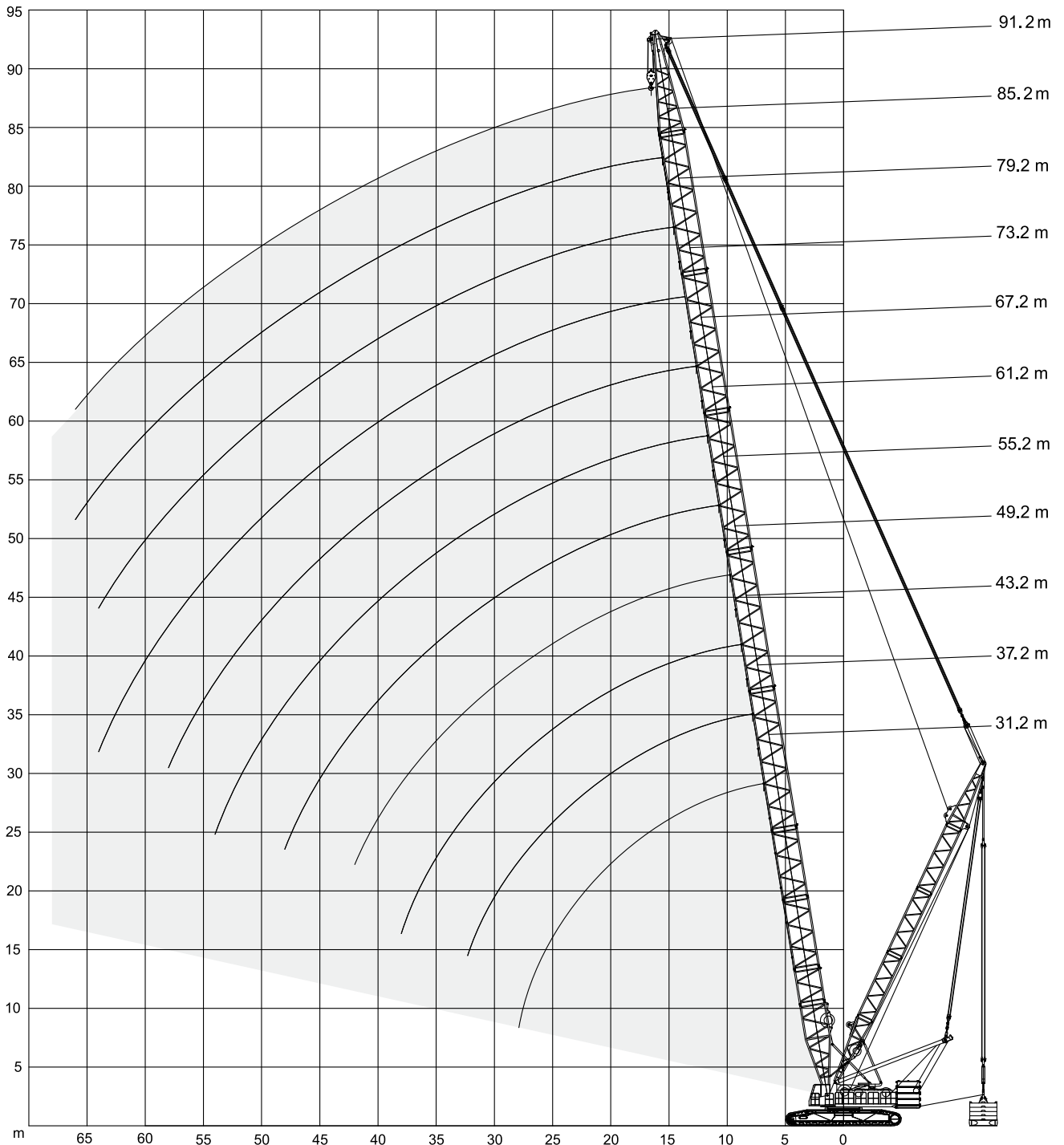
**拓力 7000**

		80 t + 20 t central ballast · 80 t + 20 t 中心配重										7.50 m	360°	GB / ISO
		64.2m	67.2m	70.2m	73.2m	76.2m	79.2m	82.2m	85.2m	88.2m	91.2m			
		m	t	t	t	t	t	t	t	t	t	m		
14		57.7	55.4	-	-	-	-	-	-	-	-	14		
15		56.8	52.4	50.0	48.5	46.5	45.5	-	-	-	-	15		
16		53.1	51.7	47.6	46.3	45.4	44.5	43.5	40.0	37.0	-	16		
18		46.3	45.7	45.0	43.0	39.9	39.1	38.2	37.5	34.8	32.0	18		
20		40.9	40.4	39.7	39.1	35.4	34.7	33.9	33.2	31.8	29.1	20		
22		36.5	35.9	35.4	34.8	31.7	31.0	30.2	29.6	28.9	26.6	22		
24		32.8	32.2	31.7	31.3	29.4	28.9	28.2	26.6	25.9	24.5	24		
26		29.6	29.1	28.7	28.2	26.8	26.1	25.5	24.0	23.3	22.5	26		
28		26.9	26.4	26.1	25.6	24.3	23.7	23.1	22.6	21.9	20.5	28		
30		24.5	24.2	23.7	23.3	22.2	21.6	21.0	20.5	19.9	19.3	30		
32		22.2	21.9	21.6	21.3	20.3	19.7	19.1	18.6	18.1	17.6	32		
34		20.3	20.0	19.6	19.2	18.5	18.0	17.5	17.1	16.4	15.9	34		
36		18.5	18.2	17.9	17.5	16.8	16.5	15.9	15.5	15.0	14.5	36		
38		17.0	16.6	16.3	15.9	15.3	15.1	14.6	14.2	13.7	13.2	38		
40		15.6	15.3	14.9	14.6	13.9	13.7	13.3	13.0	12.5	12.0	40		
42		14.2	13.9	13.6	13.4	12.8	12.5	12.1	11.9	11.4	10.9	42		
44		13.2	12.8	12.5	12.2	11.6	11.3	11.0	10.8	10.4	10.0	44		
46		12.1	11.9	11.5	11.2	10.7	10.4	10.0	9.8	9.5	9.0	46		
48		11.2	10.9	10.5	10.2	9.8	9.5	9.2	8.9	8.5	8.2	48		
50		10.3	10.0	9.7	9.4	8.9	8.6	8.3	8.1	7.7	7.4	50		
52		9.6	9.3	8.9	8.6	8.2	7.9	7.5	7.3	7.0	6.7	52		
54		8.8	8.5	8.2	7.8	7.5	7.2	6.9	6.7	6.2	5.9	54		
56		8.1	7.8	7.5	7.1	6.9	6.6	6.2	6.0	5.6	5.3	56		
58		-	7.2	6.8	6.4	6.2	5.9	5.6	5.4	5.0	4.8	58		
60		-	-	6.2	5.8	5.4	5.2	5.1	4.9	4.5	4.2	60		
62		-	-	5.6	5.3	5.0	4.9	4.7	4.4	4.0	3.6	62		
64		-	-	-	4.8	4.6	4.4	4.2	3.8	3.5	3.2	64		
66		-	-	-	-	-	-	-	3.4	3.0	2.7	66		
68		-	-	-	-	-	-	-	-	-	2.3	68		

# MAIN BOOM · 主臂

**POWERLIFT 7000**  
**拓力 7000**

**Working ranges with Superlift (HSL) ·**  
**使用超级起重的工作范围 (HSL)**





# MAIN BOOM · 主臂

**POWERLIFT 7000**  
**拓力 7000**

**Lifting capacities with Superlift (HSL) ·**  
**使用超级起重的起重能力 (HSL)**

80 t + 20 t central ballast · 80 t + 20 t 中心配重  7.50 m 360° GB / ISO

		 (m)																										
		8	9	10	12	14	15	16	18	20	22	24	26	28	30	32	34	36	38	40	42	44	46	48	50	52	54	
31.2m	0	178	163	148	119	94.8	85.9	78.5	66.9	58.1	51.2	45.7	41.2															
	10	190	175	160	132.6	105.7	95.8	87.6	74.6	64.9	57.3	51.2	46.2															
	50		205	195	167	143	133	124	105.9	92.3	81.7	73.1	66.2															
	90			210	195	170	160	150	133	119.7	106	95	86.1															
37.2m	0		160	145	115.9	94.5	85.7	78.2	66.5	57.7	50.9	45.4	40.9	37	33.9	31.1												
	10		175	159	129.4	105.4	95.6	87.3	74.3	64.5	56.9	50.8	45.8	41.6	38.1	35												
	50			180	161	142	132	123.7	105.6	91.9	81.3	72.8	65.7	59.9	55	50.8												
	90				175	163	158	148	132	119.3	105.7	94.7	85.7	78.3	71.8	66.4												
43.2m	0			139.2	111.5	93.1	85.4	78	66.3	57.4	50.5	45	40.5	36.8	33.6	30.8	28.4	26.3	24.4									
	10			150	125	104.2	95.3	87	74	64.3	56.6	50.5	45.5	41.3	37.7	34.7	32.1	29.7	27.7									
	50			160	145	132	126	121	105.3	91.6	81	72.4	65.4	59.6	54.6	50.3	46.7	43.5	40.6									
	90				135	130	125	118	111	104	94.3	85.4	77.9	71.6	66.1	61.4	57.2	53.6										
49.2m	0				108	90	83	77.3	65.9	57.1	50.2	44.7	40.2	36.3	33.2	30.4	28	25.9	24.1	22.4	21							
	10				118	101	93.5	86.8	73.7	63.9	56.3	50.2	45.1	41	37.4	34.3	31.7	29.4	27.3	25.5	23.8							
	50				125	115	110	108	100	91.3	80.6	72.1	65	59.2	54.3	50	46.3	43.1	40.3	37.7	35.4							
	90					115	110	108	100	95	90	85	80	77.6	71.1	65.7	61	56.9	53.1	49.9	47							
55.2m	0					104	86.9	80.5	75	65.7	56.8	49.9	44.3	39.8	36	32.8	30.1	27.7	25.6	23.7	22.1	20.6	19.3	18.1	17			
	10						98	90.5	84.3	73.5	63.7	56	49.8	44.8	40.6	37	34	31.3	29	27	25.1	23.5	22	20.7	19.5			
	50						100	95	93	85	80	75	70.5	64.7	58.9	53.9	49.7	45.9	42.7	39.8	37.3	35	33	31.1	29.4			
61.2m	0						85	78.5	73	63.1	56.5	49.6	44	39.5	35.7	32.4	29.7	27.3	25.2	23.3	21.7	20.2	18.9	17.7	16.5	15.6	14.6	13.7
	10						86	82.5	79	71.5	63.3	55.7	49.5	44.4	40.3	36.7	33.6	31	28.6	26.5	24.7	23	21.6	20.3	19	17.9	16.9	15.9
	50							83	80	75	70	66	62	60	57	53.6	49.3	45.6	42.3	39.5	37	34.6	32.6	30.7	29	27.5	26.1	24.7

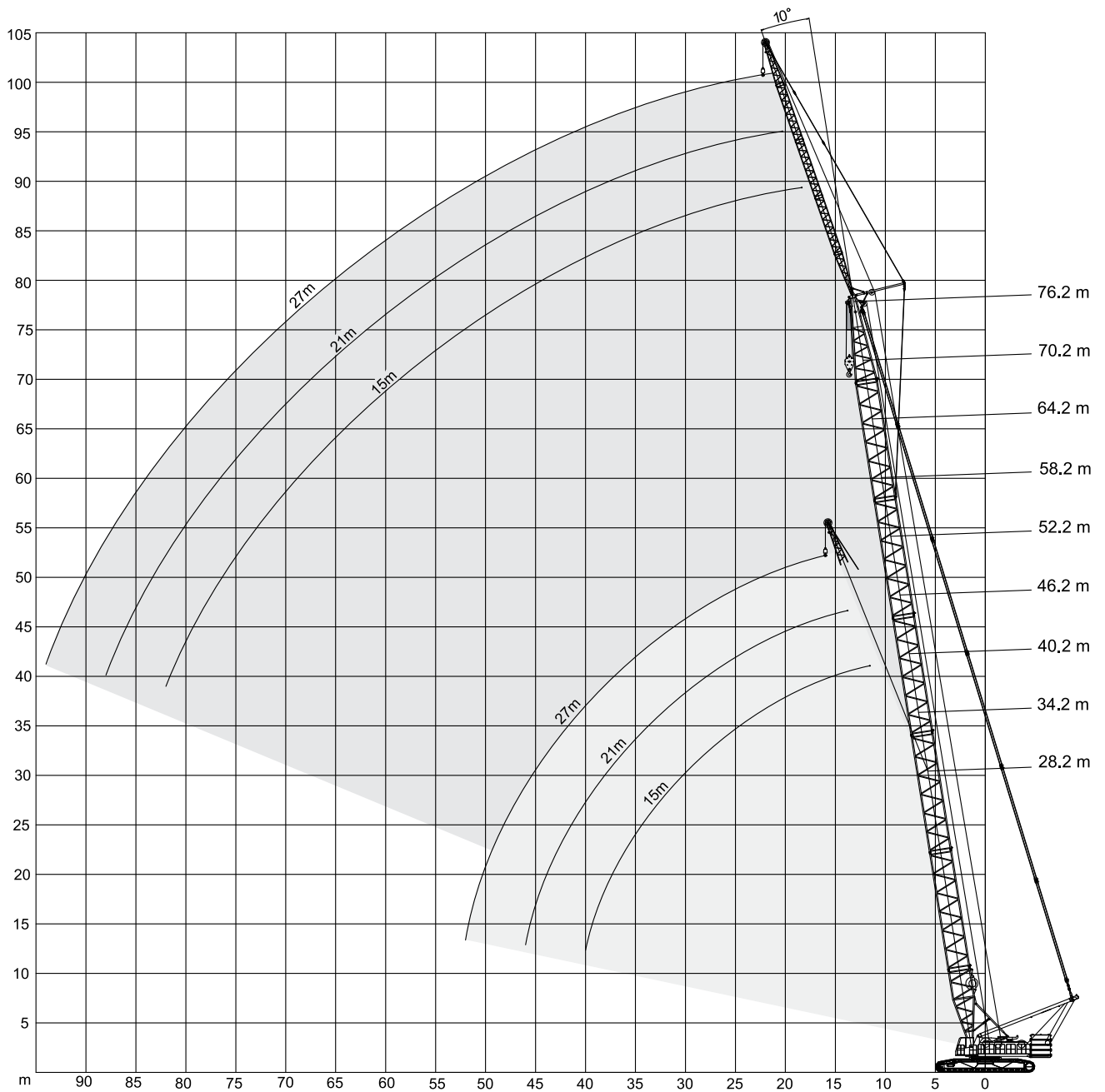
		 (m)																											
		14	15	16	18	20	22	24	26	28	30	32	34	36	38	40	42	44	46	48	50	52	54	56	58	60	62	64	66
67.2m	0	72	70	68	62	55	49.3	43.7	39.1	35.3	32.1	29.3	27	24.8	23	21.3	19.8	18.5	17.3	16.2	15.1	14.3	13.4	12.6	11.8				
	10			69.5	65	60.5	55.3	49.1	44.1	39.9	36.3	33.2	30.3	28.3	26.2	24.3	22.7	21.2	19.9	18.7	17.6	16.5	15.6	14.7	13.9				
	50				65	61	57.5	54	52	49	47	45	43	42	39.1	36.5	34.3	32.2	30.3	28.7	27	25.7	24.3	23.1	22				
73.2m	0		61	59	55	52	47.5	43.4	38.8	35	31.7	29	26.5	24.4	22.5	20.9	19.4	18.1	16.9	15.7	14.8	13.8	13	12.2	11.5	10.8	10.1	9.5	
	10				57	53.5	50.2	47.2	43.3	39.5	35.9	32.9	30.2	27.8	25.8	23.9	22.3	20.8	19.5	18.3	17.1	16.1	15.1	14.3	13.5	12.7	12	11.3	
	50					50.2	47.4	44.8	43	41	39.5	37.5	35	32.8	32	31	29.5	29.5	28.4	26.7	25.2	23.9	22.7	21.6	20.5	19.6	18.7		
79.2m	0		52.5	51	47.5	44.5	42	39.5	37	34.6	31.4	28.6	26.2	24.1	22.2	20.5	19	17.7	16.4	15.4	14.3	13.4	12.5	11.7	11	10.3	9.7	9.1	
	10				48.5	45.5	43.1	40.7	38.6	37.2	34.8	32.5	29.8	27.5	25.4	23.6	21.9	20.4	19.1	17.8	16.7	15.7	14.8	13.9	13	12.3	11.6	11	
85.2m	0			44.5	41.8	39.3	37	35.5	33.1	31	29.5	27.8	25.7	23.7	21.7	20.1	18.6	17.3	16.1	15	13.9	13	12.2	11.3	10.6	9.9	9.3	8.7	8.2
	10				39.8	37.5	35.5	33.6	31.8	30.2	29	28	27.1	25	23.1	21.5	20	18.7	17.4	16.3	15.3	14.3	13.5	12.6	11.9	11.2	10.5	9.9	
91.2m	0				37	34.8	32.8	31	29.3	28	26.3	25	24	22.5	21.2	19.7	18.2	16.9	15.7	14.5	13.5	12.6	11.7	11	10.2	9.5	8.9	8.3	7.7

# FIXED JIB · 固定副臂

Working ranges (HF) · 工作范围 (HF)

POWERLIFT 7000

拓力 7000





# FIXED JIB · 固定副臂

Lifting capacities (HF) · 起重能力 (HF)

**POWERLIFT 7000**

**拓力 7000**

80 t + 20 t central ballast · 80 t + 20 t 中心配重												15 m		7.50 m		360°		GB / ISO	
		28.2 m		34.2 m		40.2 m		46.2 m		52.2 m									
		10°	30°	10°	30°	10°	30°	10°	30°	10°	30°								
m	t	t	t	t	t	t	t	t	t	t	t	m							
10	24.2	-	-	-	-	-	-	-	-	-	-	10							
12	23.5	-	24.2	-	-	-	-	-	-	-	-	12							
14	22.4	16.5	23.1	-	24.3	-	24.3	-	24.2	-	-	14							
16	21.2	16.1	22.1	16.5	23.0	16.5	23.2	-	23.7	-	-	16							
18	20.1	15.7	21.2	16.0	22.2	16.2	22.4	16.5	22.9	16.5	18	18							
20	19.1	15.2	20.3	15.6	21.4	16.0	21.7	16.1	22.2	16.2	20	20							
22	18.3	14.5	19.6	15.1	20.6	15.5	20.9	15.9	21.4	16.0	22	22							
24	17.5	13.9	18.8	14.5	20.0	15.0	20.2	15.4	20.7	15.8	24	24							
26	16.8	13.3	18.2	14.0	19.4	14.6	19.5	15.0	20.1	15.3	26	26							
28	15.8	12.7	17.6	13.4	18.7	14.0	18.9	14.5	19.5	14.9	28	28							
30	15.1	12.2	16.8	12.9	18.1	13.5	18.3	14.1	19.0	14.6	30	30							
32	14.4	11.8	16.0	12.4	17.6	13.1	17.7	13.6	18.5	14.1	32	32							
34	13.7	11.4	15.3	12.0	16.9	12.6	17.1	13.1	17.9	13.6	34	34							
36	13.1	11.1	14.6	11.7	16.2	12.2	16.3	12.6	17.5	13.3	36	36							
38	12.6	10.9	13.9	11.3	15.5	11.9	15.6	12.4	16.4	12.9	38	38							
40	12.4	10.8	13.2	11.1	14.9	11.6	14.9	12.1	15.4	12.6	40	40							
42	-	10.7	12.7	10.9	14.1	11.4	14.2	11.8	14.5	12.2	42	42							
44	-	-	12.5	10.8	13.3	11.1	13.5	11.5	13.7	12.0	44	44							
46	-	-	12.1	10.7	12.7	10.9	12.7	11.3	12.9	11.7	46	46							
48	-	-	-	-	12.1	10.8	12.1	11.1	12.2	11.3	48	48							
50	-	-	-	-	11.4	10.7	11.5	10.8	11.6	10.7	50	50							
52	-	-	-	-	11.2	10.6	10.9	10.3	10.9	10.2	52	52							
54	-	-	-	-	11.0	10.5	10.6	10.0	10.2	9.8	54	54							
56	-	-	-	-	-	-	10.5	9.9	9.6	9.4	56	56							
58	-	-	-	-	-	-	-	9.8	9.0	9.0	58	58							
60	-	-	-	-	-	-	-	-	8.7	8.8	60	60							
62	-	-	-	-	-	-	-	-	8.4	8.5	62	62							
64	-	-	-	-	-	-	-	-	-	8.3	64	64							

# FIXED JIB · 固定副臂

Lifting capacities (HF) · 起重能力 (HF)

**POWERLIFT 7000**  
**拓力 7000**

80 t + 20 t central ballast · 80 t + 20 t 中心配重		15 m		7.50 m		360°		GB / ISO	
58.2 m		64.2 m		70.2 m		76.2 m			
10° 30°		10° 30°		10° 30°		10° 30°			
m	t	t	t	t	t	t	t	t	m
16	24.2	-	24.2	-	-	-	-	-	16
18	23.4	-	23.7	-	24.2	-	24.2	-	18
20	22.7	16.5	23.0	-	23.4	-	23.8	-	20
22	21.9	16.1	22.4	16.5	22.8	16.4	23.2	16.4	22
24	21.3	16.0	21.8	16.2	22.2	16.2	22.6	16.2	24
26	20.7	15.7	21.3	16.1	21.7	16.0	22.1	16.1	26
28	20.1	15.3	20.7	15.9	21.1	15.8	21.6	16.0	28
30	19.6	14.9	20.2	15.6	20.7	15.5	20.2	15.7	30
32	19.1	14.5	19.6	15.2	19.4	15.1	19.1	15.4	32
34	18.5	14.1	18.5	14.9	18.4	14.8	18.1	15.1	34
36	17.4	13.7	17.4	14.5	17.3	14.5	17.2	14.8	36
38	16.5	13.3	16.5	14.1	16.3	14.1	15.7	14.5	38
40	15.6	13.0	15.5	13.7	15.0	13.7	14.5	13.6	40
42	14.7	12.7	14.3	13.4	13.8	12.9	13.3	12.8	42
44	13.7	12.4	13.3	13.0	12.7	12.2	12.2	12.1	44
46	12.8	11.7	12.3	12.3	11.7	11.6	11.2	11.5	46
48	11.9	11.2	11.4	11.7	10.8	11.0	10.3	10.9	48
50	11.0	10.6	10.5	11.1	10.0	10.4	9.5	10.2	50
52	10.3	10.1	9.8	10.6	9.2	9.8	8.7	9.4	52
54	9.6	9.7	9.1	10.1	8.5	9.1	8.0	8.7	54
56	9.0	9.3	8.5	9.6	7.9	8.4	7.4	8.0	56
58	8.4	8.7	7.9	8.9	7.3	7.8	6.8	7.3	58
60	7.8	8.1	7.3	8.3	6.7	7.2	6.2	6.7	60
62	7.3	7.6	6.8	7.7	6.2	6.6	5.7	6.2	62
64	6.9	7.1	6.3	7.2	5.7	6.1	5.2	5.7	64
66	6.5	6.8	5.9	6.7	5.3	5.7	4.8	5.2	66
68	-	6.6	5.5	6.2	4.9	5.2	4.3	4.7	68
70	-	6.4	5.2	5.7	4.5	4.8	3.9	4.3	70
72	-	-	4.9	5.4	4.1	4.4	3.6	3.9	72
74	-	-	-	5.2	3.8	4.0	3.2	3.6	74
76	-	-	-	5.0	3.6	3.7	2.9	3.2	76
78	-	-	-	-	3.5	3.6	2.6	2.9	78
80	-	-	-	-	-	3.4	2.4	2.5	80
82	-	-	-	-	-	-	2.1	2.4	82
84	-	-	-	-	-	-	-	2.2	84
86	-	-	-	-	-	-	-	2.1	86

# FIXED JIB · 固定副臂

Lifting capacities (HF) · 起重能力 (HF)

**POWERLIFT 7000**  
**拓力 7000**

80 t + 20 t central ballast · 80 t + 20 t 中心配重												21 m		7.50 m		360°		GB / ISO	
		28.2 m		34.2 m		40.2 m		46.2 m		52.2 m									
		10°		30°		10°		30°		10°		30°							
m	t	t	t	t	t	t	t	t	t	t	t	m							
12	17.0	-	-	-	-	-	-	-	-	-	-	12							
14	16.4	-	17.0	-	-	-	-	-	-	-	-	14							
16	15.6	-	16.1	-	17.0	-	17.0	-	17.0	-	17.0	16							
18	14.8	10.9	15.4	-	16.0	-	16.2	-	16.5	-	16.5	18							
20	14.1	10.8	14.7	10.9	15.4	10.9	15.6	-	15.9	-	15.9	20							
22	13.6	10.7	14.2	10.8	14.8	10.8	15.1	10.9	15.4	10.9	15.4	22							
24	13.0	10.3	13.6	10.5	14.3	10.7	14.5	10.8	14.9	10.8	14.9	24							
26	12.4	9.8	13.1	10.2	13.8	10.5	14.0	10.6	14.5	10.7	14.5	26							
28	11.7	9.4	12.6	9.8	13.4	10.1	13.6	10.4	14.0	10.5	14.0	28							
30	11.1	9.0	12.0	9.4	13.0	9.8	13.2	10.1	13.6	10.4	13.6	30							
32	10.5	8.7	11.4	9.1	12.6	9.5	12.8	9.8	13.3	10.0	13.3	32							
34	10.0	8.4	10.9	8.8	12.1	9.2	12.5	9.5	12.9	9.7	12.9	34							
36	9.6	8.2	10.4	8.6	11.5	8.9	11.9	9.2	12.5	9.5	12.5	36							
38	9.2	8.0	10.0	8.3	11.1	8.6	11.4	9.0	12.1	9.2	12.1	38							
40	8.8	7.8	9.6	8.1	10.6	8.4	11.0	8.8	11.6	9.0	11.6	40							
42	8.5	7.7	9.2	7.9	10.2	8.3	10.6	8.5	11.2	8.6	11.2	42							
44	8.3	7.6	8.9	7.8	9.9	8.1	10.2	8.3	10.8	8.5	10.8	44							
46	8.2	7.5	8.6	7.7	9.6	7.9	9.9	8.2	10.5	8.3	10.5	46							
48	-	-	8.4	7.6	9.3	7.8	9.6	8.0	10.1	8.1	10.1	48							
50	-	-	8.3	7.5	9.0	7.7	9.3	7.9	9.8	8.0	9.8	50							
52	-	-	8.2	7.4	8.7	7.6	9.0	7.8	9.4	7.9	9.4	52							
54	-	-	-	-	8.5	7.5	8.8	7.7	9.0	7.8	9.0	54							
56	-	-	-	-	8.3	7.4	8.5	7.6	8.6	7.7	8.6	56							
58	-	-	-	-	8.2	7.3	8.3	7.5	8.2	7.6	8.2	58							
60	-	-	-	-	8.1	7.1	8.2	7.4	7.9	7.3	7.9	60							
62	-	-	-	-	-	-	8.1	7.3	7.5	7.0	7.5	62							
64	-	-	-	-	-	-	-	7.2	7.3	6.9	7.3	64							
66	-	-	-	-	-	-	-	-	7.2	6.8	7.2	66							
68	-	-	-	-	-	-	-	-	-	6.7	6.7	68							

# FIXED JIB · 固定副臂

Lifting capacities (HF) · 起重能力 (HF)

**POWERLIFT 7000**  
**拓力 7000**

80 t + 20 t central ballast · 80 t + 20 t 中心配重		21 m		7.50 m		360°		GB / ISO	
58.2 m		64.2 m		70.2 m		76.2 m			
10° 30°		10° 30°		10° 30°		10° 30°			
m	t	t	t	t	t	t	t	t	m
18	17.0	-	17.0	-	-	-	-	-	18
20	16.3	-	16.5	-	16.5	-	17.0	-	20
22	15.7	-	16.0	-	16.3	-	16.5	-	22
24	15.3	10.9	15.6	10.9	15.8	-	16.1	-	24
26	14.8	10.8	15.2	10.8	15.4	10.9	15.7	10.9	26
28	14.4	10.7	14.7	10.7	15.0	10.8	15.3	10.8	28
30	14.0	10.5	14.4	10.6	14.6	10.7	14.9	10.7	30
32	13.7	10.3	14.0	10.4	14.3	10.5	14.6	10.6	32
34	13.3	10.0	13.7	10.2	13.9	10.3	14.3	10.5	34
36	12.9	9.7	13.3	10.0	13.6	10.2	13.9	10.3	36
38	12.6	9.5	13.0	9.7	13.2	10.0	13.0	10.1	38
40	12.3	9.3	12.6	9.5	12.4	9.7	12.3	9.9	40
42	11.8	9.1	11.9	9.3	11.7	9.5	11.6	9.7	42
44	11.3	8.9	11.3	9.1	11.1	9.3	11.0	9.5	44
46	10.8	8.7	10.7	8.9	10.5	9.1	10.4	9.3	46
48	10.2	8.5	10.1	8.7	9.9	8.9	9.8	9.1	48
50	9.7	8.4	9.6	8.6	9.4	8.8	9.3	8.8	50
52	9.2	8.2	9.1	8.4	8.9	8.5	8.8	8.3	52
54	8.8	8.1	8.7	8.3	8.5	8.1	8.4	7.9	54
56	8.4	7.9	8.3	7.9	8.1	7.7	7.9	7.6	56
58	8.1	7.7	7.9	7.6	7.8	7.4	7.3	7.2	58
60	7.7	7.4	7.6	7.2	7.2	7.0	6.7	6.8	60
62	7.4	7.1	7.3	6.9	6.7	6.7	6.2	6.5	62
64	7.1	6.8	6.8	6.6	6.2	6.4	5.7	6.3	64
66	6.8	6.5	6.4	6.3	5.8	6.1	5.3	5.9	66
68	6.4	6.2	6.0	6.1	5.4	5.8	4.8	5.4	68
70	6.1	6.1	5.5	5.9	5.0	5.4	4.4	5.0	70
72	5.7	6.0	5.2	5.5	4.6	5.0	4.1	4.6	72
74	-	5.8	4.8	5.1	4.2	4.6	3.7	4.2	74
76	-	5.6	4.6	4.7	3.9	4.2	3.4	3.8	76
78	-	-	4.3	4.6	3.6	3.9	3.1	3.5	78
80	-	-	-	4.4	3.3	3.5	2.8	3.1	80
82	-	-	-	-	3.0	3.3	2.5	2.8	82
84	-	-	-	-	-	3.1	2.2	2.5	84
86	-	-	-	-	-	3.0	2.0	2.2	86
88	-	-	-	-	-	-	1.8	2.0	88
90	-	-	-	-	-	-	-	1.9	90
92	-	-	-	-	-	-	-	1.8	92

# FIXED JIB · 固定副臂

Lifting capacities (HF) · 起重能力 (HF)

**POWERLIFT 7000**  
**拓力 7000**

80 t + 20 t central ballast · 80 t + 20 t 中心配重												27 m		7.50 m		360°		GB / ISO	
		28.2 m		34.2 m		40.2 m		46.2 m		52.2 m									
		10°		30°		10°		30°		10°		30°							
m	t	t	t	t	t	t	t	t	t	t	t	m							
16	9.6	-	9.6	-	-	-	-	-	-	-	-	16							
18	8.9	-	9.2	-	9.6	-	9.6	-	9.6	-	9.6	18							
20	8.5	-	8.8	-	9.1	-	9.2	-	9.4	-	9.4	20							
22	8.1	6.2	8.4	-	8.8	-	8.9	-	9.1	-	9.1	22							
24	7.8	6.1	8.1	6.2	8.4	6.2	8.6	-	8.7	-	8.7	24							
26	7.4	5.9	7.8	6.0	8.2	6.1	8.2	6.2	8.5	6.2	8.5	26							
28	7.1	5.7	7.4	5.9	7.9	5.9	8.0	6.0	8.2	6.1	8.2	28							
30	6.8	5.5	7.2	5.6	7.6	5.8	7.7	5.8	8.0	6.0	8.0	30							
32	6.6	5.4	6.9	5.5	7.3	5.6	7.5	5.7	7.7	5.8	7.7	32							
34	6.3	5.2	6.6	5.3	7.1	5.5	7.2	5.6	7.5	5.7	7.5	34							
36	6.1	5.0	6.4	5.2	6.9	5.3	7.0	5.4	7.2	5.6	7.2	36							
38	5.9	4.9	6.2	5.1	6.7	5.2	6.8	5.3	7.1	5.4	7.1	38							
40	5.6	4.8	6.0	4.9	6.4	5.1	6.6	5.2	6.8	5.3	6.8	40							
42	5.5	4.7	5.8	4.8	6.3	5.0	6.4	5.1	6.7	5.2	6.7	42							
44	5.3	4.6	5.6	4.7	6.1	4.9	6.2	5.0	6.5	5.1	6.5	44							
46	5.2	4.5	5.4	4.6	5.9	4.8	6.1	4.9	6.3	5.0	6.3	46							
48	5.0	4.4	5.3	4.5	5.7	4.7	5.9	4.8	6.1	4.9	6.1	48							
50	4.9	4.3	5.2	4.4	5.6	4.6	5.7	4.7	6.0	7.8	6.0	50							
52	4.8	4.2	5.1	4.3	5.5	4.5	5.6	4.6	5.8	4.7	5.8	52							
54	-	-	5.0	4.2	5.3	4.4	5.5	4.5	5.7	4.6	5.7	54							
56	-	-	4.9	4.1	5.2	4.3	5.3	4.4	5.6	4.5	5.6	56							
58	-	-	4.8	3.9	5.1	4.2	5.2	4.3	5.5	4.4	5.5	58							
60	-	-	-	-	5.0	4.1	5.1	4.2	5.4	4.3	5.4	60							
62	-	-	-	-	4.9	4.0	5.0	4.1	5.2	-	5.2	62							
64	-	-	-	-	4.8	3.9	4.9	4.0	5.1	-	5.1	64							
66	-	-	-	-	4.7	3.8	4.8	3.9	5.0	-	5.0	66							
68	-	-	-	-	-	-	4.7	3.7	4.9	-	4.9	68							
70	-	-	-	-	-	-	-	-	4.8	-	4.8	70							
72	-	-	-	-	-	-	-	-	4.7	-	4.7	72							

# FIXED JIB · 固定副臂

Lifting capacities (HF) · 起重能力 (HF)

**POWERLIFT 7000**  
**拓力 7000**

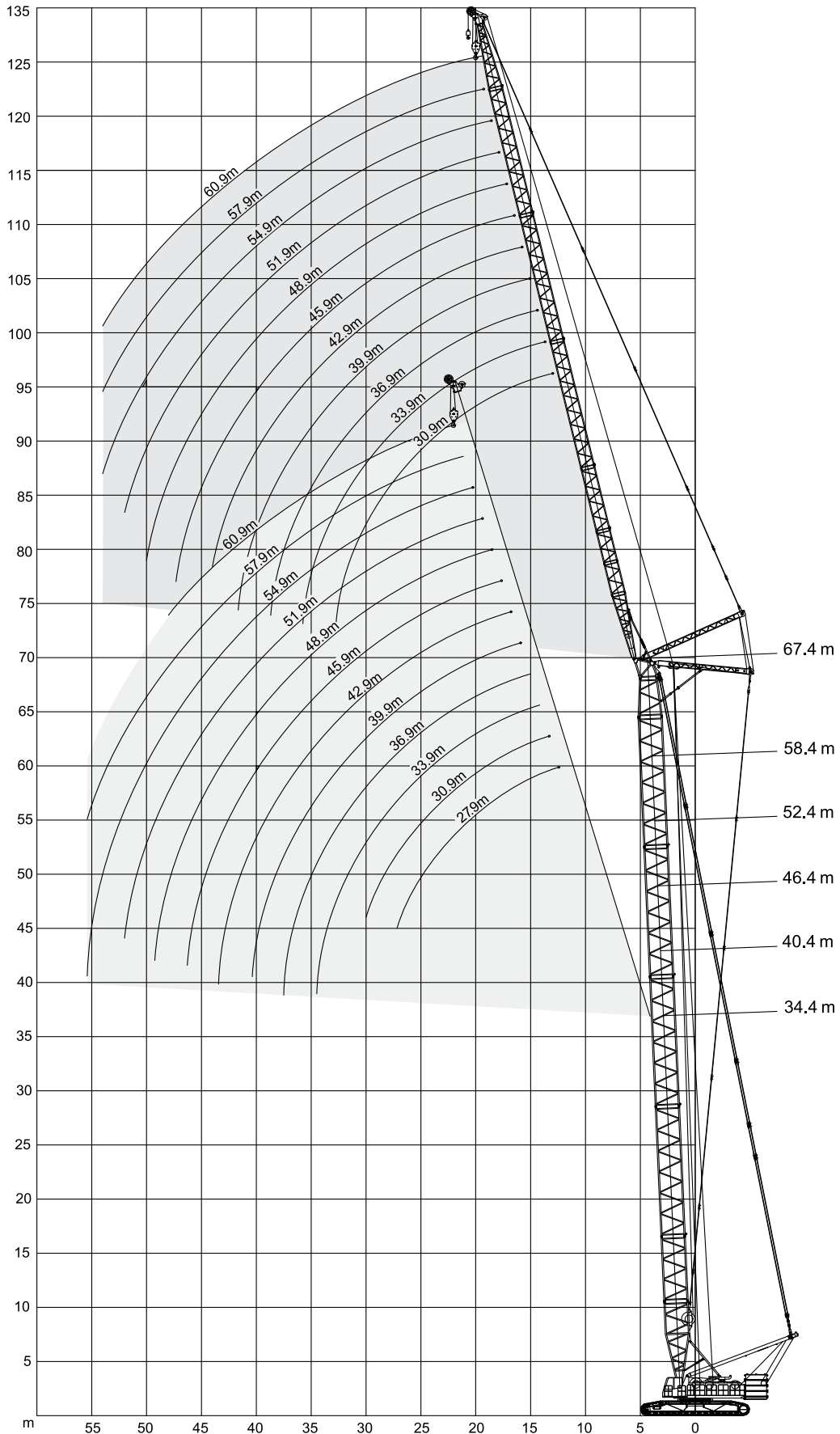
80 t + 20 t central ballast · 80 t + 20 t 中心配重		27 m		7.50 m		360°		GB / ISO	
58.2 m		64.2 m		70.2 m		76.2 m			
10°		30°		10°		30°		10°	
30°		10°		30°		10°		30°	
m	t	t	t	t	t	t	t	t	m
20	9.6	-	9.6	-	-	-	-	-	20
22	9.2	-	9.4	-	9.6	-	9.6	-	22
24	9.0	-	9.1	-	9.2	-	9.4	-	24
26	8.6	-	8.9	-	9.0	-	9.1	-	26
28	8.4	6.2	8.6	6.2	8.7	-	8.9	-	28
30	8.2	6.0	8.4	6.1	8.5	6.1	8.7	6.2	30
32	7.9	5.9	8.1	6.0	8.3	6.0	8.4	6.1	32
34	7.7	5.8	7.9	5.8	8.0	5.9	8.3	6.0	34
36	7.5	5.7	7.7	5.7	7.9	5.8	8.0	5.9	36
38	7.3	5.6	7.5	5.6	7.7	5.7	7.9	5.7	38
40	7.1	5.5	7.3	5.5	7.5	5.6	7.7	5.6	40
42	6.9	5.4	7.1	5.4	7.3	5.5	7.5	5.5	42
44	6.7	5.3	7.0	5.3	7.1	5.4	7.3	5.4	44
46	6.6	5.2	6.8	5.2	7.0	5.3	7.2	5.4	46
48	6.4	5.1	6.6	5.1	6.8	5.2	7.0	5.3	48
50	6.2	5.0	6.5	5.0	6.6	5.1	6.9	5.2	50
52	6.1	4.9	6.3	4.9	6.5	5.0	6.7	5.1	52
54	6.0	4.8	6.1	4.8	6.4	4.9	6.5	5.0	54
56	5.8	4.7	6.0	4.7	6.2	4.8	6.3	4.9	56
58	5.7	4.6	5.9	4.6	6.1	4.7	6.0	4.8	58
60	5.5	4.5	5.8	4.5	5.8	4.6	5.6	4.7	60
62	5.5	4.4	5.7	4.4	5.5	4.5	5.3	4.6	62
64	5.4	4.3	5.4	4.3	5.2	4.4	5.0	4.5	64
66	5.3	4.2	5.1	4.2	4.9	4.3	4.7	4.4	66
68	5.0	4.1	4.9	4.1	4.7	4.2	4.5	4.3	68
70	4.8	4.0	4.6	4.0	4.4	4.1	4.3	4.1	70
72	4.5	3.9	4.4	3.9	4.2	4.0	4.0	3.9	72
74	4.4	3.8	4.2	3.8	3.9	3.8	3.8	3.6	74
76	4.2	3.7	4.0	3.7	3.8	3.6	3.6	3.4	76
78	4.1	3.6	3.8	3.6	3.6	3.4	3.4	3.3	78
80	-	3.5	3.6	3.5	3.4	3.2	3.2	3.0	80
82	-	-	3.5	3.4	3.2	3.1	2.9	2.9	82
84	-	-	3.4	3.3	3.0	3.0	2.6	2.7	84
86	-	-	-	3.2	2.8	2.9	2.4	2.6	86
88	-	-	-	-	2.7	2.7	2.1	2.4	88
90	-	-	-	-	-	2.6	1.9	2.1	90
92	-	-	-	-	-	2.5	1.6	1.8	92
94	-	-	-	-	-	-	1.5	1.6	94
96	-	-	-	-	-	-	-	1.5	96
98	-	-	-	-	-	-	-	1.4	98

# LUFFING FLY JIB · 变幅副臂

Working ranges (HW) · 工作范围 (HW)

**POWERLIFT 7000**

**拓力 7000**






# LUFFING FLY JIB · 变幅副臂




**POWERLIFT 7000**

**Lifting capacities (HW) · 起重能力 (HW)**

**拓力 7000**

80 t + 20 t central ballast · 80 t + 20 t 中心配重  34.4 m  87.5°  7.5 m 360° GB / ISO

	27.9m	30.9m	33.9m	36.9m	39.9m	42.9m	45.9m	48.9m	51.9m	54.9m	57.9m	60.9m	
m	t	t	t	t	t	t	t	t	t	t	t	t	m
12	55.6	-	-	-	-	-	-	-	-	-	-	-	12
14	55.6	55.6	53.6	42.1	-	-	-	-	-	-	-	-	14
16	51.5	51.5	51.3	42.1	36.1	30.8	-	-	-	-	-	-	16
18	43.2	43.2	43.9	39.2	33.2	29.1	24.1	20.9	18.7	-	-	-	18
20	36.9	37.0	37.5	36.4	30.8	26.9	22.4	19.3	17.2	15.0	11.8	-	20
22	32.1	32.2	32.8	33.3	28.7	25.1	20.8	17.9	15.9	13.7	10.9	9.6	22
24	28.3	28.4	28.9	29.3	26.8	23.4	19.4	16.6	14.8	12.8	10.2	8.8	24
26	25.2	25.3	25.7	26.1	25.2	21.8	18.2	15.6	13.7	11.9	9.5	8.2	26
28	22.6	22.7	23.1	23.4	23.4	20.6	17.1	14.6	12.9	11.0	8.8	7.6	28
30	18.9	20.5	20.9	21.2	21.1	19.3	16.1	13.7	12.1	10.3	8.2	7.1	30
32	-	18.2	19.0	19.2	19.2	18.3	15.2	12.9	11.3	9.6	7.7	6.6	32
34	-	-	17.4	17.6	17.6	17.4	14.5	12.2	10.6	8.9	7.3	5.8	34
36	-	-	14.8	16.1	16.1	16.0	13.7	11.5	10.0	8.4	6.8	5.1	36
38	-	-	-	14.5	14.9	14.8	13.0	10.9	9.5	7.9	6.4	4.5	38
40	-	-	-	-	13.7	13.6	12.4	10.4	8.9	7.5	5.9	3.8	40
42	-	-	-	-	11.8	12.6	11.9	9.9	8.5	7.1	5.3	3.3	42
44	-	-	-	-	-	11.3	11.3	9.4	8.0	6.7	4.7	2.8	44
46	-	-	-	-	-	-	11.0	8.9	7.7	6.2	4.2	2.4	46
48	-	-	-	-	-	-	10.9	8.6	7.3	5.9	3.7	2.0	48
50	-	-	-	-	-	-	-	7.3	7.0	5.5	3.3	-	50
52	-	-	-	-	-	-	-	-	6.7	5.0	2.8	-	52
54	-	-	-	-	-	-	-	-	-	4.6	2.5	-	54
56	-	-	-	-	-	-	-	-	-	4.1	2.1	-	56

80 t + 20 t central ballast · 80 t + 20 t 中心配重  40.4 m  87.5°  7.5 m 360° GB / ISO

	27.9m	30.9m	33.9m	36.9m	39.9m	42.9m	45.9m	48.9m	51.9m	54.9m	57.9m	60.9m	
m	t	t	t	t	t	t	t	t	t	t	t	t	m
12	55.6	-	-	-	-	-	-	-	-	-	-	-	12
14	55.6	55.6	53.6	-	-	-	-	-	-	-	-	-	14
16	51.4	50.2	49.3	42.1	36.3	30.9	-	-	-	-	-	-	16
18	43.8	43.8	44.2	39.4	33.5	29.3	24.3	21.0	-	-	-	-	18
20	36.0	37.4	38.1	36.6	31.0	27.1	22.5	19.4	17.3	15.1	11.9	-	20
22	32.6	32.6	33.1	33.6	28.8	25.2	20.9	18.0	16.0	13.8	11.0	9.6	22
24	28.6	28.6	29.1	29.6	26.9	23.5	19.6	16.7	14.9	12.8	10.2	8.8	24
26	25.4	25.5	25.9	26.3	25.3	21.9	18.3	15.6	13.8	11.9	9.5	8.2	26
28	22.7	22.8	23.3	23.6	23.6	20.6	17.2	14.7	12.9	11.0	8.8	7.6	28
30	19.4	20.6	21.0	21.3	21.3	19.4	16.1	13.7	12.1	10.3	8.3	7.1	30
32	-	18.6	19.1	19.3	19.3	18.4	15.3	12.9	11.3	9.7	7.8	6.7	32
34	-	-	17.4	17.7	17.7	17.5	14.5	12.2	10.7	9.0	7.3	5.8	34
36	-	-	15.1	16.2	16.2	16.1	13.7	11.5	10.1	8.4	6.9	5.2	36
38	-	-	-	14.8	14.9	14.9	13.1	10.9	9.5	7.9	6.4	4.5	38
40	-	-	-	-	13.7	13.6	12.5	10.4	8.9	7.5	5.9	4.0	40
42	-	-	-	-	12.1	12.7	11.9	9.9	8.5	7.1	5.3	3.3	42
44	-	-	-	-	-	11.5	11.3	9.4	8.1	6.7	4.8	2.9	44
46	-	-	-	-	-	-	10.9	8.9	7.7	6.2	4.3	2.4	46
48	-	-	-	-	-	-	9.9	8.6	7.3	5.9	3.7	2.0	48
50	-	-	-	-	-	-	-	8.2	7.0	5.5	3.3	-	50
52	-	-	-	-	-	-	-	-	6.7	5.0	2.9	-	52
54	-	-	-	-	-	-	-	-	6.3	4.6	2.5	-	54
56	-	-	-	-	-	-	-	-	-	4.2	2.1	-	56















# LUFFING FLY JIB · 变幅副臂

**POWERLIFT 7000**

**拓力 7000**

**Lifting capacities (HW) · 起重能力 (HW)**

80 t + 20 t central ballast · 80 t + 20 t 中心配重														 46.4 m		 87.5°		 7.5 m		360°		GB / ISO	
				27.9m	30.9m	33.9m	36.9m	39.9m	42.9m	45.9m	48.9m	51.9m	54.9m	57.9m	60.9m								
m	t	t	t	t	t	t	t	t	t	t	t	t	t	t	t	m							
12	42.1	-	-	-	-	-	-	-	-	-	-	-	-	-	-	12							
14	42.1	42.1	42.1	-	-	-	-	-	-	-	-	-	-	-	-	14							
16	42.1	42.1	42.1	42.1	36.3	30.9	-	-	-	-	-	-	-	-	-	16							
18	42.1	42.1	42.1	39.7	33.7	29.5	24.5	21.2	-	-	-	-	-	-	-	18							
20	37.9	38.0	38.6	36.8	31.2	27.2	22.7	19.6	17.5	15.2	12.0	-	-	-	-	20							
22	32.9	32.9	33.5	34.1	29.0	25.3	21.0	18.1	16.1	13.9	11.0	9.7	-	-	-	22							
24	28.9	28.9	29.4	30.0	27.0	23.6	19.7	16.8	14.9	12.9	10.3	8.9	-	-	-	24							
26	25.6	25.7	26.2	26.6	25.4	22.0	18.4	15.7	13.9	12.0	9.6	8.3	-	-	-	26							
28	22.9	23.0	23.5	23.8	23.8	20.7	17.3	14.7	13.0	11.1	8.9	7.7	-	-	-	28							
30	19.9	20.7	21.2	21.5	21.4	19.6	16.2	13.8	12.2	10.3	8.3	7.2	-	-	-	30							
32	-	18.7	19.2	19.6	19.4	18.4	15.3	13.0	11.3	9.7	7.8	6.7	-	-	-	32							
34	-	-	17.5	17.8	17.8	17.5	14.6	12.3	10.7	9.0	7.3	5.9	-	-	-	34							
36	-	-	15.4	16.3	16.3	16.2	13.7	11.5	10.1	8.5	6.9	5.2	-	-	-	36							
38	-	-	-	15.0	15.0	14.9	13.1	10.9	9.5	8.0	6.4	4.6	-	-	-	38							
40	-	-	-	-	13.8	13.7	12.5	10.4	8.9	7.5	5.9	4.0	-	-	-	40							
42	-	-	-	-	12.3	12.7	11.9	9.9	8.5	7.1	5.4	3.4	-	-	-	42							
44	-	-	-	-	-	11.8	11.4	9.4	8.1	6.7	4.8	2.9	-	-	-	44							
46	-	-	-	-	-	-	10.9	8.9	7.7	6.2	4.3	2.4	-	-	-	46							
48	-	-	-	-	-	-	10.0	8.6	7.3	5.9	3.7	2.0	-	-	-	48							
50	-	-	-	-	-	-	-	8.2	7.0	5.5	3.3	-	-	-	-	50							
52	-	-	-	-	-	-	-	-	6.7	5.0	2.9	-	-	-	-	52							
54	-	-	-	-	-	-	-	-	6.3	4.6	2.5	-	-	-	-	54							
56	-	-	-	-	-	-	-	-	-	4.2	2.1	-	-	-	-	56							



80 t + 20 t central ballast · 80 t + 20 t 中心配重														 52.4 m		 87.5°		 7.5 m		360°		GB / ISO	
				27.9m	30.9m	33.9m	36.9m	39.9m	42.9m	45.9m	48.9m	51.9m	54.9m	57.9m	60.9m								
m	t	t	t	t	t	t	t	t	t	t	t	t	t	t	t	m							
14	42.1	42.1	42.1	-	-	-	-	-	-	-	-	-	-	-	-	14							
16	42.1	42.1	42.1	42.1	36.9	-	-	-	-	-	-	-	-	-	-	16							
18	42.1	41.6	41.0	40.0	33.9	27.9	24.6	21.3	-	-	-	-	-	-	-	18							
20	38.4	37.8	37.1	36.3	31.3	27.5	22.8	19.7	17.6	15.3	-	-	-	-	-	20							
22	33.3	33.8	33.9	33.2	29.1	25.5	21.1	18.2	16.2	14.0	11.1	9.8	-	-	-	22							
24	29.1	29.6	29.7	30.3	27.2	23.7	19.8	17.0	15.0	13.0	10.3	8.9	-	-	-	24							
26	25.8	26.2	26.4	26.8	25.5	22.2	18.4	15.8	13.9	12.0	9.6	8.0	-	-	-	26							
28	23.1	23.5	23.6	24.0	24.0	20.8	17.4	14.8	13.0	11.1	8.9	7.0	-	-	-	28							
30	20.4	21.1	21.3	21.6	21.6	19.6	16.3	13.8	12.2	10.4	8.3	5.9	-	-	-	30							
32	-	19.1	19.3	19.7	19.7	18.5	15.4	13.0	11.4	9.7	7.8	5.1	-	-	-	32							
34	-	-	17.6	17.9	17.9	17.5	14.6	12.3	10.7	9.0	7.4	4.3	-	-	-	34							
36	-	-	15.7	16.4	16.4	16.3	13.8	11.6	10.1	8.5	6.9	3.5	-	-	-	36							
38	-	-	-	15.1	15.1	15.0	13.1	11.0	9.6	8.0	6.4	2.8	-	-	-	38							
40	-	-	-	-	13.8	13.8	12.5	10.4	9.0	7.5	6.0	2.2	-	-	-	40							
42	-	-	-	-	12.5	12.7	12.0	9.9	8.5	7.1	5.4	-	-	-	-	42							
44	-	-	-	-	-	11.8	11.4	9.5	8.1	6.7	4.8	-	-	-	-	44							
46	-	-	-	-	-	-	10.9	8.9	7.7	6.2	4.3	-	-	-	-	46							
48	-	-	-	-	-	-	10.2	8.6	7.3	5.9	3.7	-	-	-	-	48							
50	-	-	-	-	-	-	-	8.2	7.0	5.5	3.3	-	-	-	-	50							
52	-	-	-	-	-	-	-	-	6.7	5.1	2.9	-	-	-	-	52							
54	-	-	-	-	-	-	-	-	6.3	4.6	2.5	-	-	-	-	54							
56	-	-	-	-	-	-	-	-	-	4.2	2.1	-	-	-	-	56							

# LUFFING FLY JIB · 变幅副臂



**POWERLIFT 7000**

**Lifting capacities (HW) · 起重能力 (HW)**

**拓力 7000**

80 t + 20 t central ballast · 80 t + 20 t 中心配重  58.4 m 87.5°  7.5 m 360° GB / ISO

	27.9m	30.9m	33.9m	36.9m	39.9m	42.9m	45.9m	48.9m	51.9m	54.9m	57.9m	60.9m	
m	t	t	t	t	t	t	t	t	t	t	t	t	m
14	39.8	39.5	39.3	-	-	-	-	-	-	-	-	-	14
16	36.0	35.8	35.6	27.9	27.9	-	-	-	-	-	-	-	16
18	32.9	32.7	32.4	27.9	27.9	27.9	24.9	21.5	-	-	-	-	18
20	30.3	30.0	29.8	27.9	27.9	27.7	23.0	19.8	17.7	15.6	-	-	20
22	28.0	27.7	27.6	27.4	27.1	25.6	21.3	18.3	16.3	14.4	12.4	10.4	22
24	26.1	25.8	25.6	25.4	25.2	23.8	19.9	17.1	15.1	13.1	11.1	9.2	24
26	24.4	24.1	23.9	23.7	23.5	22.3	18.5	15.8	14.0	12.3	10.5	8.7	26
28	23.1	22.7	22.5	22.2	21.9	20.9	17.4	14.9	13.1	11.3	9.6	7.8	28
30	21.4	21.3	21.1	20.8	20.6	19.7	16.3	13.9	12.3	10.6	8.9	7.3	30
32	-	19.6	19.9	19.7	19.4	18.5	15.4	13.1	11.4	9.8	8.1	6.4	32
34	-	16.7	18.0	18.0	18.0	17.6	14.6	12.3	10.7	9.2	7.6	6.0	34
36	-	-	16.3	16.4	16.4	16.3	13.8	11.6	10.1	8.5	7.0	5.4	36
38	-	-	-	15.1	15.1	15.0	13.1	11.0	9.6	8.1	6.7	5.2	38
40	-	-	-	-	13.9	13.8	12.5	10.4	9.0	7.7	6.3	5.0	40
42	-	-	-	-	12.7	12.8	12.0	9.9	8.5	7.2	5.8	4.5	42
44	-	-	-	-	-	11.9	11.4	9.5	8.1	6.8	5.4	4.1	44
46	-	-	-	-	-	-	10.9	8.9	7.7	6.4	5.2	4.0	46
48	-	-	-	-	-	-	10.4	8.6	7.3	5.9	4.6	3.2	48
50	-	-	-	-	-	-	-	8.2	7.0	5.7	4.5	3.2	50
52	-	-	-	-	-	-	-	-	6.7	5.5	4.4	3.2	52
54	-	-	-	-	-	-	-	-	6.3	5.3	4.3	3.2	54

80 t + 20 t central ballast · 80 t + 20 t 中心配重  67.4 m 87.5°  7.5 m 360° GB / ISO

	30.9m	33.9m	36.9m	39.9m	42.9m	45.9m	48.9m	51.9m	54.9m	57.9m	60.9m	
m	t	t	t	t	t	t	t	t	t	t	t	m
16	21.9	19.6	19.6	19.5	-	-	-	-	-	-	-	16
18	20.1	19.6	19.6	19.5	19.5	17.5	-	-	-	-	-	18
20	18.4	18.3	18.1	18.0	17.8	16.1	13.9	12.4	10.8	9.3	7.7	20
22	17.0	16.8	16.7	16.6	16.5	14.9	12.9	11.4	10.0	8.5	7.1	22
24	15.8	15.7	15.5	15.4	15.2	13.9	12.0	10.6	9.3	7.9	6.6	24
26	14.7	14.7	14.5	14.3	14.1	13.0	11.1	9.9	8.6	7.4	6.1	26
28	13.8	13.7	13.5	13.3	13.2	12.2	10.4	9.2	7.9	6.7	5.4	28
30	13.0	12.9	12.7	12.5	12.4	11.5	9.8	8.6	7.5	6.3	5.2	30
32	12.4	12.2	12.0	11.8	11.6	10.8	9.2	8.0	6.9	5.7	4.6	32
34	11.9	11.5	11.3	11.1	10.9	10.3	8.6	7.6	6.6	5.5	4.5	34
36	-	11.0	10.7	10.6	10.3	9.7	8.1	7.1	6.0	5.0	4.0	36
38	-	-	10.3	10.0	9.8	9.2	7.7	6.7	5.6	4.6	3.5	38
40	-	-	9.3	9.5	9.3	8.7	7.3	6.3	5.4	4.5	3.5	40
42	-	-	-	9.0	8.9	8.4	7.0	5.9	4.9	3.8	2.8	42
44	-	-	-	-	8.3	8.0	6.7	5.7	4.8	3.8	2.9	44
46	-	-	-	-	-	7.6	6.2	5.4	4.6	3.7	2.9	46
48	-	-	-	-	-	7.4	6.0	5.1	4.4	3.6	2.9	48
50	-	-	-	-	-	-	5.7	4.9	4.2	3.4	2.7	50
52	-	-	-	-	-	-	-	4.7	4.1	3.2	2.4	52
54	-	-	-	-	-	-	-	4.5	4.0	3.1	2.3	54

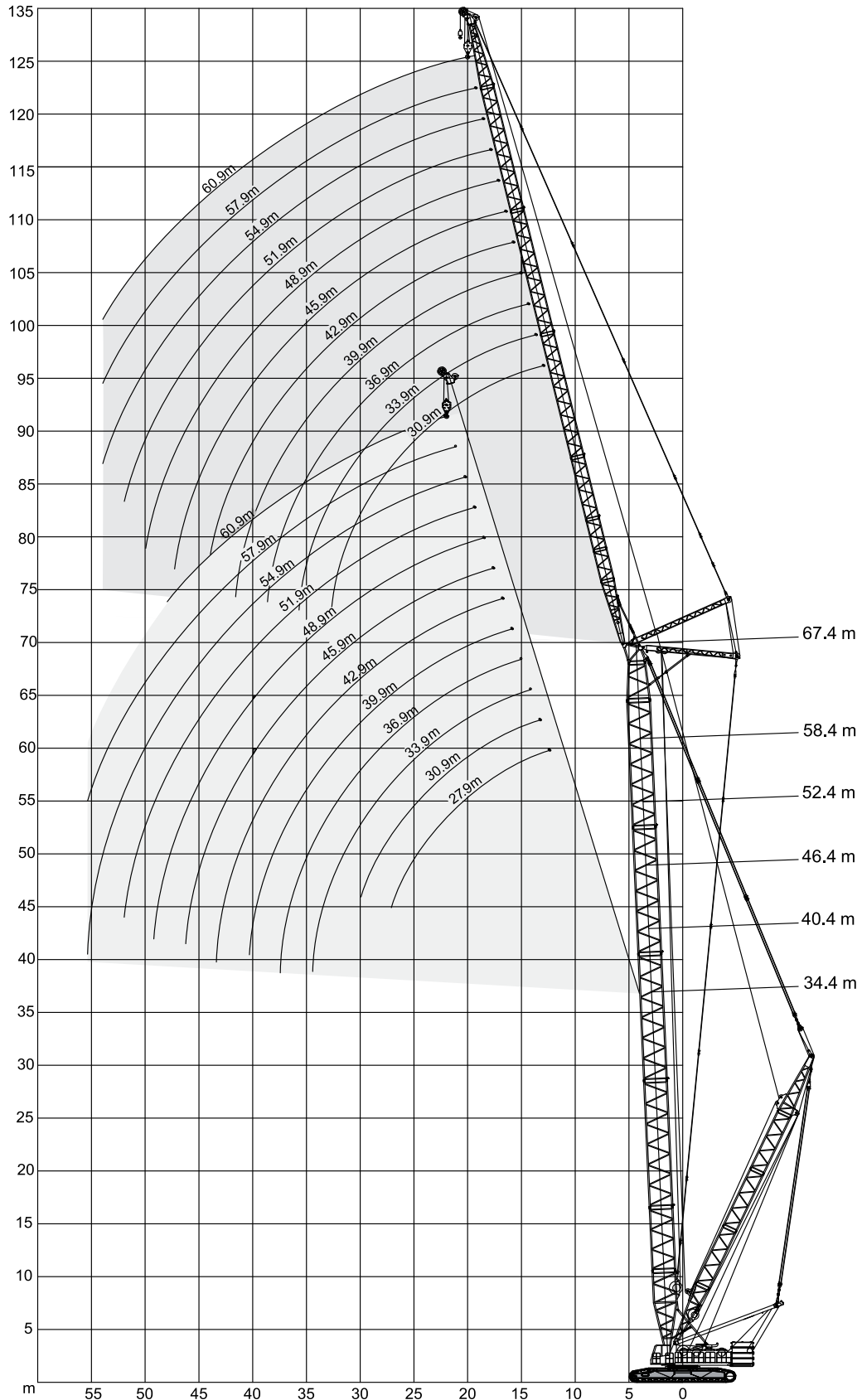
# LUFFING FLY JIB · 变幅副臂

POWERLIFT 7000

拓力 7000

Working ranges with Superlift (HWSL) ·

使用超级起重的工作范围 (HWSL)



# LUFFING FLY JIB · 变幅副臂

**POWERLIFT 7000**  
**拓力 7000**

**Lifting capacities with Superlift (HWSL) ·**  
**使用超级起重的起重能力 (HWSL)**

80 t + 20 t central ballast · 80 t + 20 t 中心配重														34.4 m	87.5°	750 m	360°	GB / ISO
	27.9m	30.9m	33.9m	36.9m	39.9m	42.9m	45.9m	48.9m	51.9m	54.9m	57.9m	60.9m						
m	t	t	t	t	t	t	t	t	t	t	t	t	m					
12	65.6	-	-	-	-	-	-	-	-	-	-	-	12					
14	61.8	60.4	58.2	51.6	-	-	-	-	-	-	-	-	14					
16	54.1	53.6	53.0	48.0	34.5	30.7	-	-	-	-	-	-	16					
18	46.1	45.8	45.6	43.5	40.6	28.8	25.3	22.9	18.9	-	-	-	18					
20	40.1	39.8	39.7	38.8	36.7	26.8	23.7	21.5	17.6	15.8	13.7	-	20					
22	35.3	35.2	35.0	34.8	33.0	31.6	22.2	20.2	16.6	14.8	12.9	11.6	22					
24	31.5	31.4	31.2	31.0	30.0	28.6	20.9	19.0	15.6	14.0	12.2	10.9	24					
26	28.3	28.3	28.1	27.9	27.4	26.1	19.7	17.9	14.7	13.1	11.5	10.2	26					
28	25.7	25.6	25.5	25.3	25.1	24.1	22.7	17.0	13.9	12.3	10.8	9.6	28					
30	22.9	23.4	23.3	23.1	22.9	22.2	21.0	16.0	13.1	11.7	10.2	9.0	30					
32	-	21.3	21.4	21.2	21.1	20.6	19.5	15.2	12.4	10.9	9.5	8.3	32					
34	-	-	19.7	19.5	19.4	19.3	18.2	14.5	11.5	10.1	8.8	7.6	34					
36	-	-	17.8	18.1	18.0	17.8	17.0	16.4	10.8	9.5	8.2	7.0	36					
38	-	-	-	16.7	16.7	16.6	15.9	15.5	10.2	8.9	7.7	6.3	38					
40	-	-	-	-	15.6	15.5	14.9	14.5	9.5	8.3	7.1	5.8	40					
42	-	-	-	-	14.2	14.4	14.0	13.7	8.9	7.7	6.6	5.2	42					
44	-	-	-	-	-	13.3	13.3	12.9	8.4	7.3	6.0	4.7	44					
46	-	-	-	-	-	-	12.6	12.2	8.5	6.7	5.5	4.3	46					
48	-	-	-	-	-	-	12.0	11.5	8.0	6.3	5.1	3.9	48					
50	-	-	-	-	-	-	-	10.9	7.6	5.9	4.6	-	50					
52	-	-	-	-	-	-	-	-	7.1	5.5	4.2	-	52					
54	-	-	-	-	-	-	-	-	-	5.5	3.8	-	54					
56	-	-	-	-	-	-	-	-	-	5.0	3.5	-	56					

80 t + 20 t central ballast · 80 t + 20 t 中心配重														40.4 m	87.5°	750 m	360°	GB / ISO
	27.9m	30.9m	33.9m	36.9m	39.9m	42.9m	45.9m	48.9m	51.9m	54.9m	57.9m	60.9m						
m	t	t	t	t	t	t	t	t	t	t	t	t	m					
12	66.4	-	-	-	-	-	-	-	-	-	-	-	12					
14	62.5	61.0	58.7	-	-	-	-	-	-	-	-	-	14					
16	54.8	54.0	53.1	49.4	33.9	30.4	-	-	-	-	-	-	16					
18	46.9	46.6	46.3	44.4	31.7	28.5	25.1	22.7	-	-	-	-	18					
20	40.7	40.4	40.3	39.6	29.6	26.6	23.4	21.3	17.7	15.9	13.8	-	20					
22	35.8	35.7	35.5	35.5	27.8	24.9	21.9	19.9	16.7	14.8	13.0	11.6	22					
24	31.9	31.7	31.6	31.7	26.0	23.4	20.6	18.8	15.6	14.0	12.2	10.9	24					
26	28.6	28.6	28.5	28.5	24.5	22.0	19.4	17.7	14.8	13.1	11.5	10.3	26					
28	25.9	25.9	25.8	25.9	23.0	20.7	18.3	16.7	13.9	12.4	10.8	9.7	28					
30	23.3	23.6	23.5	23.6	21.5	19.6	17.2	15.8	13.1	11.7	10.2	9.0	30					
32	-	21.6	21.6	21.7	20.1	18.6	16.4	15.0	12.4	11.0	9.5	8.4	32					
34	-	-	19.9	20.0	18.9	17.6	15.5	14.2	11.6	10.2	8.9	7.7	34					
36	-	-	18.1	18.5	17.6	16.6	14.7	13.5	10.9	9.5	8.3	7.0	36					
38	-	-	-	17.1	16.5	15.7	14.0	12.9	10.2	8.9	7.7	6.4	38					
40	-	-	-	-	15.4	14.7	13.2	12.2	9.5	8.3	7.2	5.8	40					
42	-	-	-	-	14.2	13.8	12.5	11.7	9.0	7.8	6.6	5.3	42					
44	-	-	-	-	-	12.9	11.8	11.0	8.5	7.3	6.1	4.8	44					
46	-	-	-	-	-	-	11.2	10.5	7.9	6.8	5.6	4.3	46					
48	-	-	-	-	-	-	10.5	10.0	7.5	6.4	5.1	3.9	48					
50	-	-	-	-	-	-	-	9.6	7.0	5.9	4.7	-	50					
52	-	-	-	-	-	-	-	-	6.7	5.5	4.3	-	52					
54	-	-	-	-	-	-	-	-	6.3	5.1	3.9	-	54					
56	-	-	-	-	-	-	-	-	-	4.7	3.5	-	56					

**Remarks · 备注**

For HWSL a boom power-kit is required · 对于HWSL, 需使用加强重标准节

# LUFFING FLY JIB · 变幅副臂

**POWERLIFT 7000**  
**拓力 7000**

**Lifting capacities with Superlift (HWSL) ·**  
**使用超级起重的起重能力 (HWSL)**

80 t + 20 t central ballast · 80 t + 20 t 中心配重														46.4 m	87.5°	7.50 m	360°	GB / ISO
	27.9m	30.9m	33.9m	36.9m	39.9m	42.9m	45.9m	48.9m	51.9m	54.9m	57.9m	60.9m						
m	t	t	t	t	t	t	t	t	t	t	t	t	m					
12	62.9	-	-	-	-	-	-	-	-	-	-	-	12					
14	58.7	57.3	55.3	-	-	-	-	-	-	-	-	-	14					
16	52.6	52.1	51.2	49.7	34.0	30.4	-	-	-	-	-	-	16					
18	47.0	46.6	46.2	45.1	31.8	28.7	25.2	22.8	-	-	-	-	18					
20	41.3	41.1	40.9	40.2	29.7	26.7	23.5	21.4	17.8	15.9	13.8	-	20					
22	36.3	36.2	36.0	36.1	27.9	25.0	22.0	20.0	16.7	14.9	13.0	11.7	22					
24	32.3	32.2	32.0	32.1	26.1	23.4	20.7	18.8	15.7	14.0	12.3	11.0	24					
26	29.0	28.9	28.8	28.9	24.6	22.1	19.5	17.7	14.8	13.2	11.5	10.3	26					
28	26.2	26.1	26.1	26.1	23.2	20.8	18.3	16.7	14.0	12.4	10.9	9.7	28					
30	23.6	23.8	23.8	23.9	21.6	19.6	17.3	15.9	13.2	11.7	10.2	9.1	30					
32	-	21.8	21.8	21.9	20.2	18.6	16.4	15.0	12.4	11.0	9.6	8.5	32					
34	-	-	20.0	20.1	18.9	17.7	15.6	14.2	11.7	10.3	9.0	7.8	34					
36	-	-	18.3	18.7	17.8	16.7	14.8	13.5	11.0	9.6	8.3	7.1	36					
38	-	-	-	17.3	16.6	15.7	14.1	12.9	10.2	9.0	7.8	6.5	38					
40	-	-	-	-	15.5	14.8	13.3	12.3	9.6	8.3	7.2	5.9	40					
42	-	-	-	-	14.4	13.9	12.5	11.7	9.1	7.8	6.7	5.3	42					
44	-	-	-	-	-	13.0	11.9	11.1	8.5	7.3	6.1	4.8	44					
46	-	-	-	-	-	-	11.3	10.6	8.0	6.8	5.6	4.3	46					
48	-	-	-	-	-	-	10.6	10.1	7.5	6.4	5.1	3.9	48					
50	-	-	-	-	-	-	-	9.6	7.1	6.0	4.7	-	50					
52	-	-	-	-	-	-	-	-	6.7	5.5	4.3	-	52					
54	-	-	-	-	-	-	-	-	6.4	5.1	3.9	-	54					
56	-	-	-	-	-	-	-	-	-	4.7	3.5	-	56					

80 t + 20 t central ballast · 80 t + 20 t 中心配重														52.4 m	87.5°	7.50 m	360°	GB / ISO
	27.9m	30.9m	33.9m	36.9m	39.9m	42.9m	45.9m	48.9m	51.9m	54.9m	57.9m	60.9m						
m	t	t	t	t	t	t	t	t	t	t	t	t	m					
14	52.5	51.1	49.7	-	-	-	-	-	-	-	-	-	14					
16	49.6	48.2	46.7	45.7	34.1	-	-	-	-	-	-	-	16					
18	47.3	45.6	44.0	42.7	31.9	28.2	25.3	22.9	-	-	-	-	18					
20	41.9	41.5	40.7	39.5	29.8	26.8	23.6	21.4	17.9	16.0	-	-	20					
22	36.8	36.8	36.5	36.1	28.0	25.1	22.1	20.1	16.8	15.0	13.0	11.7	22					
24	32.7	32.7	32.4	32.5	26.3	23.5	20.8	18.9	15.7	14.0	12.3	11.0	24					
26	29.3	29.3	29.1	29.2	24.7	22.1	19.5	17.8	14.9	13.2	11.5	10.2	26					
28	26.5	26.6	26.3	26.4	23.3	20.9	18.4	16.8	14.0	12.4	10.9	9.5	28					
30	24.0	24.1	24.0	24.1	21.7	19.7	17.4	15.9	13.2	11.7	10.2	8.7	30					
32	-	22.1	22.0	22.1	20.3	18.7	16.5	15.0	12.5	11.0	9.7	8.0	32					
34	-	-	20.2	20.3	19.0	17.7	15.6	14.2	11.7	10.3	9.0	7.3	34					
36	-	-	18.5	18.8	17.9	16.8	14.8	13.6	11.0	9.6	8.4	6.6	36					
38	-	-	-	17.4	16.7	15.8	14.1	12.9	10.3	9.0	7.8	5.9	38					
40	-	-	-	-	15.6	14.9	13.3	12.3	9.7	8.4	7.3	5.3	40					
42	-	-	-	-	14.5	13.9	12.6	11.7	9.1	7.9	6.7	-	42					
44	-	-	-	-	-	13.1	11.9	11.2	8.5	7.3	6.1	-	44					
46	-	-	-	-	-	-	11.3	10.6	8.1	6.9	5.6	-	46					
48	-	-	-	-	-	-	10.7	10.1	7.5	6.4	5.1	-	48					
50	-	-	-	-	-	-	-	9.6	7.1	6.0	4.7	-	50					
52	-	-	-	-	-	-	-	-	6.7	5.6	4.3	-	52					
54	-	-	-	-	-	-	-	-	6.4	5.1	3.9	-	54					
56	-	-	-	-	-	-	-	-	-	4.7	3.5	-	56					

**Remarks · 备注**

For HWSL a boom power-kit is required · 对于HWSL, 需使用加强重标准节

# LUFFING FLY JIB · 变幅副臂

**POWERLIFT 7000**  
**拓力 7000**

**Lifting capacities with Superlift (HWSL) ·**  
**使用超级起重的起重能力 (HWSL)**

80 t + 20 t central ballast · 80 t + 20 t 中心配重													
58.4 m 87.5° 7.50 m 360° GB / ISO													
	27.9m	30.9m	33.9m	36.9m	39.9m	42.9m	45.9m	48.9m	51.9m	54.9m	57.9m	60.9m	
m	t	t	t	t	t	t	t	t	t	t	t	t	m
16	41.2	40.2	39.2	36.0	31.7	-	-	-	-	-	-	-	16
18	38.3	37.3	26.3	34.2	30.2	28.2	25.4	23.0	-	-	-	-	18
20	36.0	34.9	33.8	32.6	28.8	26.9	23.8	21.5	17.9	16.1	-	-	20
22	33.9	32.8	31.8	31.1	27.4	25.2	22.2	20.2	16.8	15.1	13.5	11.9	22
24	31.7	31.1	30.0	29.3	25.7	23.6	20.8	19.0	15.8	14.1	12.5	11.0	24
26	28.8	28.5	28.2	27.8	24.1	22.2	19.6	17.8	14.9	13.3	11.9	10.4	26
28	26.4	26.2	25.9	25.7	22.7	20.9	18.5	16.9	14.1	12.6	11.1	9.7	28
30	24.2	24.1	23.8	23.7	21.4	19.8	17.4	16.0	13.3	11.9	10.5	9.2	30
32	-	22.1	22.0	21.9	20.3	18.7	16.5	15.1	12.5	11.1	9.8	8.5	32
34	-	19.9	20.2	20.2	19.1	17.8	15.7	14.3	11.8	10.4	9.1	7.9	34
36	-	-	18.6	18.3	18.0	16.8	14.8	13.6	11.0	9.7	8.4	7.2	36
38	-	-	-	17.3	16.8	15.8	14.1	13.0	10.3	9.1	7.9	6.7	38
40	-	-	-	-	15.7	15.0	13.4	12.3	9.7	8.5	7.4	6.3	40
42	-	-	-	-	14.6	14.0	12.7	11.8	9.1	8.0	6.9	5.8	42
44	-	-	-	-	-	13.2	12.0	11.2	8.6	7.4	6.3	5.3	44
46	-	-	-	-	-	-	11.4	10.6	8.1	6.9	5.9	4.9	46
48	-	-	-	-	-	-	10.8	10.1	7.6	6.4	5.4	4.4	48
50	-	-	-	-	-	-	-	9.7	7.2	6.1	5.1	4.1	50
52	-	-	-	-	-	-	-	-	6.7	5.7	4.8	3.8	52
54	-	-	-	-	-	-	-	-	6.4	5.4	4.5	3.6	54
56	-	-	-	-	-	-	-	-	-	5.1	4.1	3.2	56






80 t + 20 t central ballast · 80 t + 20 t 中心配重													
67.4 m 87.5° 7.50 m 360° GB / ISO													
	30.9m	33.9m	36.9m	39.9m	42.9m	45.9m	48.9m	51.9m	54.9m	57.9m	60.9m		
m	t	t	t	t	t	t	t	t	t	t	t	m	
14	38.5	33.0	-	-	-	-	-	-	-	-	-	14	
16	35.0	30.5	28.5	27.5	-	-	-	-	-	-	-	16	
18	32.5	29.0	27.0	26.5	25.5	24.5	-	-	-	-	-	18	
20	31.0	27.5	25.5	24.5	24.0	22.5	20.5	18.0	15.5	-	11.5	20	
22	28.5	25.5	24.0	23.0	22.5	21.0	19.5	16.5	14.5	12.0	11.0	22	
24	27.0	24.5	22.5	21.5	21.0	20.0	18.5	15.0	13.5	11.5	10.5	24	
26	25.5	23.0	22.0	20.5	20.0	19.0	17.5	14.5	12.5	11.0	10.0	26	
28	24.0	22.0	21.0	19.5	19.0	18.0	16.5	14.0	12.0	10.5	9.5	28	
30	22.5	21.0	20.0	19.0	18.5	17.5	15.5	13.5	11.5	10.0	9.0	30	
32	21.5	20.0	19.5	18.0	17.5	16.5	15.0	12.0	11.0	9.5	8.5	32	
34	19.5	19.0	19.0	17.5	17.0	16.0	14.5	11.5	10.5	9.0	8.0	34	
36	-	18.0	17.5	17.0	16.5	15.5	13.5	11.0	10.0	8.5	7.5	36	
38	-	-	16.5	15.5	15.0	14.5	13.0	10.5	9.5	8.0	7.0	38	
40	-	-	15.5	15.0	14.5	14.0	12.0	10.0	9.0	7.5	6.5	40	
42	-	-	-	14.5	14.0	13.5	11.5	9.5	8.5	7.0	6.0	42	
44	-	-	-	-	13.5	13.0	11.0	9.0	8.0	6.5	5.5	44	
46	-	-	-	-	-	12.0	10.5	8.5	7.5	6.0	5.0	46	
48	-	-	-	-	-	11.5	9.5	8.0	7.0	5.5	4.5	48	
50	-	-	-	-	-	-	8.5	7.5	6.5	5.0	4.0	50	
52	-	-	-	-	-	-	-	7.0	6.0	4.5	3.5	52	
54	-	-	-	-	-	-	-	-	5.5	4.0	3.3	54	


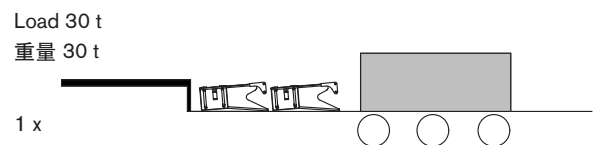
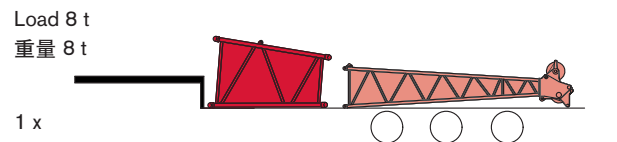
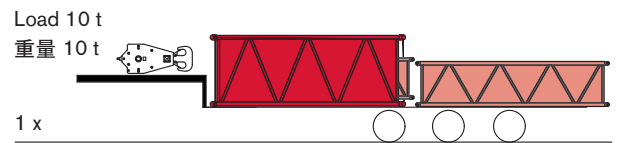
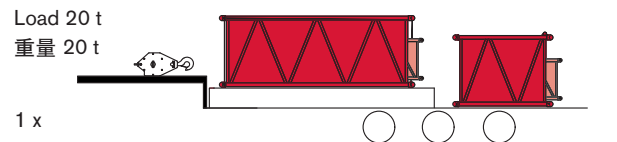
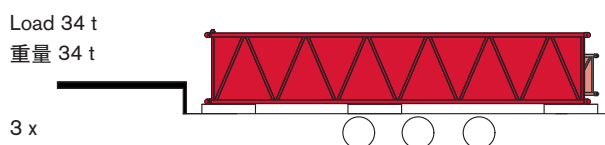
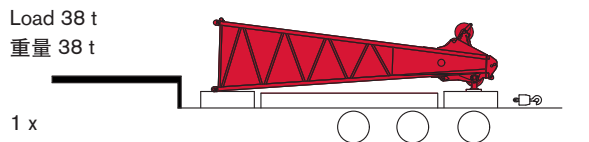
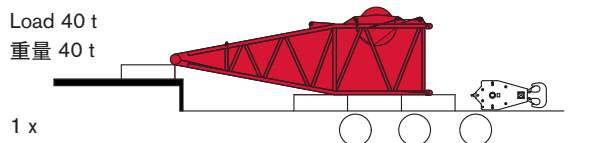
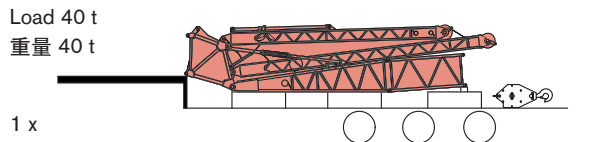
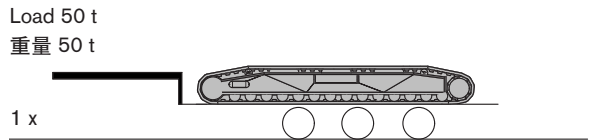
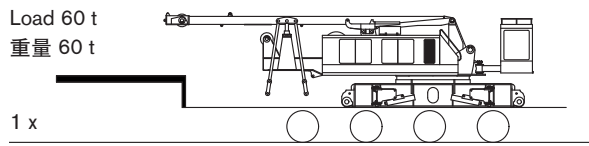
**Remarks · 备注**

For HWSL a boom power-kit is required · 对于HWSL，需使用加强重标准节

# TRANSPORT EXAMPLE · 运输实例

## POWERLIFT 7000 拓力 7000

-  Counterweight · 配重
-  Basic crane · 主机
-  Boom combination · 臂杆组合
-  Boom combination · 臂杆组合
-  Parts boxed · 部件箱



## Crawler Carrier

	3-section carrier comprising of carbody and two crawlers. Hydraulic pin cylinder between crawlers and carbody to provide for easy assembly and removal to minimize width and weight for transportation.
<b>Carbody</b>	Bending- and torsion-resistant welded structure of box type construction, fabricated of structural steel.
<b>Crawlers</b>	Side frames: bending-resistant welded structure of structural steel. Track pads, idler and drive wheels are fabricated of heat treated, high-strength cast steel. Heat treated high-strength cast steel of track rollers and carrier rollers. 14 track rollers and 2 carrier rollers on each side frame with hardened rolling surfaces.
<b>Power train</b>	Each crawler is powered by one hydraulic motor through closed planetary gear units running. Each crawler operates with a variable independent control system.
<b>Outrigger cylinder</b>	Realized self-dismantle/assembly crawlers and loading/unloading basic machine.
<b>Pin cylinder</b>	Each crawler designed with two hydraulic pin cylinders to remove crawler from basic machine easily.

## Superstructure

<b>Counterweight</b>	92.5 t counterweight on the basic machine (incl. counterweight tray).
<b>Frame</b>	Torsion-resistant welded structure fabricated of structural steel. Connected to carrier by triple-row roller bearing slew ring.
<b>Drive</b>	Daimler Chrysler diesel engine type OM 926 LA, 240 kW, 2100 rpm. The engine complies with EUROMOT 2a regulations. Variable double of bent axis design, connecting an axial piston pump of swashplate design for hydrostatic closed circuit transmission and a gear pump, control of driving.
<b>Rope drums</b>	Equipped with 3 rope drums included hoist 1, hoist 2 and boom hoist. LEBUS drum is adopted to ensure normal reeving in multiple layers, The drum is driven with motor by planetary gear reducer, internal-mounted normal-closed wet disc brake. Rexroth counterbalance valve (BVD) and motor shall be closely installed face to face so as to avoid motor abnormal speed and pipe crack and ensure smooth and stable falling.
<b>Gantry</b>	Increased main boom erecting effect.
<b>Slewing system</b>	Closed pump: the pinion is driven with slewing motor by planetary gear reducer, with electromagnetic proportional control. Normal closed disc brake with buffer braking oil circuit shall enable more stable slewing brake, the designed slewing inertia may function accurate slewing, which may realize the function of alignment load's center of gravity.
<b>Control system</b>	Equipped with Finland EPEC controller with color LCD display and Gessmann electronic control joystick from Germany. Information of engine operating, hydraulic system and load moment as well as lifting capacity charts can be showed on the display and the screen will display the relevant fault code when the system works in abnormal condition. All the working speeds are infinitely variable controlled by the lever position, enabling more comfortable. Limit load adjustment controller can optimize engine effective output and emergency control system. Imported HBC remote controller to dismantle more safe and convenient.
<b>Cabin</b>	Comfortable cab with large windscreen and air-conditioner. Shatterproof-glazing all around, full instrumentation and crane controls. A camera system is installed to monitor the rope drums. The cabin can be lifted upwards by cylinder and enlarge vision of cabin.
<b>Electrical equipment</b>	24 V DC system (2 x batteries 12 V, 165 Ah).

## Optional Equipment

<b>Counterweight</b>	Self-assembly counterweight.
<b>GPS</b>	GPS / GSM remote diagnose and satellite positioning.

## Boom combinations

<b>H:</b>	Main boom: foot section 8 m (for drum W1), inserts 3 m, 6 m, 12 m (type 2221, incl. one insert of 6 m and 12 m boom power-kit) and head 8.2 m Main boom lengths: 16.2 m-91.2 m
<b>HW:</b>	Main boom: foot section 8 m, inserts 3 m, 6 m, 12 m, boom tapered section (3.6 m) and tower (without 2 inserts of boom power-kit) Luffing fly jib: foot section 6.15 m, inserts 3 m, 6 m, 12 m (type 1412) and head 6.75 m Main boom lengths: 34.4 m-67.4 m Luffing fly jib lengths: 27.9 m-60.9 m
<b>HF:</b>	Main boom same as H Fixed jib: foot section 4.5 m, inserts 6 m (type 0907) and head 4.5 m Main boom lengths: 28.2 m-76.2 m Fixed jib lengths: 15 m, 21 m and 27 m Offset angle: 10° and 30°
<b>HSL:</b>	Main boom same as H Main boom lengths: 31.2 m-91.2 m Mast: foot section 6 m, 6 m section (type 1613), head section 6 m Mast length: 30 m Superlift equipment (guy rope, cylinder and the tray, 10 t) superlift counterweight 0-80 t
<b>HWSL:</b>	Main boom: foot section 8 m; insert 3 m, 6 m, 12 m, boom tapered section and tower head (2 sections boom power-kit for necessary) Luffing fly jib: foot section 6.15 m, insert 3 m, 6 m, 12 m (type 1412) and jib head section 6.75 m Main boom lengths: 34.4 m-67.4 m Luffing fly jib lengths: 27.9 m-60.9 m Mast: foot section 6 m, insert 6 m (type 1613), head section 6 m Mast length: 30 m



## 底盘

	底盘由三部分组成，车身以及两个履带架。在运输过程中，通过销轴油缸将车体及履带架分离来缩减宽度及重量。
车身	箱形结构抗弯、抗扭。由高强度合金结构钢焊接制造。
履带	支架，由高强度合金结构钢焊接制成。履带板、从动轮和驱动轮均由高强度热处理铸钢制造。支重轮和托轮由高强度热处理锻钢制造。在每边有14个经表面热处理的支重轮和2个托轮。
传动系	每条履带的动力都是由液压马达通过行星齿轮机构提供。整体式减速机马达，结构更加紧凑。每条履带无级变速控制，即可独立，也可反向行走。
支腿油缸	可以实现自拆装履带和主机装卸车。
销轴油缸	每条履带有两个销轴油缸，便于履带从车身上装卸。

## 上车

配重	上车92.5t配重（包含配重底座）。
框架	由抗扭高强度合金结构钢焊接制造而成，使用3排滚子轴承的回转支承连接到底盘车身上。
驱动	采用的是戴姆勒克莱斯勒的柴油发动机，型号为OM 926 LA，输出功率：240 kW、转速为2100 rpm、发动机符合欧2标准；斜轴式变量双泵串联一个斜盘式闭式泵、一个斜盘式恒压变量泵和一个齿轮泵，进行动力控制。
卷扬机	配有3套卷扬机：起升1 (H1)、起升2 (H2) 和起重臂的起升 (E)。采用LEBUS卷筒，保证多层缠绕不乱绳。卷筒由马达通过行星减速机驱动，内藏式常闭盘式制动器。力士乐BVD制动阀与马达贴面安装，防止马达失速和管道破裂，保证平稳下落。
扳起架	提高了主臂的扳起效能。
回转装置	为闭式泵，小齿轮由回转马达通过行星减速机驱动，电磁比例控制，常闭盘式制动器。带有缓冲制动油路，使回转制动更平稳。带有回转惯性阀，可精确回转，可实现自动正钩功能。
控制系统	采用芬兰EPEC控制器配以彩色液晶显示器控制，德国Gessmann电控手柄，显示器显示力矩信息、发动机运行参数，液压系统信息，性能表等。当吊车工作异常时，显示器将显示相应故障报警代码供查询。工作速度可以通过操作手柄实现无级变速。极限负载调节控制器可以优化使用发动机的使用功率、紧急控制系统。德国HBC无线遥控器，使拆装更加安全、便捷。
驾驶室	宽敞舒适的驾驶室配有大挡风玻璃和冷暖风空调，视野开阔。显示器和监视器及起重机控制装置。安装了摄像头以便监视卷扬机钢丝绳的工作情况。驾驶室可通过油缸增大仰视角度，扩大操作室的视野。
电器设备	24V直流电气系统，2块12V/165Ah蓄电池。

## 选装设备

配重油缸	可以安全、平稳的拆卸配重。
GPS	GPS/GSM远程诊断及卫星定位。

## 臂杆组合

H:	主臂：根部8米（用于安装卷扬W1）、标准节3米、6米、12米（2221型，其中6米和12米各有1节加强重臂）和主臂头8.2米 主臂长度16.2米到91.2米
HW:	主臂：根部8米、标准节3米、6米、12米、变截面(3.6m)和塔式头（可以不使用2节加强重臂）。 变幅副臂：根部6.15米、标准节3米、6米、12米（1412型）和副臂头6.75米 主臂长度：34.4米到67.4米 变幅副臂长度：27.9米到60.9米
HF:	主臂：与H相同 固定副臂：根部4.5米、标准节6米（0907型）、头部4.5米 主臂长度：28.2米到76.2米 固定副臂长度：15米、21米和27米 固定副臂与主臂有两种角度10°和30°
HSL:	主臂：与H相同 主臂长度31.2米到91.2米 桅杆：根部6米、标准节6米（1613型）、头部6米 桅杆长度30米 超级提升设备（拉索、油缸及底座约重10t）、超级提升配重0-80t
HWSL:	主臂：根部8米、标准节3米、6米、12米、变截面和塔式头（必须使用2节加强重臂） 变幅副臂：根部6.15米、标准节3米、6米、12米（1412型）和副臂头6.75米 主臂长度：34.4米到67.4米 变幅副臂长度：27.9米到60.9米 桅杆：根部6米、标准节6米（1613型）、头部6米 桅杆长度30米

# NOTES TO LIFTING CAPACITY · 起重能力注释

**POWERLIFT 7000**  
**拓力 7000**

Ratings are in compliance with ISO 4305 and GB3811 (test load = 1.25 x suspended load).

Weight of hook blocks and slings is part of the load, and is to be deducted from the capacity ratings.

Consult operation manual for further details.

**Note:** Data published herein is intended as a guide only and shall not be construed to warrant applicability for lifting purposes. Crane operation is subjected to the computer charts and operation manual both supplied with the crane.

额定起重能力符合 ISO 4305 和 GB3811 (测试载荷 = 1.25 x 悬挂载荷)。

吊钩和吊具的重量是载荷的一部分，应从额定起重能力中扣除。

具体细节请参阅操作手册。

**备注：** 在此所印数据仅供参考，不完全适用实际吊装操作。

随实际起重机操作应根据与起重车辆同时提供的起重机载荷表及操作手册进行。

A large rectangular area with horizontal lines, intended for notes or a table of contents. The lines are evenly spaced and cover the majority of the page's width and height.

# POWERLIFT 7000 拓力 7000

[www.terexcranes.com](http://www.terexcranes.com)

Effective Date: November 2010. Product specifications and prices are subject to change without notice or obligation. The photographs and/or drawings in this document are for illustrative purposes only. Refer to the appropriate Operator's Manual for instructions on the proper use of this equipment. Failure to follow the appropriate Operator's Manual when using our equipment or to otherwise act irresponsibly may result in serious injury or death. The only warranty applicable to our equipment is the standard written warranty applicable to the particular product and sale and Terex makes no other warranty, express or implied. Products and services listed may be trademarks, service marks or trade-names of Terex Corporation and/or its subsidiaries in the USA and other countries. All rights are reserved. Terex® is a registered trademark of Terex Corporation in the USA and many other countries. Copyright 2010 Terex Corporation.

生效日期：2010年11月。产品技术参数和价格如有更改，恕不另行通知。本文档中的图片和/或图纸仅作参考用途。有关正确使用本设备的说明，请参阅合适的操作手册。如果在使用本设备时，未按照操作手册正确操作，可导致严重的人身伤害或死亡。适用于我们设备的唯一保证是适用于特别产品和销售的标准书写保证，特雷克斯不做任何其他保证、表示或暗示。以上所列产品和服务为特雷克斯公司和/或其子公司在美国和其他国家/地区的商标、服务标记或厂商名称。保留所有版权。Terex®为特雷克斯公司在美国和许多其他国家的注册商标。©2010，特雷克斯公司版权所有。

**Terex (China) Investment Co., Ltd**

8th Floor, Tower B, GATEWAY, No 18 Xiaguangli, North Road, East 3rd Ring, Chaoyang District, Beijing, 100027 China  
Phone: +86 10 5907 9000, Fax: +86 10 8440 0628, Email: [cranes@terex.com](mailto:cranes@terex.com), Web: [www.terexcranes.com](http://www.terexcranes.com)

**特雷克斯（中国）投资有限公司**

中国，北京市朝阳区东三环北路霞光里18号佳程广场B座8层，邮编100027  
电话：+86 10 5907 9000，传真：+86 10 8440 0628，邮箱：[cranes@terex.com](mailto:cranes@terex.com)，网址：[www.terexcranes.com](http://www.terexcranes.com)

**Terex Topower (Shandong) Heavy Machinery Manufacture Co., Ltd.**

Topower Industrial Park, Ming Shui Economic Development Area, Zhangqiu City, Shandong Province  
Phone: +86 531 8372 5000, 8372 5016

**特雷克斯拓能（山东）重机制造有限公司**

山东省章丘市明水经济开发区拓能工业园，电话：+86 531 8372 5000, 8372 5016

Brochure Reference: TC-DS-M-E/C-POWERLIFT 7000 - 11.10

手册参考：TC-DS-M-E/C-拓力7000 - 11.10



**WORKS FOR YOU.™**