



Cat[®] TL1055

Telehandler

Specifications

Engine

Model	Cat [®] C4.4 TA	
Gross Power (Basic)	93.2 kW	125 hp
Net Power (Basic)	88.5 kW	118.7 hp

- Net Power shown is the power available at the flywheel when equipped with fan, air cleaner, muffler, and alternator.

Weights

Operating Weight	15 740 kg	34,700 lb
------------------	-----------	-----------

Operating Specifications

Rated Load Capacity	4536 kg	10,000 lb
Maximum Lift Height	16.8 m	55 ft
Maximum Forward Reach	13 m	42.5 ft
Frame Leveling	10°	
Top Travel Speed	30.4 kph	18.9 mph
Capacity at Max Height (o/r Up)	1814 kg	4,000 lb
Capacity at Max Height (o/r Down)	2268 kg	5,000 lb
Capacity at Max Reach (o/r Up)	0 kg	0 lb
Capacity at Max Reach (o/r Down)	1361 kg	3,000 lb
Turning Radius over Tires	4.3 m	14 ft

Hydraulic System — Implement

Gear Pump	Load sensing piston pump	
System Operating Pressure	252 bar	3,650 psi
Auxiliary Hydraulic Pressure	207 bar	3,000 psi
Auxiliary Hydraulic Flow at Boom Head	38 L/min	10 gal/min

- Auxiliary Hydraulic Circuit used for all attachments equipped with cylinders or other hydraulic components. Consists of valves, controls, and hydraulic lines.

Service Refill Capacities

Fuel Tank	144 L	38 gal
Hydraulic System	227.1 L	60 gal

Tires

Standard	14.00 x 24-12 PR
Optional	14.00 x 24 Foam Filled 14.00 x 24 Rock Lug

Transmission Speeds

Forward	4 speed
Reverse	3 speed

Boom Performance

Boom Up	15.7 Seconds	
Boom Down	13.9 Seconds	
Tele In	13.9 Seconds	
Tele Out	17.6 Seconds	
Drawbar Pull (Loaded)	9072 kg	20,000 lb

Axles

- Trunnion mounted planetary 55 degree steer axles.
- Integral steer cylinder.
- High bias limited slip differential on front axle.

Brakes

- Service Brakes are inboard wet disc brakes on front axle.
- Parking Brakes are wet disc spring-applied hydraulic release. Light on dash indicates when brake is on.

Instruments

- Volt meter, hourmeter, engine oil pressure gauge, fuel gauge, water temperature gauge. All gauges protected by clear acrylic cover.

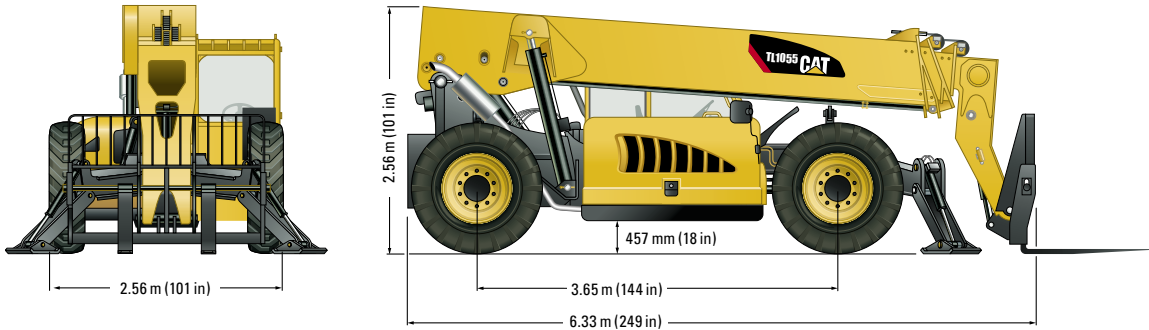
Work Tools

	Includes	Includes
Hydraulic IT Coupler	Auxiliary Electrics	Auxiliary Electrics
Pallet Forks	(2) 1524 mm, 51 mm x 152 mm	(2) 60 in, 2 in x 6 in
	(2) 1219 mm, 60 mm x 102 mm	(2) 48 in, 2.36 in x 4 in
Cubing Forks	(2) 1219 mm, 51 mm x 51 mm	(2) 48 in, 2 in x 2 in
Standard Tilt Carriage	1270 mm	50 in
Wide Tilt Carriage	1829 mm	72 in
Standard Rotate Carriage	1270 mm	50 in
Wide Rotate Carriage	1829 mm	72 in
Swing Carriage	100°, 1829 mm, 4536 kg Capacity, 2268 kg Swung	100°, 72 in, 10,000 lb Capacity, 5,000 lb Swung
Swing Carriage	180°, 1829 mm, 4536 kg Capacity, 2268 kg Swung	180°, 72 in, 10,000 lb Capacity, 5,000 lb Swung
Side Shift Carriage	1.22 m	48 in

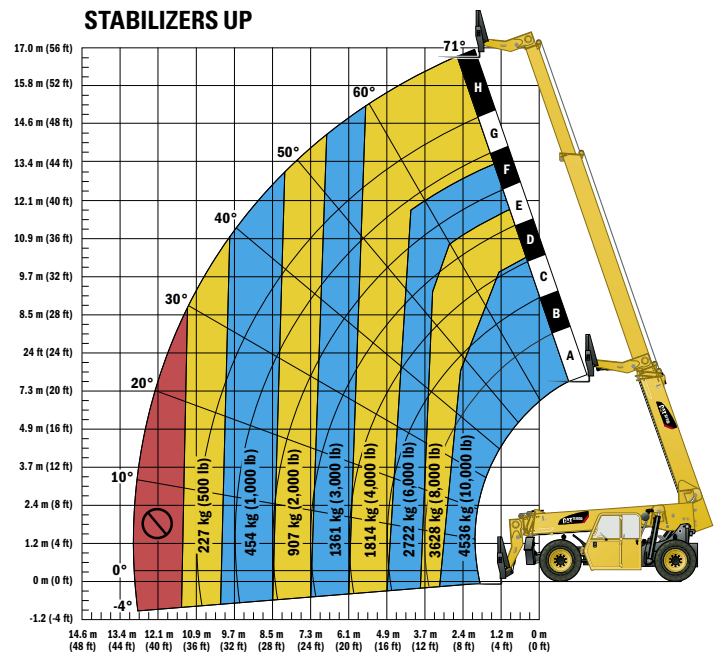
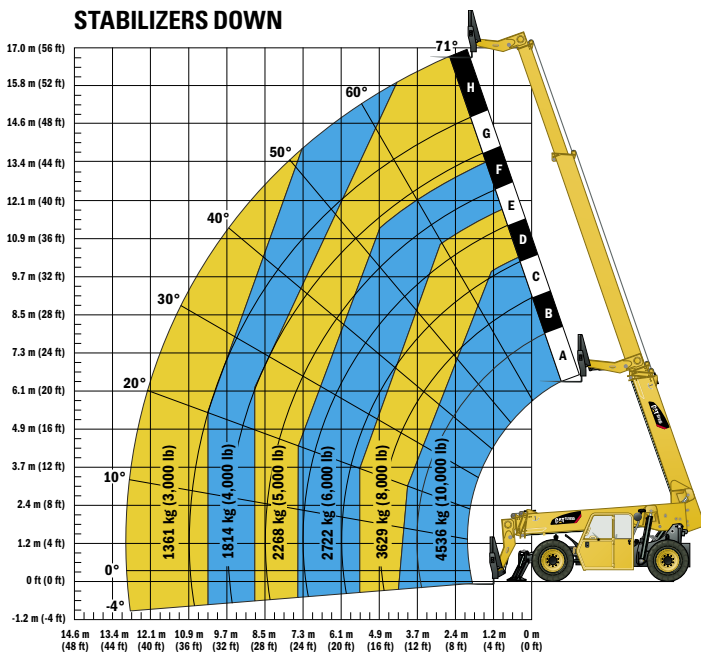
TL1055 Telehandler

Dimensions

All dimensions are approximate.



Load Chart and Dimensions



IMPORTANT

Rated lift capacities shown are with machine equipped with carriage and pallet forks. The machine must be level on a firm surface with undamaged, properly inflated tires. Machine specifications and stability are based on rated lift capacities at specific boom angles and boom lengths.

(If specifications are critical, the proposed application should be discussed with your dealer.)

DO NOT exceed rated lift capacity loads, as unstable and dangerous machine conditions will result.

DO NOT tip the machine forward to determine the allowable load.

Use only JLG approved attachments with proper material handler model/attachment load capacity charts displayed in the operator's cab. OSHA requires all rough terrain forklift operators be trained according to OSHA 29 CFR 1910.178 (1).

Due to continuous product improvements, machine specifications and/or equipment changes may be made without prior notification. This machine meets or exceeds ANSI/ITSDF B56.6-2005 as originally manufactured for intended applications.

For more complete information on Cat products, dealer services, and industry solutions, visit us on the web at www.cat.com

AEHQ5841-04

© 2008 Caterpillar
Printed in U.S.A.
All rights reserved.

CAT, CATERPILLAR, their respective logos, "Caterpillar Yellow" and the POWER EDGE trade dress, as well as corporate and product identity used herein, are trademarks of Caterpillar and may not be used without permission.

CATERPILLAR®