

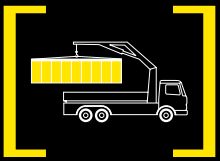
PK 6501

Performance

PALFINGER CRANE

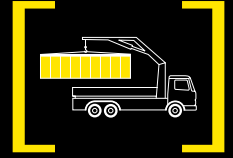


PERFORMANCE POWERED BY TECHNOLOGY



IMPRESSIVE LIFTING CAPACITY

The PK 6501 *Performance* achieves maximum versatility and efficiency in its performance class. Equipped with the innovative HPLS technology this crane is extremely flexible and handles with precision. The HIGH POWER LIFTING SYSTEM increases lifting capacity and reduces operating speed, making it possible to move each load with greater accuracy.



Return oil utilisation

The impressive operating speed of the extension system is a result of return oil utilisation. It is installed as standard, along with generously dimensioned hydraulic lines. This enables optimal cycle times in any type of job application!



Internally routed oil passages

The internally routed oil passages contribute to the compact extension system design and minimize damage due to exposure.


Advanced Package

- Electronic HPLS
- Radio remote control
- PALTRONIC 50 overload protection system
- Oil cooler
- External 75 l hydraulic oil tank



Hose equipment for auxiliary equipment

Hoses providing oil supply for auxiliary equipment are routed in compact trays and protective chains. A clean design offering maximum service life.



Central lubrication

For all bearings on the base frame.

REMARKABLE REACH



Load-holding valves

They prevent the crane arm from lowering and are mounted as standard on the main boom, the outer boom cylinder as well as on the boom extension cylinders. The valves are positioned in such a way that they are protected from being damaged.



Extension Boom System

- The extension boom cylinders are guided on Jordal rails over guide blocks.
- Optimal height compensation of the extension cylinders.



Large outrigger widths

The PK 6501 *Performance* fits on all standard truck chassis. Three stabiliser spreads are possible:
3.0 m (mechanical),
4.4 m (mechanical) and
5.0 m (hydraulic).



KTL - the cathodic dip painting

The shot-blasted crane parts are covered in zinc phosphate in an immersion process and coated electro-statically. The subsequent two-component top coating of paint provides a surface protection which in the past was usually only found in the automotive industry.

QUICK AND COMPACT

Max. lifting capacities

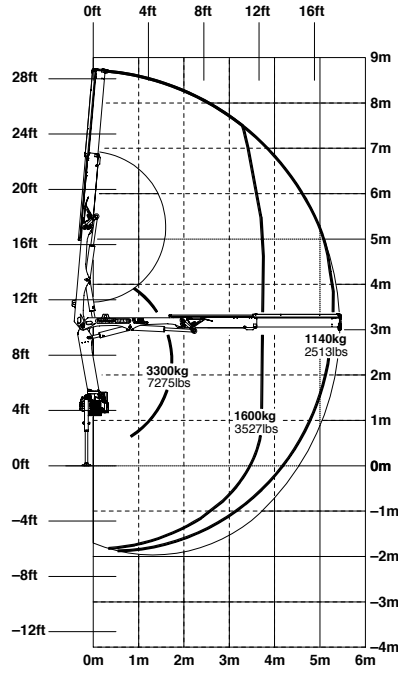
PK 6501 Performance		
Max. lifting capacities:		
3300 kg/7280 lbs		
Outreach	Capacity	
hydraulic		
3.7 m 12' 2"	1600 kg/3530 lbs	
5.3 m 17' 5"	1140 kg/2510 lbs	

PK 6501 A Performance		
Max. lifting capacities:		
3200 kg /7050 lbs		
Outreach	Capacity	
hydraulic		
3.7 m 12' 2"	1550 kg/3420 lbs	
5.3 m 17' 5"	1080 kg/2380 lbs	
7.2 m 23' 7"	780 kg/1720 lbs	

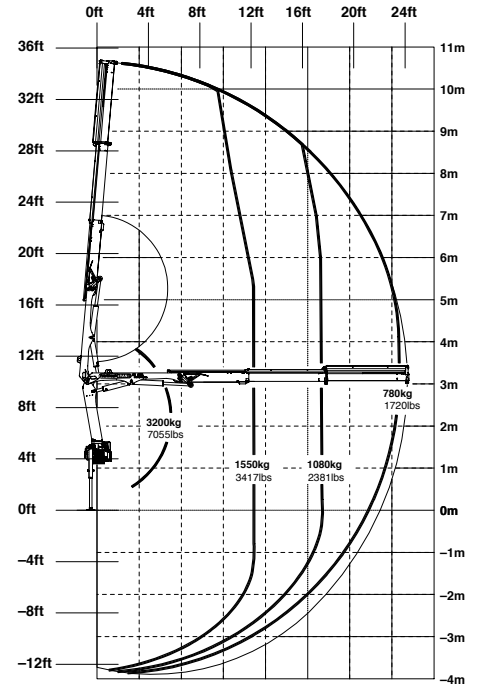
PK 6501 B Performance		
Max. lifting capacities:		
3140 kg/6920 lbs		
Outreach	Capacity	
hydraulic		
3.7 m 12' 2"	1500 kg/3310 lbs	
5.3 m 17' 5"	1020 kg/2250 lbs	
7.2 m 23' 7"	720 kg/1590 lbs	
9.2 m 30' 2"	560 kg/1230 lbs	
manual		
11.1 m 36' 5"	400 kg/ 880 lbs	
12.7 m 41' 8"	220 kg/ 490 lbs	

PK 6501 C Performance		
Max. lifting capacities:		
3080 kg/6790 lbs		
Outreach	Capacity	
hydraulic		
3.7 m 12' 2"	1470 kg/3240 lbs	
5.3 m 17' 5"	980 kg/2160 lbs	
7.2 m 23' 7"	670 kg/1480 lbs	
9.2 m 30' 2"	510 kg/1120 lbs	
11.1 m 36' 5"	420 kg/ 930 lbs	
manual		
12.6 m 41' 4"	220 kg/ 490 lbs	

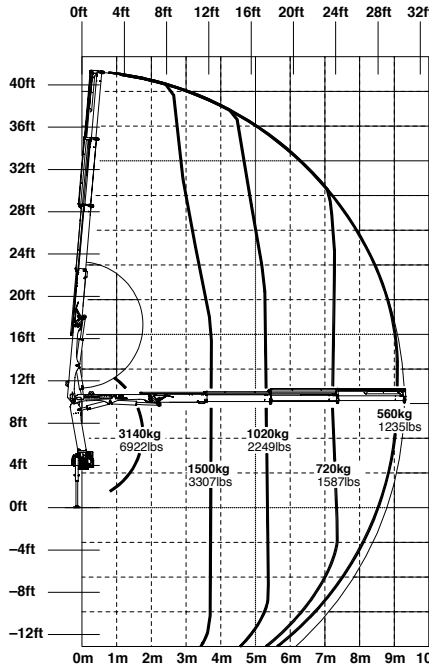
PK 6501 Performance



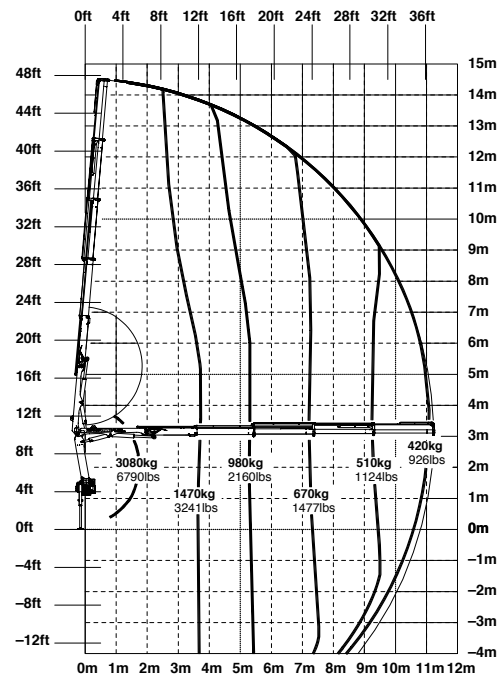
A



B

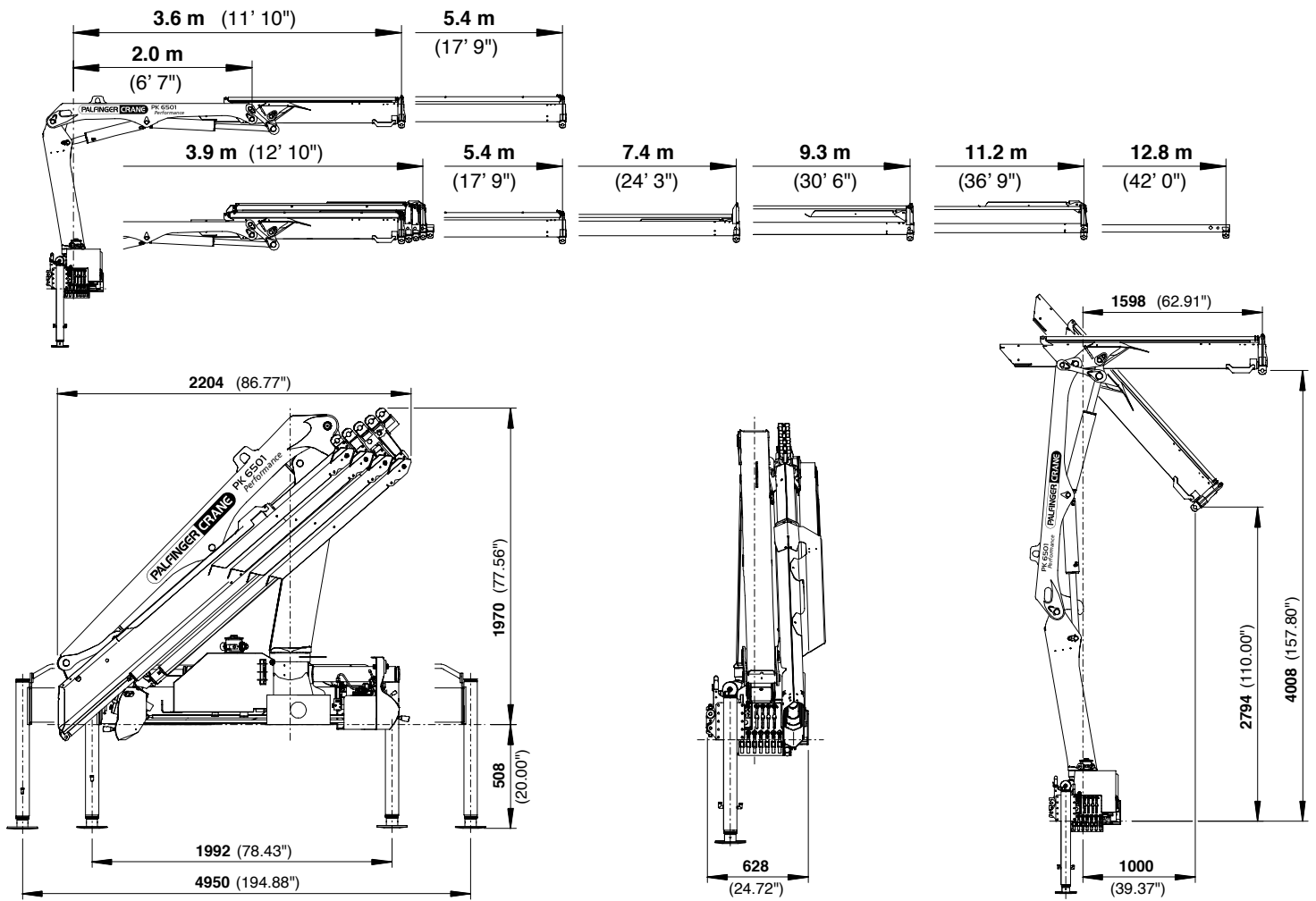


C



The outreaches stated are with a boom angle of 20° and are therefore not the maximum.

OPTIMAL RATIO OF LIFTING CAPACITY TO NET WEIGHT



PK 6501 Performance		
Technical Specifications (EN 12999 H1-B3)		
Max. lifting moment	6.0 mt/59.0 kNm	43500 ft. lbs
Max. lifting capacity	3300 kg/32.4 kN	7280 lbs
Max. hydraulic outreach	11.2 m	36' 9"
Max. manual outreach	12.9 m	42' 4"
Slewing angle	400°	

PK 6501 Performance		
Standard crane		
Slewing torque	0.70 mt/6,9 kNm	5090 ft.lbs
Outreach	5.4 m	17' 9"
Stabilizer spread standard	3.0 m	9' 10"
Stabilizer spread max.	5.0 m	16' 3"
Fitting space required	0.60 m	1' 12"
Width folded	2.2 m	7' 3"
Max. operating pressure	330 bar	4785 psi
Recommended pump capacity with RC- and LS-system	40 l/min	8.8 imp.gal./min 10.6 US gal./min
Dead weight standard crane	746 kg	1640 lbs

Applications shown in the leaflet do not always correspond to the standard specifications. Design and specification are subject to change without prior notice.



Country-specific regulations must be considered for the crane installation.

www.palfinger.com

KP-PK6501M1+E, 01/08