



# ORMIG



## 60 tm

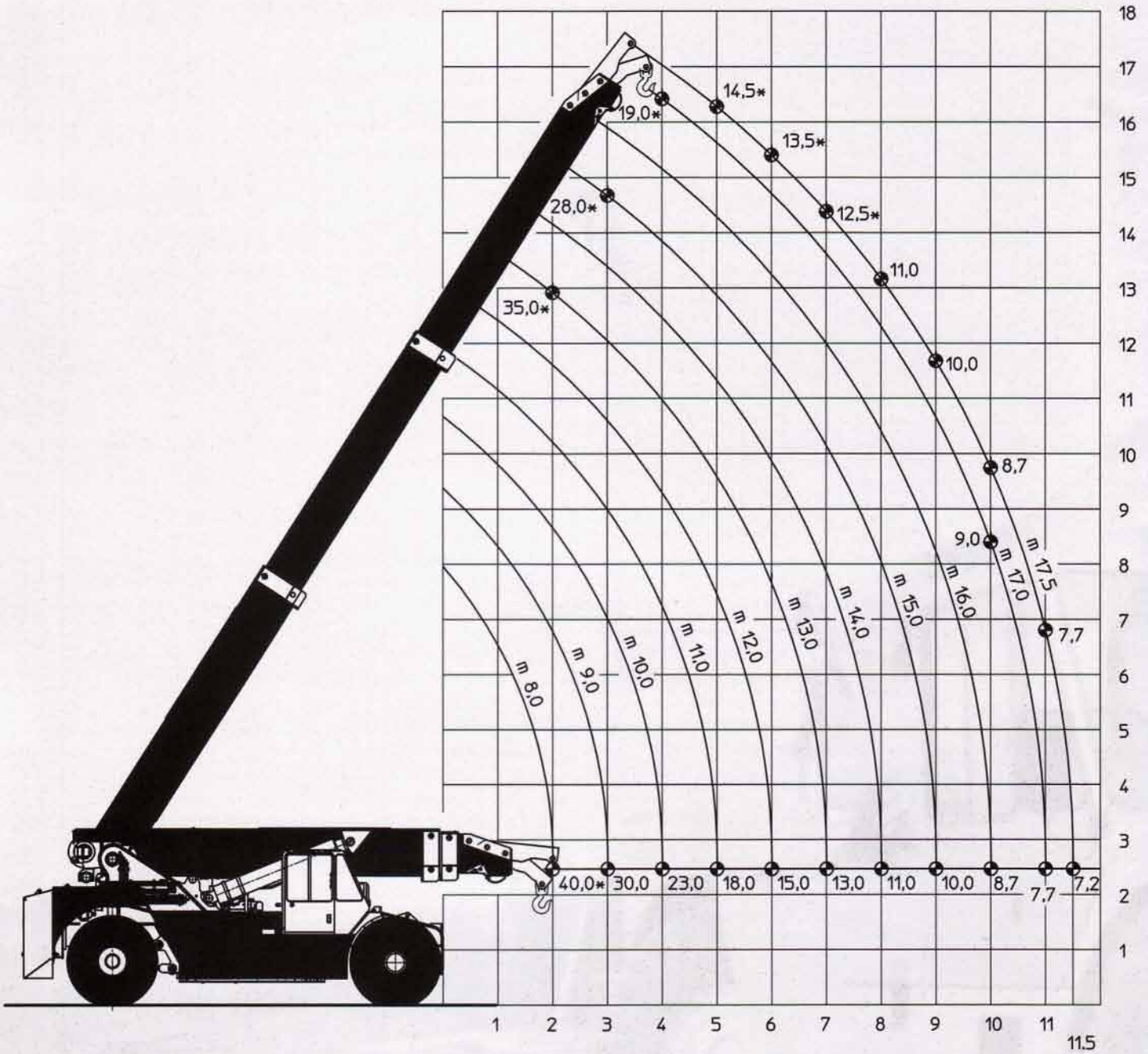
**ORMIG** S.p.A.

TEL. (+39) 0143 80051 r.a.  
TELEFAX (+39) 0143 86568  
E-mail: [mktg@ormigspa.com](mailto:mktg@ormigspa.com)  
E-mail: [sales@ormigspa.com](mailto:sales@ormigspa.com)  
[www.ormig.com](http://www.ormig.com) - [www.pickandcarry.com](http://www.pickandcarry.com)

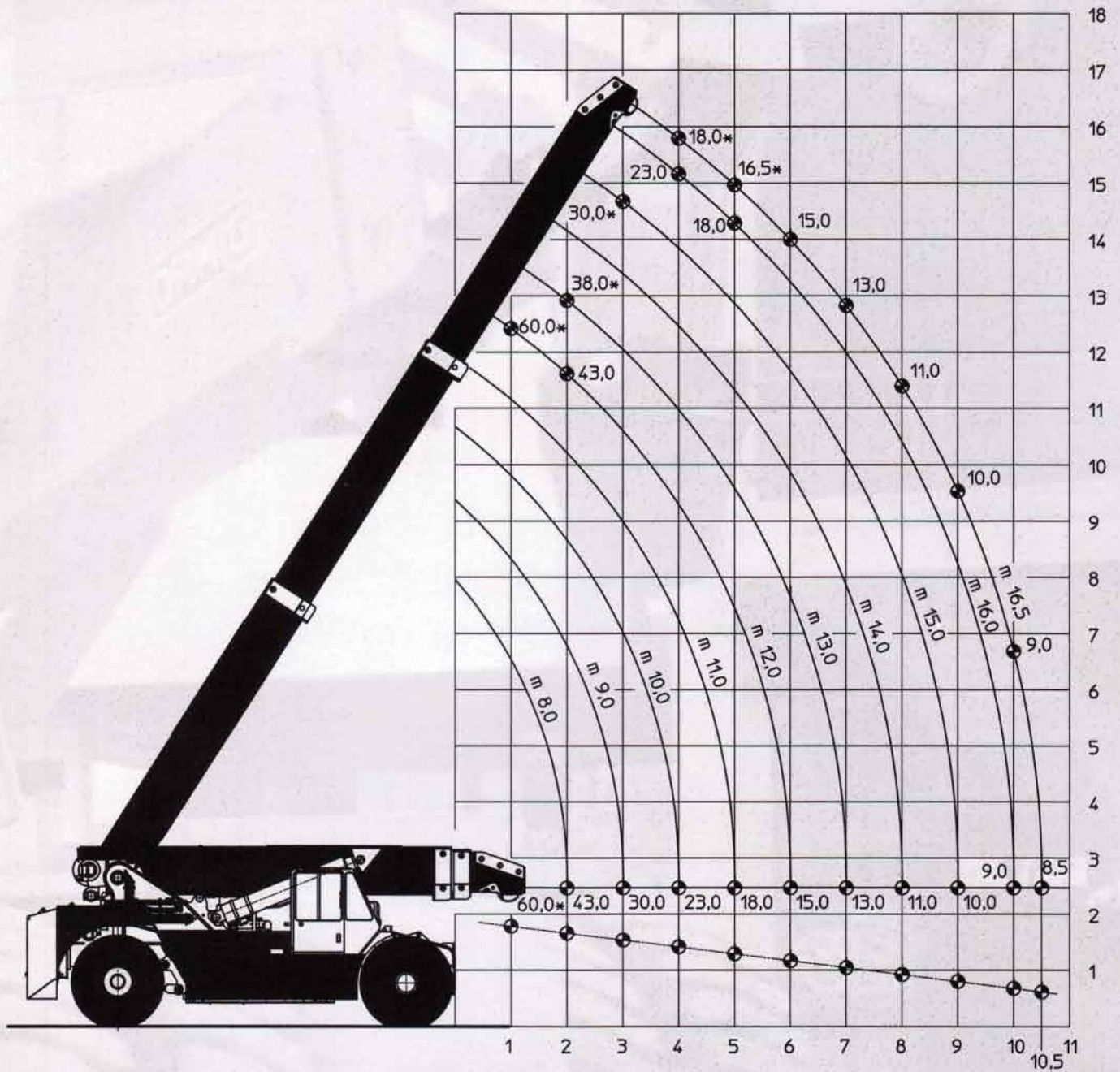
ORMIG S.p.A.  
PIAZZALE ORMIG  
P.O. BOX 63  
15076 OVADA (AL)  
ITALY

## TECHNICAL FEATURES

<b>Carrier:</b>	4 x 2 x 2
<b>Frame:</b>	Monolithic structure formed by two frame side members connected in the front and rear part in the position of the front axle and of the rear gantry location.
<b>Engine:</b>	Mercedes OM 926 LA, power 240 KW (325 HP) at 2200 rpm, in compliance with Euromot II at electronic control. Water cooling. Fuel tank capacity 300 litres.
<b>Speed gearbox:</b>	Transmission with ZF torque converter, 4 forward and 3 reverse speeds. Hand operated or automatic control. Max speed about 25 Km/h.
<b>Axles:</b>	Driving front axle with differential-gear. Rigid suspension. Steering rear idle axle with lockable pneumo-hydraulic suspension.
<b>Tyres:</b>	Twin tyres in the front axle and single tyres in the rear axle, type 18.00-R-25.
<b>Steering:</b>	Hydraulic steering with Danfoss hydraulic drive.
<b>Brakes:</b>	In compliance with EEC regulations for road travel, at hydraulic control. Multiple discs at oil bath in the front axle; dry disc at rear axle. Two independent circuits. Mechanical parking brake, spring-type acting in the transmission at front axle input.
<b>Cab:</b>	Steel structure, right side. Wide visibility for the operator is provided. It is complete with rearview mirrors, instrumentation, windshield wipers, heater, adjustable anatomical seat. The various movements are controlled by levers equipped with electric device against unforeseen operations.
<b>Electric system:</b>	24 v - 800 W alternator, 2 batteries of 12 V 140 Ah Control of the load capacity, suspension and speed according to the lifted load by means of electronic system connected with CAN-BUS connection.
<b>Boom:</b>	Fabricated from box-type plate at high strength. It is connected to the frame by means of rear gantry. Telescopic boom with a base section and two extensions at independent hydraulic extraction control. Extensions extraction by means of two double acting cylinders. Derricking is provided through two double acting cylinders.
<b>Winch:</b>	Oleodynamic with automatic brake. Adjustable speed from 0 to 50 m/min. with 6000 daN capacity at 5th layer single rope. Max rope length 131 m dia. 18 anti-rev. Type A7 ALC
<b>Hydraulic system:</b>	Fed by a variable delivery pump with electro-proportional distributor, compensated, anti-saturated. Electronic keysender with four proportional operations. Hydraulic oil tank capacity 510 litres.
<b>Safe load device:</b>	Electronic - active type - with locking of the operations which can cause dangerous conditions when reaching the max crane capacity.
<b>Safety regulations:</b>	The crane complies with safety and health requirements according to Encl I of "Cranes regulations" 89/392 and subsequent provisions. Therefore, the mark "CE" is on the crane equipped with the electronic safe load device. It is projected in class B3 as per DIN 15018-1.
<b>Weight:</b>	Total weight 36.000 Kg - Front axle 18.000 Kg - Rear axle 18.000 Kg
<b>Equipment on request:</b>	<ul style="list-style-type: none"><li>• Electronic safe load device</li><li>• Auxiliary counterweight</li><li>• Various lengths special flyjibs</li><li>• Fix hook at boom top</li><li>• Self-levelling forks complete with sideshift device for containers and marbles blocs handling</li><li>• Spare wheel</li><li>• Special jaws for various performances</li></ul>

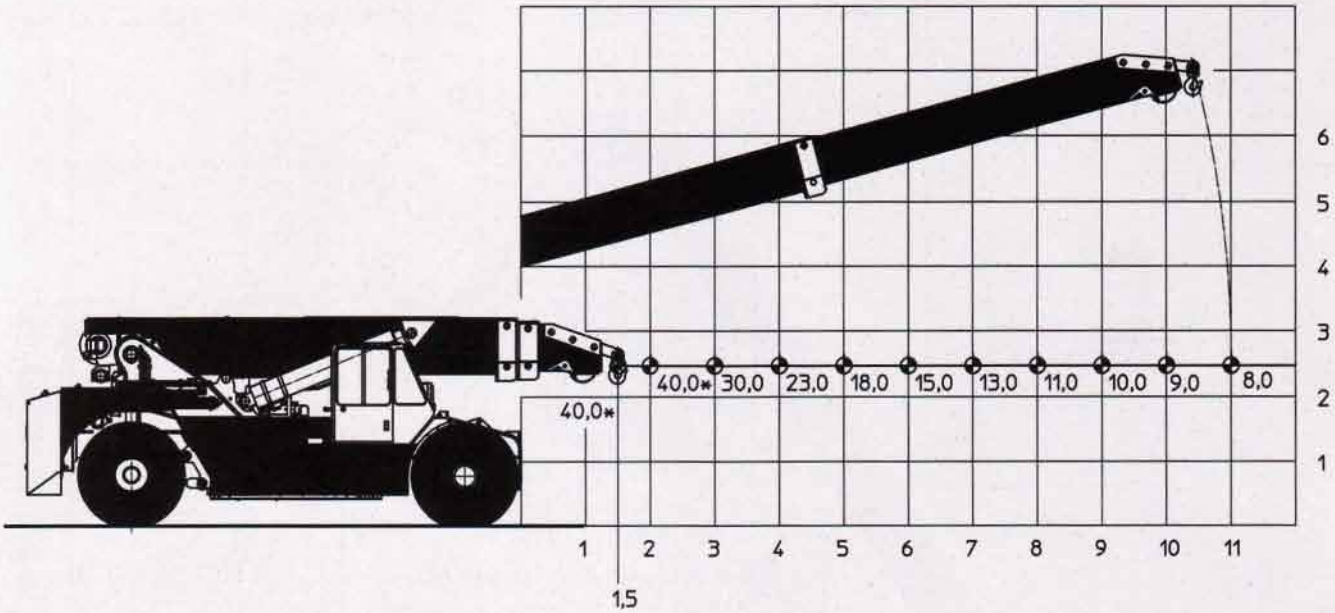


\* Portate determinate da fattori diversi dal ribaltamento  
 \* Capacities determined by factors other than tipping load

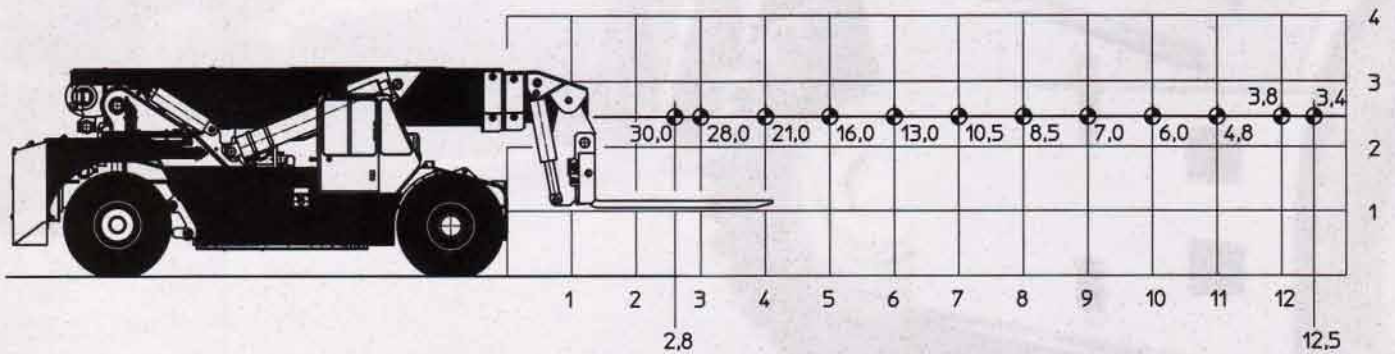
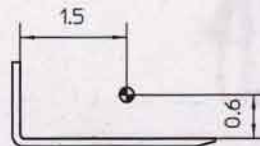


\* Portate determinate da fattori diversi dal ribaltamento  
 \* Capacities determined by factors other than tipping load

Lifting capacity chart with fixed hook (tonnes)

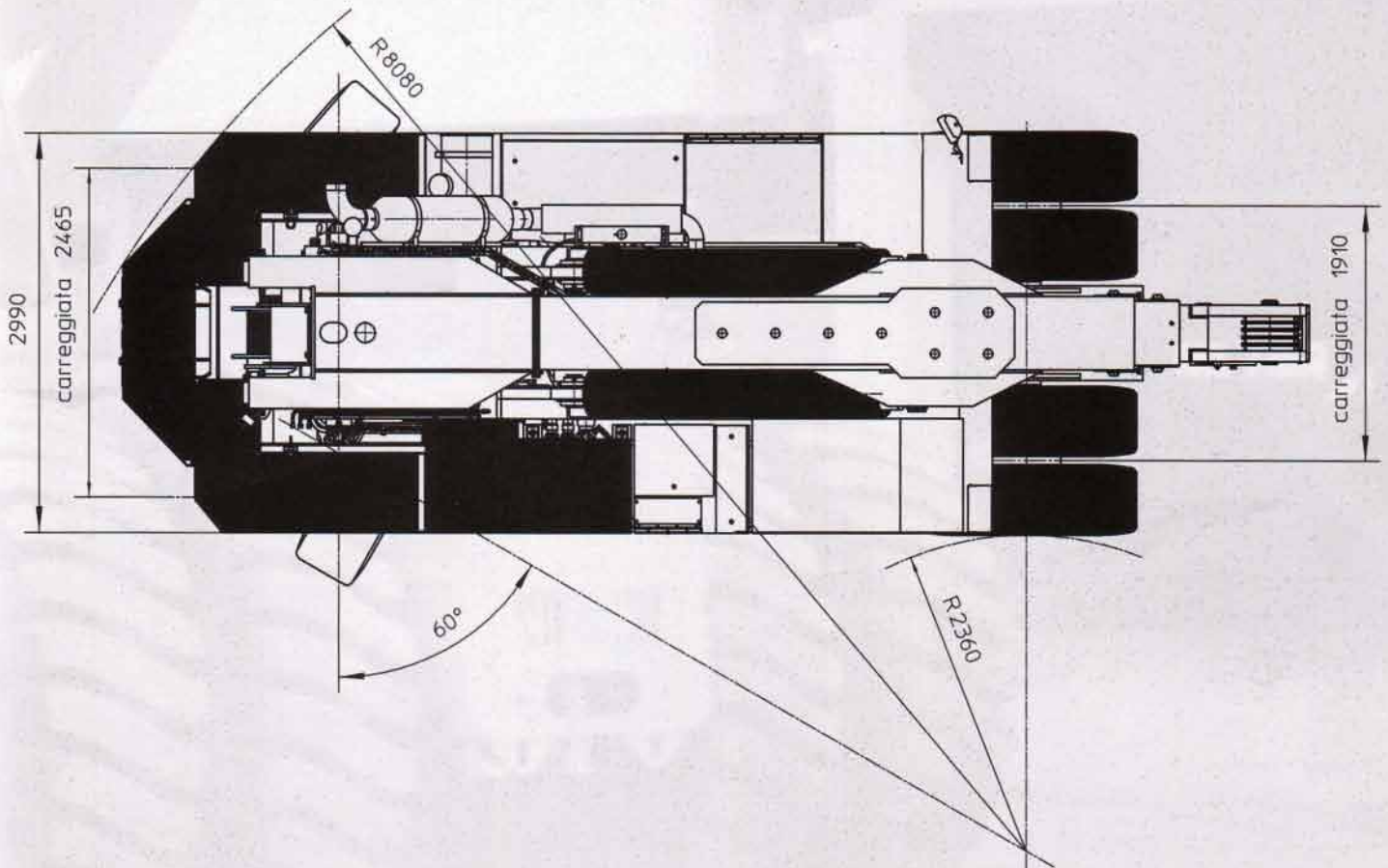
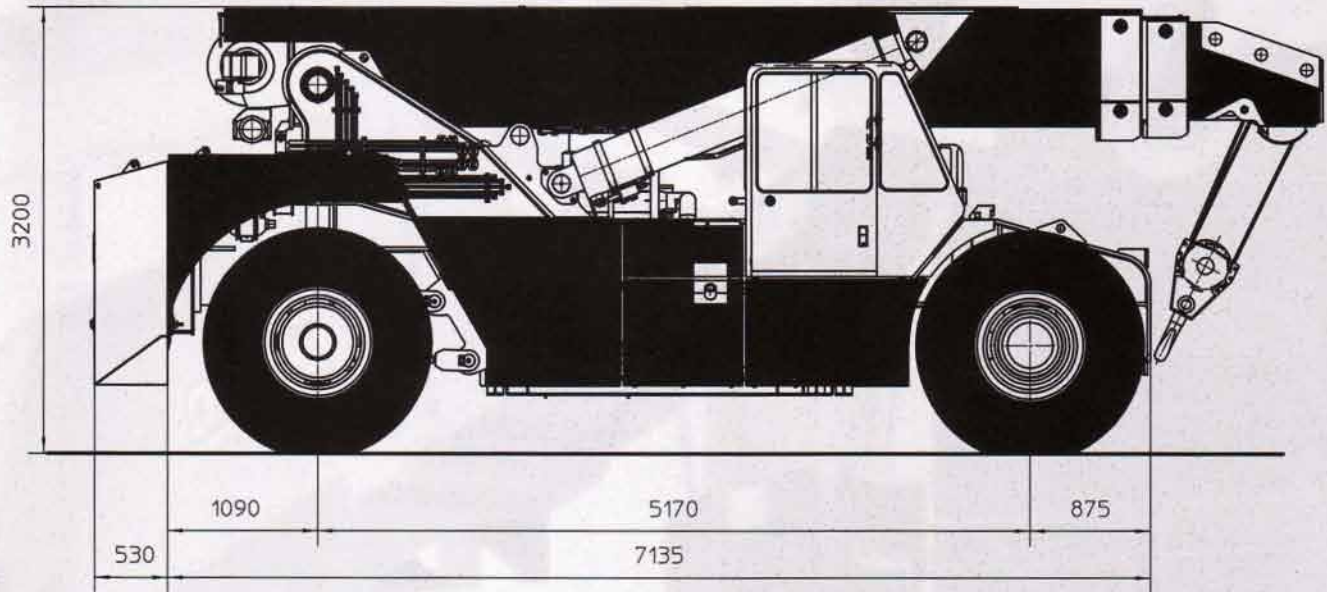


Lifting capacity chart with forks (tonnes)



# Dimensioni Generali

## General Dimensions





TEL. (+39) 0143 80051 r.a.  
 TELEFAX (+39) 0143 86568  
 E-mail: [mktg@ormigspa.com](mailto:mktg@ormigspa.com)  
 E-mail: [sales@ormigspa.com](mailto:sales@ormigspa.com)  
[www.ormig.com](http://www.ormig.com) - [www.pickandcarry.com](http://www.pickandcarry.com)

ORMIG S.p.A.  
 PIAZZALE ORMIG  
 P.O. BOX 63  
 15076 OVADA (AL)  
 ITALY