

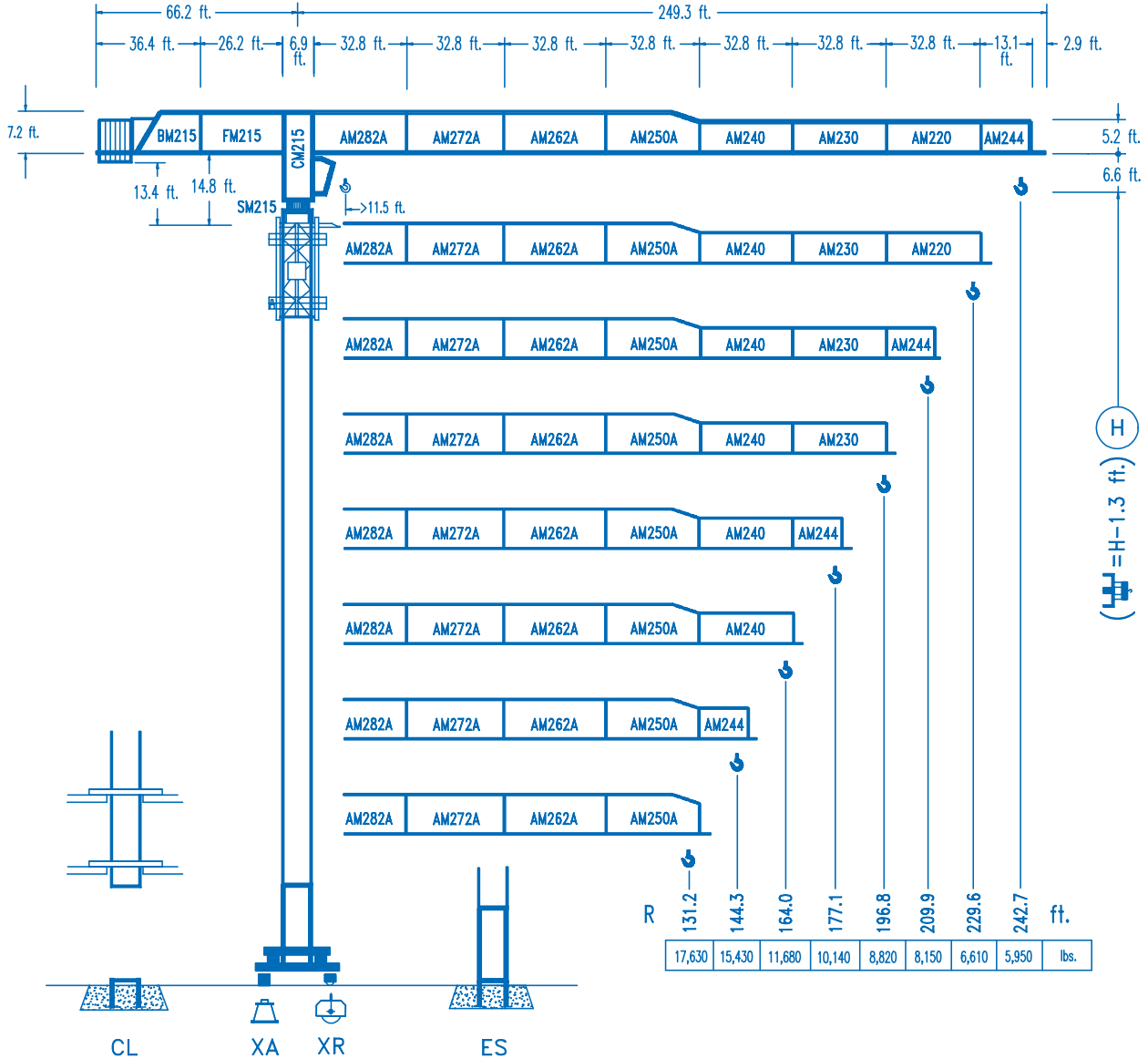


COMANSA

LINDEN 2100

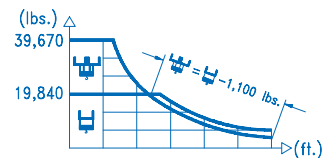
21 LC 290

39,670 lbs.



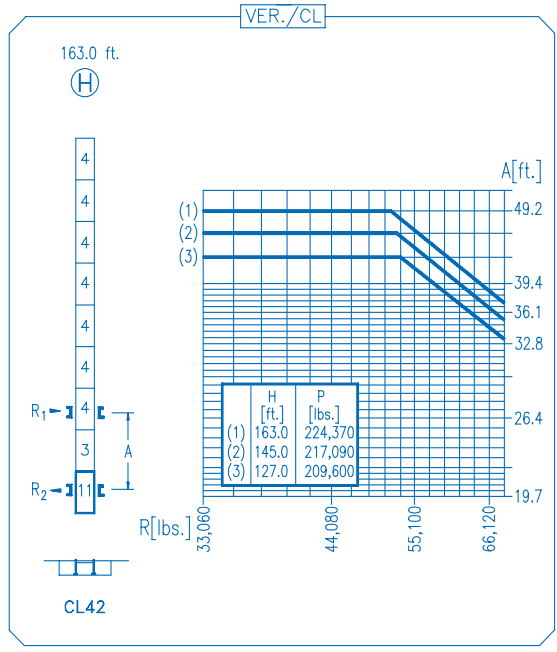
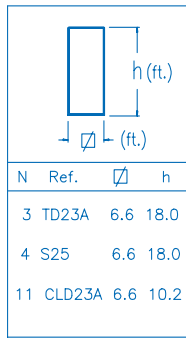
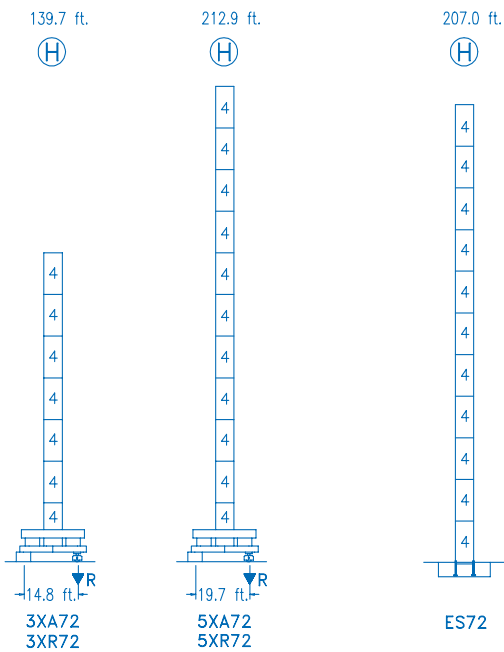
CE
DIN 15018 H1 B3

R	⌋				⌋											
242.7	46.9	49.2	65.6	84.6	84.9	98.4	111.5	131.2	144.3	164.0	177.1	196.8	209.9	229.6	242.7	ft.
	39,670	37,480	26,810	19,840	19,840	16,880	14,680	12,220	10,970	9,480	8,660	7,660	7,100	6,370	5,950	lbs.
229.6	47.9	49.2	65.6	86.6	87.6	98.4	111.5	131.2	144.3	164.0	177.1	196.8	209.9	229.6	ft.	
	39,670	38,480	27,550	19,840	19,840	17,460	15,180	12,660	11,360	9,820	8,980	7,940	7,360	6,610	6,610	lbs.
209.9	51.5	65.6	82.0	93.1	93.1	95.4	111.5	131.2	144.3	164.0	177.1	196.8	209.9	ft.		
	39,670	29,940	23,070	19,840	19,840	19,840	16,710	13,940	12,530	10,840	9,930	8,790	8,150	8,150	lbs.	
196.8	51.2	65.6	82.0	92.5	92.5	95.4	111.5	131.2	144.3	164.0	177.1	196.8	ft.			
	39,670	29,710	22,900	19,840	19,840	19,840	16,720	13,960	12,550	10,860	9,950	8,820	8,820	lbs.		
177.1	51.5	65.6	82.0	93.5	93.5	97.1	111.5	131.2	144.3	164.0	177.1	ft.				
	39,670	30,000	23,140	19,840	19,840	17,020	14,210	12,780	11,060	10,140	10,140	lbs.				
164.0	53.5	65.6	82.0	97.4	97.4	101.7	111.5	131.2	144.3	164.0	ft.					
	39,670	31,420	24,270	19,840	19,840	17,940	14,990	13,480	11,680	11,680	lbs.					
144.3	59.7	65.6	82.0	98.4	98.4	108.6	114.8	131.2	144.3	ft.						
	39,670	35,520	27,500	22,260	19,840	19,840	17,140	15,430	15,430	lbs.						
131.2	60.7	65.6	82.0	98.4	98.4	110.9	117.7	131.2	ft.							
	39,670	36,340	28,150	22,800	19,840	19,840	17,630	17,630	lbs.							



DS.0406.28

12/05 Reserva de modificaciones.- Subject to modifications.- Modifications réservées.- Konstruktionsänderungen vorbehalten.



R. máx.	En servicio In operation En service In Betrieb	3XR72 ... 233,400 lbs.
		5XR72 ... 250,370 lbs.

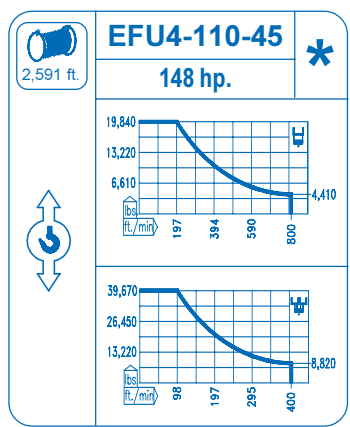
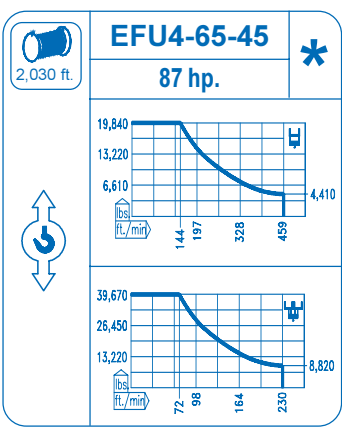
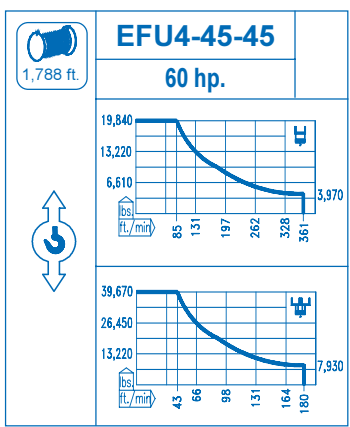
R. máx.	Fuera de servicio Out of service Hors service Ausser Betrieb	3XR72 199,020 lbs.
		5XR72 331,260 lbs.

CFU-7.5
10 hp.
0 ↻ 308 ft./min

GR-12
3 x 88 ft.lbs.
0 ↻ 0.7 rpm

TRA-7.5
2 x 55 ft.lbs.
0 ↻ 78 ft./min

TRA-7.5VC
2 x 55 ft.lbs.
0 ↻ 78 ft./min
5XR72



Tensión de alimentación Operating voltage Tension de service Betriebsspannung	480 V 3 ph 60 Hz
--	---

Opcional Optional En option Kaufoption	*
---	----------