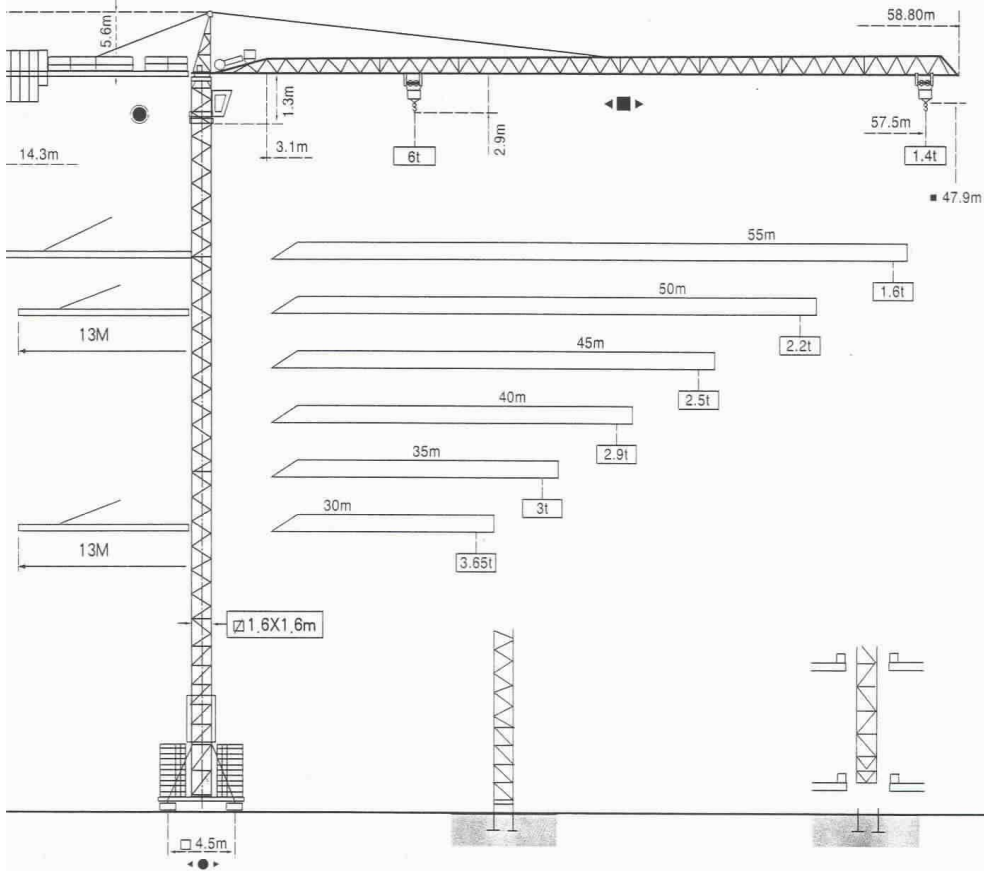


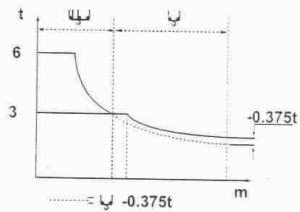
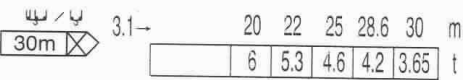


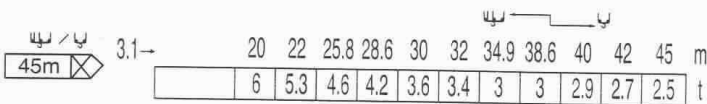
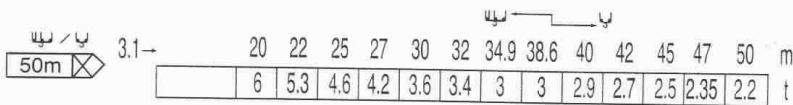
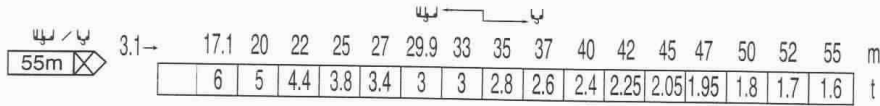
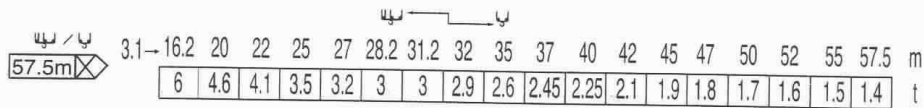
TOPKIT MC 120A




POTAIN 

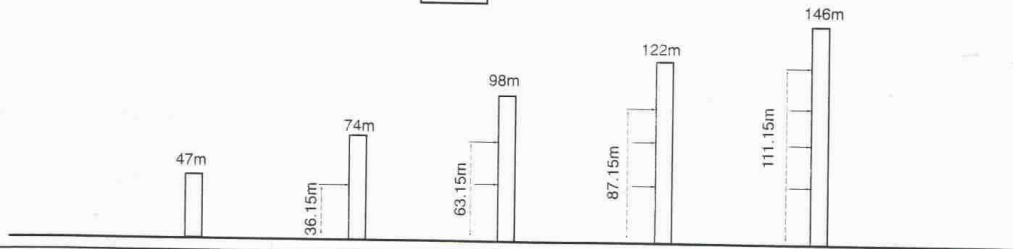
Fleche
جيب

- Load diagrams



- Ancrages - Anchorages

P16A



● En service
■ Hors service

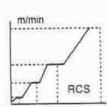
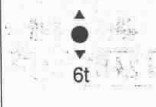
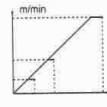

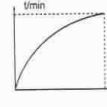



● In service
■ Out of service

⊗ A vide sans lest
avec fleche sa hauteur
maximum.

⊗ Without load and
ballast with longest jib
and maximum height.

TOPKIT MC120A

-Mechanisms

			m/mim	t	m/mim	t	:	ch-PS hp	kW	
Hoisting 			45	0=52.5	3	0=26	6	472m	45	33
		RCS	15/10	0=105	2	0=52.5	4	>472m*		
Trolleying 			4 D3 V3		15=58			4	3	
Slewing 			RCV 145		0=0.8 tr/min rpm			2X6	2X4.4	
Travelling 	SB16A 		RT 324		12.5-25			2X7	2X5.2	
-- Mains supply			CEI 38 IEC 38		400V(+6%-10%) 50Hz					
-- Necessary set					45 RCS: 65kVA					
-- Generator set					*					

-- Conslut us

Modifications autorisées. Subject to modification

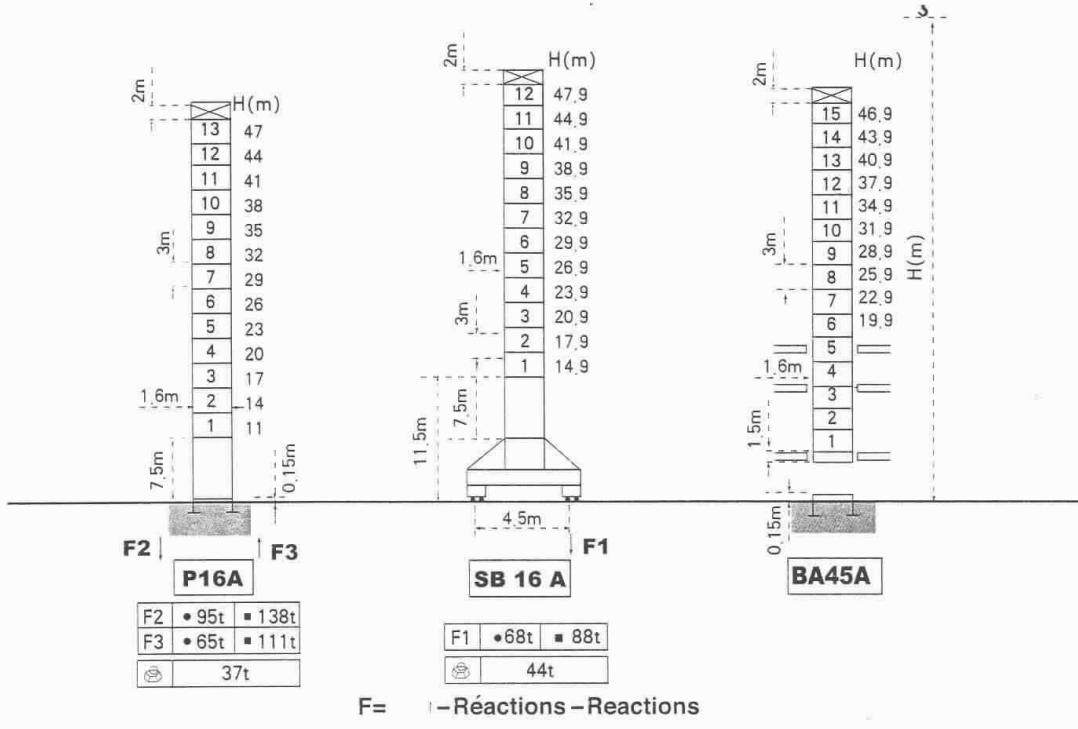
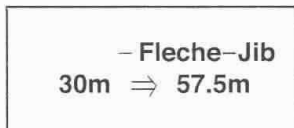

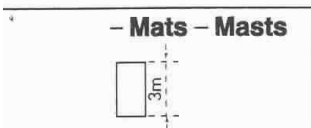


Copyright.Reproduction interdite © POTAIN 2000

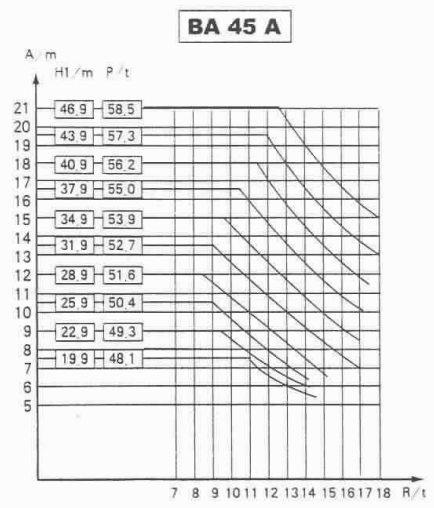
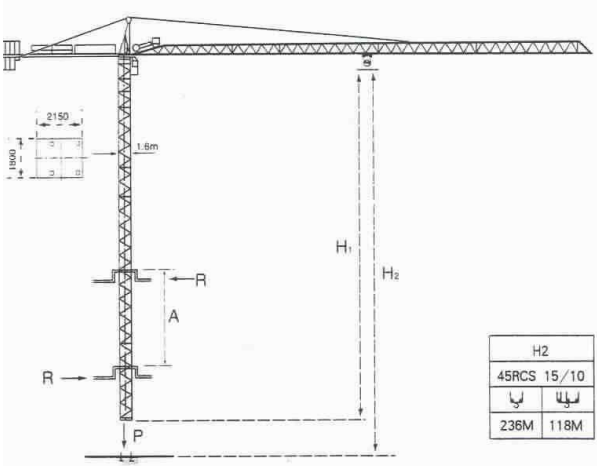
TOPKIT MC 120A

Ref. 2001.02

TOPKIT MC120A



- Télescopage sur dalles - Climbing crane



A Distance entre cadres
 H1 Hauteur grue
 P Poids de la grue(en service)
 R Reaction horizontale

A Distance between collars
 H1 Crane height
 P Crane weight(in service)
 R Horizontal reaction